

WEST ARNHEM



REGIONAL COUNCIL



WEST ARNHEM REGIONAL COUNCIL AGENDA

MINJILANG LOCAL AUTHORITY
THURSDAY, 14 MAY 2026



WEST ARNHEM REGIONAL COUNCIL

Notice is hereby given that a Local Authority Meeting of the West Arnhem Regional Council will be held in Minjilang on Thursday 14 May 2026 at 10:00 am.



Katharine Clare Murray
Chief Executive Officer

Code of Conduct: The Local Government Act 2019

As stipulated in Schedule 1 of the Act, the Code of Conduct for Members is as follows:

1. *Honesty and Integrity:* A member must act honestly and with integrity in performing official functions.
2. *Care and diligence:* A member must act with reasonable care and diligence in performing official functions.
3. *Courtesy:* A member must act with courtesy towards other members, council staff, electors and members of the public.
4. *Prohibition on bullying:* A member must not bully another person in the course of performing official functions.
5. *Conduct towards Council staff:* A member must not direct, reprimand, or interfere in the management of, council staff.
6. *Respect for cultural diversity and culture:* A member must respect cultural diversity and must not therefore discriminate against others, or the opinions of others, on the ground of their cultural background.
A member must act with respect for cultural beliefs and practices in relation to other members, council staff, electors and members of the public.
7. *Conflict of interest:* A member must avoid any conflict of interest, whether actual or perceived, when undertaking official functions and responsibilities.
If a conflict of interest exists, the member must comply with any statutory obligations of disclosure.
8. *Respect for confidences:* A member must respect the confidentiality of information obtained in confidence in the member's official capacity.
A member must not make improper use of confidential information obtained in an official capacity to gain a private benefit or to cause harm to another.
9. *Gifts:* Members must not solicit, encourage or accept gifts or private benefits from any person who might have an interest in obtaining a benefit from the council.
A member must not accept a gift from a person that is given in relation to the person's interest in obtaining a benefit from the council.'
10. *Accountability:* A member must be prepared at all times to account for the member's performance as a member and the member's use of council resources.
11. *Interests of municipality, region or shire to be paramount:* A member must act in what the member genuinely believes to be the best interests of the municipality, region or shire.
In particular, a member must seek to ensure that the member's decisions and actions are based on an honest, reasonable and properly informed judgment about what best advances the best interests of the municipality, region or shire.
12. *Training:* A member must undertake relevant training in good faith.

TABLE OF CONTENTS

ITEM	SUBJECT	PAGE NO
1	ACKNOWLEDGEMENT OF COUNTRY AND OPENING OF MEETING.....	6
2	PERSONS PRESENT.....	7
3	APOLOGIES AND ABSENCES	7
3.1	Apologies, Leave of Absence and Absence Without Notice	7
4	ELECTION OF CHAIRPERSON	8
4.1	Election of Minjilang Local Authority Chairperson	8
5	CONFIRMATION OF PREVIOUS MINUTES.....	10
5.1	Confirmation of Local Authority Meeting Minutes - 17 July 2025	10
5.2	Confirmation of Local Authority Provisional Meeting Minutes - 5 March 2026	18
6	DECLARATION OF INTEREST OF MEMBERS OR STAFF	30
6.1	Disclosure of Interest of Members or Staff.....	30
7	DEPUTATIONS AND PRESENTATIONS	31
7.1	Invited Guest - NT Police.....	31
7.2	Presentations and Visitors - Red Lily Health Clinic Update	32
8	RECEIVE AND NOTE REPORTS.....	33
8.1	CSM Operations Report on Current Council Services	33
8.2	Technical Services Minjilang Projects Report	38
8.3	Human Resources Report as of 24 April 2026	40
8.4	Finance Report to 31 March 2026	43
9	ACTION REPORTS.....	51
9.1	Review of Action Items	51
9.2	Community Benefit Fund	53
9.3	Community Honour Board.....	55
9.4	Strategic Plan Review.....	57
9.5	Council Draft 2026-27 Regional Plan and Budget	88
10	LOCAL AUTHORITY MEMBER QUESTIONS WITH OR WITHOUT NOTICE	157
10.1	Local Authority Member Questions with or without Notice	157

Acknowledgement of Country

West Arnhem Regional Council acknowledges the First Nations Custodians, and the many Language and Family groups who are Managers and Caretakers to each of their Traditional homelands and Waters across the West Arnhem Region Wards.

West Arnhem Regional Council pays its respects and acknowledges Elders, past, present and rising.

WEST ARNHem REGIONAL COUNCIL

FOR THE MEETING 14 MAY 2026

Agenda Reference:	3.1
Title:	Apologies, Leave of Absence and Absence Without Notice
Author:	Katharine Murray, Chief Executive Officer

SUMMARY

This report is to table, for the Minjilang Local Authority record, any apologies, and requests for leave of absence received from Authority members, as well as record any absence without notice for the meeting held on 14 May 2026.

RECOMMENDATION

THAT THE LOCAL AUTHORITY:

1. Notes the absence of ...
2. Notes the apology received from...;
3. Notes Mayor James Woods is on Leave of Absence;
4. Determines ... are an apology with permission of the Authority
5. Determines ... are absent without permission of the Authority.

COMMENT

Local Authorities can choose to accept the apologies or requests for leave of absence as presented or not accept them. Apologies or requests for leave of absence that are not accepted by the Local Authority will be recorded as absent without notice.

Mayor James Woods is on Leave of Absence from Tuesday, 12 May 2026 until Friday, 15 May 2026.

LEGISLATION AND POLICY

Guideline 1: Local Authorities

Council's Scheduling and Conduct of Meetings (Elected, Local Authority and Council Committee Members) Policy.

STRATEGIC IMPLICATIONS

This report is aligned to the following pillars and goals in the *Regional Plan and Budget*:

PILLAR 6 FOUNDATIONS OF GOVERNANCE

Integrity is at the heart of everything we do. We are leaders of best practice and excellence in governance, advocacy, consultation and administration. Our processes, procedures and policies are ethical and transparent.

Goal 6.3 Council and Local Authorities

Excellence in governance, consultation administration and representation

ATTACHMENTS

Nil

WEST ARNHAM REGIONAL COUNCIL

FOR THE MEETING THURSDAY 14 MAY 2026

Agenda Reference:	4.1
Title:	Election of Minjilang Local Authority Chairperson
Author:	Katharine Murray, Chief Executive Officer

SUMMARY

The purpose of this report is for the Local Authority to consider electing a new Chairperson.

RECOMMENDATION

THAT THE LOCAL AUTHORITY:

1. Receives and notes the report titled *Election of Minjilang Local Authority Chairperson*; and
2. Elects Local Authority Member ... to the position of Minjilang Local Authority Chairperson for a period of 12 months.

BACKGROUND

The Minjilang Local Authority currently comprises of the following members:

Elected Members

- Cr Steven Nabalmarda

Appointed Members

- Matthew Nagarbin
- Shane Wauchope
- Charles Yirrawala
- Clint Wauchope
- Josephine Cooper
- Lachlan Nabegeyo

COMMENT

All members of the Local Authority (Appointed and Elected) can vote for the Chairperson. However, it is recommended only appointed members of the Maningrida Local Authority can nominate for the Chairperson position. The successful candidate will be appointed for a period of 12 months.

At the Minjilang Local Authority Meeting held on Thursday 5 March 2025 the Local Authority appointed Mayor James Woods as the temporary Chairperson.

LEGISLATION AND POLICY

Section 78 of the *Local Government Act 2019*.

Clause 67 of the *Local Government (General) Regulations 2021*.

Clause 9.1 of *Guideline 1: Local Authorities*.

The Local Authority Appointments, Resignations and Terminations Policy applies to this matter.

Reasonable Expenses and Benefit for Council, Local Authority and Council Committee Members Policy

Code of Conduct (Elected, Local Authority and Committee Members) Policy.

Conflict of Interest (Elected, Local Authority and Committee Members) Policy.

Gifts, Benefits and Hospitality (Elected, Local Authority and Committee Members) Policy.

FINANCIAL IMPLICATIONS

The following allowance will be paid for each meeting of a Local Authority:

The Chair of a Local Authority will be paid as follows:

If the meeting is held up to 2 hours	\$300
If the meeting is held between 2 to 4 hours	\$450
If the meeting is held more than 4 hours	\$600

STRATEGIC IMPLICATIONS

This report is aligned to the following pillars and goals of the *Regional Plan and Budget*:

PILLAR 6 FOUNDATIONS OF GOVERNANCE

Integrity is at the heart of everything we do. We are leaders of best practice and excellence in governance, advocacy, consultation and administration. Our processes, procedures and policies are ethical and transparent.

Goal 6.3 Council and Local Authorities

Excellence in governance, consultation administration and representation.

ATTACHMENTS

Nil

WEST ARNHAM REGIONAL COUNCIL

FOR THE MEETING 14 MAY 2026

Agenda Reference:	5.1
Title:	Confirmation of Local Authority Meeting Minutes - 17 July 2025
Author:	Katharine Murray, Chief Executive Officer

SUMMARY

Unconfirmed minutes from the Minjilang Local Authority meeting held on Thursday, 17 July 2025 are submitted to the Local Authority for confirmation that the minutes are a true and correct record of the meeting.

RECOMMENDATION

THAT THE LOCAL AUTHORITY confirms the minutes of the Minjilang Local Authority meeting held on Thursday, 17 July 2025 as a true and correct record.

LEGISLATION AND POLICY

Sections 101(4) and 101(5) of the *Local Government Act 2019*.

Clause 13.1 *Guideline 1: Local Authorities 2021*.

Council's Scheduling and Conduct of Meetings (Elected, Local Authority and Council Committee Members) Policy.

STRATEGIC IMPLICATIONS

This report is aligned to the following pillars and goals of the *Regional Plan and Budget*:

PILLAR 6 FOUNDATIONS OF GOVERNANCE

Integrity is at the heart of everything we do. We are leaders of best practice and excellence in governance, advocacy, consultation and administration. Our processes, procedures and policies are ethical and transparent.

Goal 6.3 Council and Local Authorities

Excellence in governance, consultation administration and representation.

ATTACHMENTS

1. 2025-07-17 Minjilang Local Authority Minutes - Unconfirmed [5.1.1 - 7 pages]



Minutes of the West Arnhem Regional Council Minjilang Local Authority
Thursday, 17 July 2025 at 10:00 am
Council Chambers

1 ACKNOWLEDGEMENT OF COUNTRY AND OPENING OF MEETING

Chairperson Nagarbin declared the meeting open at 10:30am, welcomed all in attendance and did an Acknowledgement of Country.

Meeting was adjourned at 10:30am and reconvened at 10:34am.

2 PERSONS PRESENT

APPOINTED MEMBERS PRESENT

Member (Chairperson)	Matthew Nagarbin
Member	Clint Wauchope
Member	Charles Yirrawala

ELECTED MEMBERS PRESENT

Mayor	James Woods
Deputy Mayor	Elizabeth Williams
Councillor	Steven Nabalmarada

STAFF PRESENT

Chief Executive Officer	Katharine Clare Murray
Director of Community and Council Services	Fiona Ainsworth (via video)
Director of Finance	Joycelyn Nathanael-Walters (via video)
Council Services Manager Minjilang	Damian Sandilands
Manager Technical Services	Kylie Gregson (via video)
Project Manager	Clem Beard (via video)
Governance Advisor	Debbie Branson
Executive Assistant to Mayor and CEO	Gina Carrascalao (via video)
Information Advisor	Ben Heaslip (via video)

3 APOLOGIES AND ABSENCES

Agenda Reference:	3.1
Title:	Apologies, Leave of Absence and Absence Without Notice
Author:	Debbie Branson, Governance Advisor

The Local Authority considered a report on Apologies, Leave of Absence and Absence Without Notice.

MIN32/2025 RESOLVED:
On the motion of Member Charles Yirrawala
Seconded Member Clint Wauchope

THAT THE LOCAL AUTHORITY:

1. Notes the apology received from Member Shane Wauchope and Member Josephine Cooper;
and
2. Determines Member Shane Wauchope and Member Josephine Cooper are absent with permission of the Authority.

CARRIED

4 ACCEPTANCE OF AGENDA

Agenda Reference:	4.1
Title:	Acceptance of Agenda
Author:	Debbie Branson, Governance Advisor

The Local Authority considered a report on Acceptance of Agenda.

MIN33/2025 RESOLVED:
On the motion of Mayor James Woods
Seconded Chairperson Matthew Nagarlbin

THAT THE LOCAL AUTHORITY accept the agenda papers as circulated for the Minjilang Local Authority meeting held on 17 July 2025.

CARRIED

5 DECLARATION OF INTEREST OF MEMBERS OR STAFF

Agenda Reference:	5.1
Title:	Disclosure of Interest of Members or Staff
Author:	Debbie Branson, Governance Advisor

The Local Authority considered a report on Disclosure of Interest of Members or Staff.

MIN34/2025 RESOLVED:
On the motion of Member Charles Yirrawala
Seconded Chairperson Matthew Nagarbin

THAT THE LOCAL AUTHORITY received nil declarations of interest for the Minjilang Local Authority meeting held on 17 July 2025.

CARRIED

6 CONFIRMATION OF PREVIOUS MINUTES

Agenda Reference:	6.1
Title:	Confirmation of Local Authority Meeting Minutes
Author:	Debbie Branson, Governance Advisor

The Local Authority considered a report on Confirmation of Local Authority Meeting Minutes.

MIN35/2025 RESOLVED:
On the motion of Member Charles Yirrawala
Seconded Member Clint Wauchop

THAT THE LOCAL AUTHORITY adopted the minutes of the Minjilang Local Authority meeting held on Thursday 15 May 2025 as a true and correct record.

CARRIED

7 DEPUTATIONS AND PRESENTATIONS

Agenda Reference:	7.1
Title:	Presentations and Visitors
Author:	Debbie Branson, Governance Advisor

The Local Authority considered a report on Presentations and Visitors.

Mark DiFrancesco from Red Lily Health Clinics joined the meeting at 11:36am.

Fatima Tualau from Red Lily Health Clinics joined the meeting at 11:42am.

Representatives from Red Lily Health Clinic left the meeting at 11:54am.

MIN36/2025 RESOLVED:

On the motion of Chairperson Matthew Nagarlbin

Seconded Member Charles Yirrawala

THAT THE LOCAL AUTHORITY notes the presentations by Red Lily Health Clinic.

CARRIED

Agenda Reference:	7.2
Title:	Invited Guest - NT Police
Author:	Debbie Branson, Governance Advisor

The Local Authority considered a report on Invited Guest - NT Police.

Senior Sergeant Chris Harden joined the meeting at 10:38am and left at 10:47am.

MIN37/2025 RESOLVED:

On the motion of Member Charles Yirrawala

Seconded Member Clint Wauchop

THAT THE LOCAL AUTHORITY noted the update on Law and Order by the NT Police.

CARRIED

8 ACTION REPORTS

Agenda Reference:	8.1
Title:	Review of Action Items
Author:	Debbie Branson, Governance Advisor

The Local Authority considered a report on Review of Action Items.

MIN38/2025 RESOLVED:
On the motion of Cr Steven Nabalmarda
Seconded Chairperson Matthew Nagarbin

THAT THE LOCAL AUTHORITY:

1. Receive and note the report titled *Review of Action Items*; and
2. Review the outstanding action items and give approval for completed items to be removed from the register.

CARRIED

Agenda Reference:	8.2
Title:	By-Laws for Minjilang Community
Author:	Ben Heaslip, Information Advisor

The Local Authority considered a report on By-Laws for Minjilang Community.

MIN39/2025 RESOLVED:
On the motion of Cr Steven Nabalmarda
Seconded Member Clint Wauchope

THAT THE LOCAL AUTHORITY:

1. Receive and note the report titled *By-Laws for Minjilang Community*; and
2. Request draft By-laws for further community consultation.

CARRIED

9 RECEIVE AND NOTE REPORTS

Agenda Reference:	9.1
Title:	Technical Services Minjilang Projects Report
Author:	Kylie Gregson, Manager Technical Services

The Local Authority considered a report on Technical Services Minjilang Projects Report.

MIN40/2025 RESOLVED:
On the motion of Chairperson Matthew Nagarbin
Seconded Member Charles Yirrawala

THAT LOCAL AUTHORITY receives and notes the report titled *Technical Services Minjilang Projects Report*.

CARRIED

Agenda Reference:	9.2
Title:	CSM Operations Report on Current Council Services
Author:	Damian Sandilands, Minjilang Council Services Manager

The Local Authority considered a report on CSM Operations Report on Current Council Services.

MIN41/2025 RESOLVED:
On the motion of Member Charles Yirrawala
Seconded Cr Steven Nabalmarda

THAT THE LOCAL AUTHORITY receive and note the report titled *CSM Operations Report on Current Council Services*.

CARRIED

Agenda Reference:	9.3
Title:	Human Resources Report as at 30 June 2025
Author:	Linda Veugen-Yong, Human Resources Manager (Acting)

The Local Authority considered a report on Human Resources Report as at 30 June 2025.

MIN42/2025 RESOLVED:
On the motion of Member Clint Wauchop
Seconded Member Charles Yirrawala

THAT THE LOCAL AUTHORITY receive and note the report titled *Human Resources Report as at 30 June 2025*.

CARRIED

Agenda Reference:	9.4
Title:	2025 Local Government General Elections
Author:	Katharine Murray, Chief Executive Officer

The Local Authority considered a report on 2025 Local Government General Elections.

MIN43/2025 RESOLVED:
On the motion of Member Charles Yirrawala
Seconded Chairperson Matthew Nagarbin

THAT THE LOCAL AUTHORITY receive and note the report titled *2025 Local Government General Elections*.

CARRIED

Agenda Reference:	9.5
Title:	Finance Report to May 2025
Author:	Imran Shajib, Finance Manager

The Local Authority considered a report on Finance Report to May 2025.

Member Clint Wauchope left the meeting at 11:14am and returned to the meeting at 11:15am.

MIN44/2025 RESOLVED:
On the motion of Cr Steven Nabalmarda
Seconded Member Charles Yirrawala

THAT THE LOCAL AUTHORITY receive and note the report titled *entitled Finance Report to May 2025*.

CARRIED

10 LOCAL AUTHORITY MEMBER QUESTIONS WITH OR WITHOUT NOTICE

Agenda Reference:	10.1
Title:	Local Authority Member Questions with or without Notice
Author:	Debbie Branson, Governance Advisor

The Local Authority considered a report on Local Authority Member Questions with or without Notice.

MIN45/2025 RESOLVED:
On the motion of Chairperson Matthew Nagarbin
Seconded Member Charles Yirrawala

THAT THE LOCAL AUTHORITY approve the allocation of \$15,000 Minjilang Local Authority funding for the free Wi-Fi area for the Minjilang Community.

CARRIED

11 NEXT MEETING

The next meeting is scheduled to take place on Thursday, 16 October 2025.

12 MEETING DECLARED CLOSED

Chairperson Nagarbin declared the meeting closed at 11:55am.

This page and the preceding pages are the minutes of the Minjilang Local Authority held on Thursday 17 July 2025.

Click [here](#) to view the agenda for the Minjilang Local Authority held on Thursday 17 July 2025.

WEST ARNHAM REGIONAL COUNCIL

FOR THE MEETING 14 MAY 2026

Agenda Reference:	5.2
Title:	Confirmation of Local Authority Provisional Meeting Minutes - 5 March 2026
Author:	Katharine Murray, Chief Executive Officer

SUMMARY

Unconfirmed minutes from the Minjilang Local Authority meeting held on Thursday, 5 March 2026 are submitted to the Local Authority for confirmation that the minutes are a true and correct record of the meeting.

RECOMMENDATION

THAT THE LOCAL AUTHORITY adopts the minutes of the Minjilang Local Authority meeting held on Thursday, 5 March 2026 as a true and correct record.

LEGISLATION AND POLICY

Sections 101(4) and 101(5) of the *Local Government Act 2019*.

Clause 13.1 *Guideline 1: Local Authorities 2021*.

Council's Scheduling and Conduct of Meetings (Elected, Local Authority and Council Committee Members) Policy.

STRATEGIC IMPLICATIONS

This report is aligned to the following pillars and goals of the *Regional Plan and Budget*:

PILLAR 6 FOUNDATIONS OF GOVERNANCE

Integrity is at the heart of everything we do. We are leaders of best practice and excellence in governance, advocacy, consultation and administration. Our processes, procedures and policies are ethical and transparent.

Goal 6.3 Council and Local Authorities

Excellence in governance, consultation administration and representation.

ATTACHMENTS

1. 2026-03-05 Minjilang Local Authority Minutes Unconfirmed [5.2.1 - 11 pages]



Minutes of the West Arnhem Regional Council Minjilang Local Authority
PROVISIONAL MEETING
Thursday, 5 March 2026 at 10:00am
Council Chambers

1 ACKNOWLEDGEMENT OF COUNTRY AND OPENING OF MEETING

Mayor James Woods declared the meeting open at 10:33am, welcomed all in attendance and did an Acknowledgement of Country.

2 PERSONS PRESENT

APPOINTED MEMBERS PRESENT

Member	Shane Wauchope
Member	Charles Yirrawala
Member	Josephine Cooper
Member	Lachlan Nabegeyo

ELECTED MEMBER PRESENT

Mayor	James Woods
Deputy Mayor	Jacqueline Phillips
Councillor	Steven Nabalamarada

STAFF MEMBERS PRESENT

Chief Executive Officer	Katharine Murray
Director Corporate Services	Jocelyn Nathanael-Walters
Acting Director Community and Council Services	Rick Mitchell
Director Technical Services	Grant McKenzie
Project Manager	Clem Beard
Council Services Manager	Damian Sandilands
Governance Advisor	Debbie Branson
Executive Assistant	Violette Stehlin
Finance Officer	Prabesh Basnet
Finance Manager	Imran Shajib (via Teams)
Manager Technical Services	Kylie Gregson (via Teams)
Waste and Resources Coordinator	Meredith Newall (via Teams)

GUESTS PRESENT

Northern Territory Police

Senior Sergeant Glenn Leafe

Northern Territory Police

Acting Sergeant Keshia Clarke

3 APOLOGIES AND ABSENCES

Agenda Reference:	3.1
Title:	Apologies, Leave of Absence and Absence Without Notice
Author:	Debbie Branson, Governance Advisor

The Local Authority considered a report on Apologies, Leave of Absence and Absence Without Notice.

MIN-P1/2026 RESOLVED:

On the motion of Member Charles Yirrawala

Seconded Member Shane Wauchope

THAT THE LOCAL AUTHORITY:

1. Notes the apology received from Member Matthew Nagarbin and Member Clint Wauchope;
2. Notes the late arrival of Cr Steven Nabalmarda and Member Lachlan Nabegeyo; and
3. Determines Member Matthew Nagarbin and Member Clint Wauchope are absent with permission of the Authority.

CARRIED

Agenda Reference:	4.1
Title:	Election of Minjilang Local Authority Chairperson
Author:	Katharine Murray, Chief Executive Officer

The Local Authority considered a report on Election of Minjilang Local Authority Chairperson.

MIN-P2/2026 RESOLVED:

On the motion of Member Josephine Cooper

Seconded Member Charles Yirrawala

THAT THE LOCAL AUTHORITY:

1. Receives and notes the report titled *Election of Minjilang Local Authority Chairperson*; and
2. Elects Mayor James Woods as the Chairperson for the Minjilang Local Authority meeting and that the Election of the Chairperson be deferred to the next meeting.

CARRIED

5 ACCEPTANCE OF AGENDA

Agenda Reference:	5.1
Title:	Acceptance of Agenda
Author:	Debbie Branson, Governance Advisor

The Local Authority considered a report on Acceptance of Agenda.

MIN-P3/2026 RESOLVED:
On the motion of Member Shane Wauchope
Seconded Member Josephine Cooper

THAT THE LOCAL AUTHORITY accepts the agenda papers as circulated for the Minjilang Local Authority meeting held on 5 March 2026.

CARRIED

6 DECLARATION OF INTEREST OF MEMBERS OR STAFF

Agenda Reference:	6.1
Title:	Disclosure of Interest of Members or Staff
Author:	Debbie Branson, Governance Advisor

The Local Authority considered a report on Disclosure of Interest of Members or Staff.

MIN-P4/2026 RESOLVED:
On the motion of Member Charles Yirrawala
Seconded Member Shane Wauchope

THAT THE LOCAL AUTHORITY acknowledges no declarations of interest relating to the items listed for the Minjilang Local Authority meeting held on 5 March 2026.

CARRIED

7 CONFIRMATION OF PREVIOUS MINUTES

Agenda Reference:	7.1
Title:	Confirmation of Local Authority Meeting Minutes
Author:	Debbie Branson, Governance Advisor

As it was a Provisional Meeting this item was deferred to the next Minjilang Local Authority Meeting.

8 DEPUTATIONS AND PRESENTATIONS

Agenda Reference:	8.1
Title:	Presentations and Visitors - Menzies School of Health Research
Author:	Debbie Branson, Governance Advisor

This item was withdrawn.

Item 8.2 – Invited Guest – NT Police was deferred until the representatives were available.

Agenda Reference:	8.3
Title:	Presentations and Visitors - Red Lily Health Clinic Update
Author:	Debbie Branson, Governance Advisor

This item was deferred to the next meeting as the guest speaker did not attend.

9 RECEIVE AND NOTE REPORTS

Agenda Reference:	9.1
Title:	Minjilang Local Authority Membership
Author:	Katharine Murray, Chief Executive Officer

The Local Authority considered a report on Minjilang Local Authority Membership.

Former Community Member, Josephine Cooper was in attendance and it was agreed that Josephine be recommended to Council to fill the vacancy on the Minjilang Local Authority.

Member Lachlan Nabegeyo joined the meeting at 10:53am.

MIN-P5/2026 RESOLVED:
On the motion of Member Charles Yirrawala
Seconded Member Shane Wauchope

THAT THE LOCAL AUTHORITY receives and notes the report titled *Minjilang Local Authority Membership*.

CARRIED

Agenda Reference:	9.2
Title:	Finance Report to 31 January 2026
Author:	Imran Shajib, Finance Manager

The Local Authority considered a report on Finance Report to 31 January 2026.

MIN-P6/2026 RESOLVED:

On the motion of Member Lachlan Nabegeyo
Seconded Member Charles Yirrawala

THAT THE LOCAL AUTHORITY:

1. Receives and notes the report titled *Finance Report to August 2025*;
2. Receives and notes the Minjilang Local Authority Certification of the 2024-25 Local Authority Project Funding; and
3. Requests that a staff member provide more information regarding the Home Care Services at the next Minjilang Local Authority meeting.

CARRIED

Agenda Reference:	9.3
Title:	Technical Services Minjilang Projects Report
Author:	Kylie Gregson, Manager Technical Services

The Local Authority considered a report on Technical Services Minjilang Projects Report.

MIN-P7/2026 RESOLVED:

On the motion of Member Charles Yirrawala
Seconded Member Shane Wauchope

THAT LOCAL AUTHORITY:

1. Receives and notes the report titled *Technical Services Minjilang Projects Report*; and
2. Agrees to continue with the application on the lease of Lot 175 Town of Minjilang for future development.

CARRIED

Agenda Reference:	9.4
Title:	CSM Operations Report on Current Council Services
Author:	Damian Sandilands, Minjilang Council Services Manager

The Local Authority considered a report on CSM Operations Report on Current Council Services.

MIN-P8/2026 RESOLVED:

On the motion of Member Charles Yirrawala
Seconded Member Josephine Cooper

THAT THE LOCAL AUTHORITY receives and notes the report titled *CSM Operations Report on Current Council Services*.

CARRIED

Agenda Reference:	9.5
Title:	Human Resources Report up to 13 February 2026
Author:	Katharine Murray, Chief Executive Officer

The Local Authority considered a report on Human Resources Report up to 13 February 2026.

MIN-P9/2026 RESOLVED:

On the motion of Member Lachlan Nabegeyo

Seconded Member Shane Wauchope

THAT THE LOCAL AUTHORITY receives and notes the report titled *Human Resources Report up to 30 September 2025*.

CARRIED

Agenda Reference:	9.6
Title:	2024-2025 Annual Report
Author:	Debbie Branson, Governance Advisor

The Local Authority considered a report on 2024-2025 Annual Report.

MIN-P10/2026 RESOLVED:

On the motion of Member Charles Yirrawala

Seconded Member Shane Wauchope

THAT THE LOCAL AUTHORITY receives and notes the report titled *2024-2025 Annual Report*.

CARRIED

Agenda Reference:	9.7
Title:	Draft 2026/27 Local Authority Budget and Long-Term Financial Plan
Author:	Jocelyn Nathanael-Walters, Director Corporate Services

The Local Authority considered a report on Draft 2026/27 Local Authority Budget and Long-Term Financial Plan.

MIN-P11/2026 RESOLVED:

On the motion of Member Charles Yirrawala

Seconded Member Shane Wauchope

THAT THE LOCAL AUTHORITY receives and notes the report titled *Draft 2026/27 Local Authority Budget and Long-Term Financial Plan*.

CARRIED

The meeting adjourned at 12:04pm and reconvened at 12:39pm.

Cr Steven Nabalmarda joined the meeting at 12:39pm.

10 ACTION REPORTS

Agenda Reference:	10.1
Title:	Review of Action Items
Author:	Debbie Branson, Governance Advisor

The Local Authority considered a report on Review of Action Items.

MIN-P12/2026 RESOLVED:
On the motion of Member Lachlan Nabegeyo
Seconded Member Charles Yirrawala

THAT THE LOCAL AUTHORITY:

1. Receives and notes the report titled *Review of Action Items*; and
2. Reviews the outstanding action items and gives approval for completed items to be removed from the register.

CARRIED

ORDER OF BUSINESS

Item 8.2 – Invited Guest – NT Police was brought forward.

Agenda Reference:	8.2
Title:	Invited Guest - NT Police
Author:	Debbie Branson, Governance Advisor

The Local Authority considered a report on Invited Guest - NT Police.

Senior Sergeant Glenn Leafe and Acting Sergeant Keshia Clarke joined the meeting at 12:42pm and left the meeting at 12:48pm.

MIN-P13/2026 RESOLVED:
On the motion of Cr Steven Nabalmarada
Seconded Member Shane Wauchope

THAT THE LOCAL AUTHORITY noted the update on Law and Order by the NT Police.

CARRIED

Agenda Reference:	10.2
Title:	Whole of Town Subdivision Application - Minjilang
Author:	Clem Beard, Project Manager

The Local Authority considered a report on Whole of Town Subdivision Application - Minjilang.

MIN-P14/2026 RESOLVED:

On the motion of Member Shane Wauchope

Seconded Member Charles Yirrawala

THAT THE LOCAL AUTHORITY:

1. Receive and note the report titled *Whole of Town Subdivision Application - Minjilang*; and
2. Approves the proposed boundaries for West Arnhem Regional Council listed town lots.

CARRIED

Agenda Reference:	10.3
Title:	Cultural Training
Author:	Katharine Murray, Chief Executive Officer

The Local Authority considered a report on Cultural Training.

MIN-P15/2026 RESOLVED:

On the motion of Member Lachlan Nabegeyo

Seconded Member Charles Yirrawala

THAT THE LOCAL AUTHORITY:

1. Receives and notes the report titled *Cultural Training*; and
2. Provides recommendations on cultural training that best meet the needs of the community, staff, contractors and visitors. Proposed recommendations as follows:
 - Seek permission from Traditional landowners when going on Country
 - Appropriate attire in Community
 - Contractors to receive cultural training
 - Men and women training to be provided separately
 - To liaise with Shane prior to coming to community for the first time
 - Shane with a female Traditional Owner will hold the cultural training on country
 - All female staff will proceed out with a female Traditional Owner for training and males with a male Traditional Owner.
 - LA was of the view that they already have a good system in place for cultural training and they induct all staff who work for WARC at the Minjilang office already
 - Training is to be provided for those staff who visit regularly.

CARRIED

Agenda Reference:	10.4
Title:	Minjilang Community Flag Poles
Author:	Clem Beard, Project Manager

The Local Authority considered a report on Minjilang Community Flag Poles.

MIN-P16/2026 RESOLVED:

On the motion of Cr Steven Nabalmarda

Seconded Member Charles Yirrawala

THAT THE LOCAL AUTHORITY:

1. Receives and notes the report titled *Minjilang Community Flag Poles*; and
2. Approves the repair and relocation costs of the existing Community Flag Poles on Lot 118 Minjilang from Local Authority Funding at an estimated cost of \$12,980.00.

CARRIED

Agenda Reference:	10.5
Title:	Minjilang Cemetery Progress Report
Author:	Meredith Newall, Waste and Resource Coordinator

The Local Authority considered a report on Minjilang Cemetery Progress Report.

MIN-P17/2026 RESOLVED:

On the motion of Member Shane Wauchope

Seconded Cr Steven Nabalmarda

THAT THE LOCAL AUTHORITY:

1. Receives and notes the report titled *Minjilang Cemetery Progress Report*; and
2. Requests that the image of the dilly bag be removed from the signage.

CARRIED

Agenda Reference:	10.6
Title:	Public Wi-Fi Area for the Minjilang Community
Author:	Damian Sandilands, Minjilang Council Services Manager

The Local Authority considered a report on Public Wi-Fi Area for the Minjilang Community.

MIN-P18/2026 RESOLVED:

On the motion of Cr Steven Nabalmarda

Seconded Member Charles Yirrawala

THAT THE LOCAL AUTHORITY:

1. Receives and notes the report titled *Public Wi-Fi Area for the Minjilang Community*;
2. Approves the cost of the supply and installation of Starlink hardware to a total cost of \$7,470.00 (exc GST) from Local Authority funding;
3. Approves the upfront twelve month subscription fee for the managed Starlink services to a total cost of \$6,110.00 (exc GST) with the understanding that a further twelve-month subscription will require approval / renewal; and
4. Recommends to Council the endorsement of the Minjilang Local Authority Funded Public WiFi Policy.

CARRIED

Agenda Reference:	10.7
Title:	Community Benefit Fund
Author:	Clem Beard, Project Manager

The Local Authority considered a report on Community Benefit Fund.

MIN-P19/2026 RESOLVED:

On the motion of Member Shane Wauchope

Seconded Member Lachlan Nabegeyo

THAT THE LOCAL AUTHORITY:

1. Receives and notes the report titled *Community Benefit Fund*; and
2. Prioritises a list of projects from the Local Authority members for the Administration to pursue future grant applications. Proposed projects as follows:
 - Roads to the Minjilang airport and barge landing

CARRIED

11 LOCAL AUTHORITY MEMBER QUESTIONS WITH OR WITHOUT NOTICE

Agenda Reference:	11.1
Title:	Local Authority Member Questions with or without Notice
Author:	Debbie Branson, Governance Advisor

Nil.

12 NEXT MEETING

The next meeting is scheduled to take place on Thursday, 14 May 2026.

13 MEETING DECLARED CLOSED

Chairperson Mayor James Woods declared the meeting closed at 1:32pm.

This page and the preceding pages are the minutes of the Minjilang Local Authority held on Thursday 5 March 2026.

Click [here](#) to view the agenda for the Minjilang Local Authority held on Thursday 5 March 2026.

UNCONFIRMED

WEST ARNHAM REGIONAL COUNCIL

FOR THE MEETING 14 MAY 2026

Agenda Reference:	6.1
Title:	Disclosure of Interest of Members or Staff
Author:	Katharine Murray, Chief Executive Officer

SUMMARY

Local Authority Members are required to disclose an interest in a matter under consideration at the Local Authority meeting:

- 1) In the case of a matter featured in an officer's report or written agenda item by disclosing the interest to the meeting as soon as possible after the matter is raised.
- 2) In the case of a matter raised in a general debate or by any means other than the printed agenda of the Council meeting, disclosure as soon as possible after the matter is raised.

Under disclosure, the Member must abide by the decision of the Local Authority on whether they shall remain in the Chambers and/or take part in the vote on the issue. The Local Authority may elect to allow the Member to provide further and better particulars of the interest prior to requesting them to leave the Chambers.

Staff Members of the Council are required to disclose an interest in a matter at any time on which they are required to act or exercise their delegate authority in relation to the matter. Upon disclosure, the staff member is not to act or exercise their delegated authority unless Council expressly directs them to do so.

RECOMMENDATION

THAT THE LOCAL AUTHORITY acknowledges that there were no declarations of interest in reference to the items listed for the Minjilang Local Authority meeting held on 14 May 2026.

LEGISLATION AND POLICY

Section 114 (Elected Members) *Local Government Act 2019*

Section 179 (staff members) *Local Government Act 2019*

Council's Scheduling and Conduct of Meetings (Elected, Local Authority and Council Committee Members) Policy.

STRATEGIC IMPLICATIONS

This report is aligned to the following pillars and goals in the *Regional Plan and Budget*:

PILLAR 6 FOUNDATIONS OF GOVERNANCE

Integrity is at the heart of everything we do. We are leaders of best practice and excellence in governance, advocacy, consultation and administration. Our processes, procedures and policies are ethical and transparent.

Goal 6.4 Risk Management

The monitoring and minimisation of risks associated with the operations of Council.

ATTACHMENTS

Nil

WEST ARNHEM REGIONAL COUNCIL

FOR THE MEETING 14 MAY 2026

Agenda Reference:	7.1
Title:	Invited Guest - NT Police
Author:	Katharine Murray, Chief Executive Officer

SUMMARY

The purpose of this report is for the NT Police and Local Authorities to discuss issues and concerns in their communities. These discussions are supported by the MoU between West Arnhem Regional Council and the NT Police.

RECOMMENDATION

THAT THE LOCAL AUTHORITY notes the update on Law and Order by the NT Police.

BACKGROUND

At various times, the Authority requests that presentations be made so that issues can be raised and information shared.

STRATEGIC IMPLICATIONS

This report is aligned to the following pillars and goals of the *Regional Plan and Budget*:

PILLAR 1 PARTNERSHIPS, RELATIONSHIPS AND BELONGING

Investing in relationships and partnerships at all levels supports and strengthens community and belonging. We prioritise the value of partnerships and relationships as a key determinant of a happy, strong and thriving community.

Goal 1.1 Community Engagement

Seek out and support diverse perspectives and collaborations with community, community leaders, businesses, agencies and local service providers to enhance community life.

ATTACHMENTS

Nil

WEST ARNHEM REGIONAL COUNCIL

FOR THE MEETING 14 MAY 2026

Agenda Reference:	7.2
Title:	Presentations and Visitors - Red Lily Health Clinic Update
Author:	Katharine Murray, Chief Executive Officer

SUMMARY

The purpose of this report is to provide the Local Authority with an update from the Red Lily Health Clinic.

RECOMMENDATION

THAT THE LOCAL AUTHORITY notes the presentation from Red Lily Health Clinic.

BACKGROUND

At various times, the Committee requests that presentations be made so that issues can be raised and information shared.

COMMENT

Mark DiFrancesco has been invited to provide an update at 1:00pm.

Please raise any Community health-related issues with the representatives.

STRATEGIC IMPLICATIONS

This report is aligned to the following pillars and goals of the *Regional Plan and Budget*:

PILLAR 1 PARTNERSHIPS, RELATIONSHIPS AND BELONGING

Investing in relationships and partnerships at all levels supports and strengthens community and belonging. We prioritise the value of partnerships and relationships as a key determinant of a happy, strong and thriving community.

Goal 1.1 Community Engagement

Seek out and support diverse perspectives and collaborations with community, community leaders, businesses, agencies and local service providers to enhance community life.

ATTACHMENTS

Nil

WEST ARNHEM REGIONAL COUNCIL

FOR THE MEETING 14 MAY 2026

Agenda Reference:	8.1
Title:	CSM Operations Report on Current Council Services
Author:	Damian Sandilands, Minjilang Council Services Manager

SUMMARY

This report will present the Local Authority with an update on council services provided in the Minjilang community for the period 01 January 2026 – 31 March 2026, as prepared and presented by Council Services Manager (CSM), Damian Sandilands.

RECOMMENDATION

THAT THE LOCAL AUTHORITY receives and notes the report titled *CSM Operations Report on Current Council Services*.

BACKGROUND

All issues / matters raised are to be discussed by Local Authority members, as detailed in the report.

COMMENT

1. Community Recruitment

Positions filled during the report period:

- No positions were filled during the reporting period.

2. Administration Services

1

2

2.1 Administration

The Minjilang Council administration office was open from 8:00am to 4:30pm on each business day during the report period except for the below periods:

- CSM attended a workshop in Darwin from 02 February 2026 to 07 February 2026.

Highlights occurred during the reporting period:

- 18 March 2026 – 7 April 2026 Administration officer on leave

2.2 Post Office

Post Office services are provided by Minjilang Council administration staff during normal business hours. Mail was received, sorted, and dispatched each business day.

Total postage received	589 kg
------------------------	--------

2.3 Centrelink

The Minjilang Centrelink Office opened between 8:00am to 4:30pm each business day during the report period with exception:

- 01 January 2026 – 09 January 2026 Self-serve only due to Centrelink officer holidays.

2.4 Cleaning

Scheduled cleaning of council assets for reporting report has been completed as follows:

- Council office – twice a week – total of 26 occasions.
- Playground amenities – once a week – total of 13 occasions.
- Public toilets – twice a week – total of 26 occasions.
- Common areas cleaned once a week – a total of 12 occasions.
- Visitor Accommodation rooms cleaned as required – total 17 room cleans.

2.5 Visitor Accommodation

The total number of current visitor accommodation available is Ten (10), bookings can be made through Little Hotelier, via WARC website.

3. Wellbeing Services

3

3.1 Sport & Recreation

The Sport and Recreation team delivered activities involving after-school sessions, school holiday initiatives, and young adult-oriented programs. The activities offered included:

- Safe spaces for open conversations, building confidence, and supporting mental health.
- Volleyball games during the school holidays.
- Australia Day breakfast, lunch and dance party.
- JLP Basketball program through Remote Schools Vouchers.
- Build Up Skateboarding program through Remote Schools Vouchers.
- Basketball and general sport activities.
- After-school and school holiday activities.
- Young adult-oriented programs.
- Dodge Ball
- Art & Craft
- Table tennis

Highlights occurred during the reporting period:

- Australia Day event held with approximately 150 participants.
- JLP Basketball program through Remote Schools Vouchers.
- Build Up Skateboarding program through Remote Schools Vouchers.

Attendance totals	1185
-------------------	------

3.2 Community Care (Aged Care)

The Minjilang Community Care team provides services Monday – Friday to Three (3) clients.

- Meals were cooked and provided by the store.
- Weekly meal delivery, social support, and homecare support were provided at 11:00 am.

Total meals provided	180
----------------------	-----

3.3 Community Safety (Night Patrol)

Night patrol services were provided on 62 of the 62 available nights between rostered hours of 9:00pm and 3:00am.

- Home brewing continues in the community and continues to contribute to unrest, including domestic violence.

- Late night music and parties on weeknights continued to lead to disgruntled community members.
- Staff continued stabilizing alcohol-related weekend brawls.
- Suicide prevention remained a major community safety task.
- Two staff were rostered to assist Sport and Recreation to discourage antisocial behavior during the period.
-

3.4 Broadcasting

In conjunction with Top End Aboriginal Bush Broadcasting Association (TEABBA), broadcasting services were provided on 0 of the 62 available days, between 9:00am and 3:00pm.

4. Community Works

4

4.1 Parks and Open Space

The community is generally clean and tidy with rubbish collection occurring Twice per week.

- The community continued to look well maintained, with emu bobs completed one to two times per week when required.
- Mowing in community was undertaken as required, including Red Lily clinic, Police Compound, grounds and staff housing.
- Playground was condemned by SWO due to safety concerns, and safety shares were held weekly at toolbox talks.
- Aerodrome mowing was undertaken under ARO supervision.

4.2 Roads

General minor road repairs and maintenance undertaken across the community.

- Cert III in Civil Construction training continued for the works team.
- Road works continued on the dirt road outside township, with pothole patching across community roads.
- Hi-vis cones and signs were placed on roads to notify vehicles of hazards

4.3 Waste

Landfill site operated at all times with no disruption to service.

- Rubbish runs continued to operate two times per week, generally on Mondays and Thursday afternoons, subject to staffing and public holidays.
- Hard rubbish was collected twice a month, and the dump was maintained once per week to reduce the spread of rubbish from pigs.
- New wheelie bins arrived, and damaged bins were replaced.

5. Essential Services

5

5.1 Power

- 8 engine services
- 2 power meter replacements
- 5 Power Coordinator and/or contractor onsite
- 155,000L of fuel deliveries during period
- 3 unscheduled power outages

- Solar fence damage was reported to Power and Water, with repairs commenced in March.
- USC on leave on 23 Jan – 23 Feb - 2026

5.2 Water

- 7 WDR's completed during period

5.3 Sewage

- Sewer pits were washed down and floats cleaned weekly.
- Sewer pond barbed wire was damaged in all locations. A crocodile was reported; photos were sent to PWC, and signage was installed at the sewage ponds.
- Sewer pump failure and macerator issues were recorded. Sewage ponds were mowed and herbicide sprayed.
- 2 WDR's completed during period

5.4 Aerodrome

As per the contract, inspections, callouts and maintenance were undertaken by the Aerodrome Reporting Officer (ARO).

- RESA was slashed on 02 March 2026,
- Wind indicator light batteries were replaced,
- Aerodrome mowing was undertaken under ARO supervision.

6. Community

6

6.1 Community meetings and events

- Fortnightly Operations Meetings, stakeholder meetings, and individual stakeholder meetings were attended during the reporting period.
- Meetings included stakeholder meetings on the first Thursday of the month,
- CSM attended workshop in Darwin
- Met with new and returning teachers and the new Principal.

Total number of meetings and events attended by the CSM	41
---	----

6.2 Community key focus areas

- Community Wi-Fi approved and organized, Arrived in April.

6.3 Good News Stories

- Australia Day had an amazing turnout with over 150 attendees.

LEGISLATION AND POLICY

Not applicable.

FINANCIAL IMPLICATIONS

Not applicable.

STRATEGIC IMPLICATION

This report is aligned to the following pillars and goals of the *Regional Plan and Budget*:

PILLAR 1 PARTNERSHIPS, RELATIONSHIPS AND BELONGING

Investing in relationships and partnerships at all levels supports and strengthens community and belonging. We prioritise the value of partnerships and relationships as a key determinant of a happy, strong and thriving community.

Goal 1.1 Community Engagement

Seek out and support diverse perspectives and collaborations with community, community leaders, businesses, agencies and local service providers to enhance community life.

Goal 1.4 Community Events

Deliver cultural, civic and sporting events which engage and unite the community.

Goal 1.6 Youth Engagement

Deliver diverse, targeted programs and events which actively empower and engage young people as valuable partners in decision-making which effects them.

PILLAR 3 SAFETY AND WELLBEING

As an 'Employer of Choice', we provide and promote a positive culture of safety, inclusion and respect. Our people are skilled, informed and have opportunities to grow and develop within our organisation. Services provided to community are professional, impactful, engaging and appropriate to local needs.

Goal 3.4 Community Service Delivery

Provision of high quality, culturally informed programs that support and enhance the safety and wellbeing of community members.

PILLAR 4 SERVICE DELIVERY AND BUILT ENVIRONMENT

We provide high quality infrastructure and service delivery that meets the unique needs of each community, creates a sense of place and contributes towards promoting a sense of pride in community.

Goal 4.3 Waste and Water Management

Deliver environmentally and economically sound solid waste, water and sewerage services.

ATTACHMENTS

Nil

WEST ARNHEM REGIONAL COUNCIL

FOR THE MEETING 14 May 2026

Agenda Reference:	8.2
Title:	Technical Services Minjilang Projects Report
Author:	Kylie Gregson, Manager Technical Services

SUMMARY

This report will present the Local Authority (LA) with an updated overview of all Local Authority and other Council projects delivered in the Minjilang Community, for the reporting period up to 30 April 2026.

RECOMMENDATION

THAT LOCAL AUTHORITY receives and notes the report titled *Technical Services Minjilang Projects Report*.

BACKGROUND

High level operational/project management reports are provided to ensure transparency, communication, and support are provided to elected members.

COMMENT

The table below provides a comprehensive snapshot of all projects currently being delivered in the Minjilang Community.

MINJILANG COUNCIL PROJECTS

STATUS	PROJECTED COMPLETE	TASK	DESCRIPTION	% DONE
In Progress	31-05-2026	Works awarded to Stedman's Construction. Contractor kick-off meeting completed. Boundary cleared, fencing completed, 6 mtr pavement completed. Remaining works is installation of shelter and footpath. Awaiting building permit for completion.	New Minjilang Cemetery.	80%

MINJILANG LOCAL AUTHORITY PROJECTS				
STATUS	PROJECTED COMPLETE	STAGE	DESCRIPTION	% DONE
In Progress	30-06-26	Procurement to commence for delivery by Sea swift Barge.	Install 4 x Flag Poles at the Office.	5%
In Progress	01-07-26	Council Service Manager (CSM) and IT procuring items for installation.	Starlink Wi-Fi for public use at the rear of the Minjilang Office/Recreation Hall.	5%
In Progress	30-11-26	Tender awarded to the University of Melbourne. Minjilang scheduled visits are 9th to 10th July 2026, 17th to 18th September 2026, final visit TBA.	Vet Program - Animal Management.	10%

STATUTORY ENVIRONMENT

Not Applicable.

FINANCIAL IMPLICATIONS

Not Applicable.

STRATEGIC IMPLICATIONS

This report aligns to the following pillars and goals as outlined in the *Regional Plan and Budget*:

PILLAR 4 SERVICE DELIVERY AND BUILT ENVIRONMENT

We provide high quality infrastructure and service delivery that meets the unique needs of each community, creates a sense of place, and contributes towards promoting a sense of pride in community.

Goal 4.1 Strategic Infrastructure and Asset Management

Strategically manage, maintain and enhance community infrastructure.

Goal 4.2 Fleet, Plant and Equipment

Provide a modern and well-maintained fleet of plant and vehicles capable of meeting service delivery requirements.

Goal 4.3 Waste and Water Management

Deliver environmentally and economically sound solid waste, water and sewerage services.

Goal 4.4 Local Road Management and Maintenance

Tactically monitor, maintain, and manage Council gazetted roads and community safety via traffic management.

PILLAR 5 SUSTAINABILITY AND CLIMATE ACTION

Leading by example, we commit to developing a culture of sustainable practice. We recognise and champion the importance of safe-guarding our environment for future generations by working collectively with community, private enterprises and all tiers of government.

Goal 5.1 Recycling and Waste

Develop recycling and waste initiatives which protect and preserve community natural resources and the local environment.

Goal 5.2 Procurement

Develop and implement a leading-edge sustainability procurement strategy.

ATTACHMENTS

Nil

WEST ARNHAM REGIONAL COUNCIL

FOR THE MEETING 14 May 2026

Agenda Reference:	8.3
Title:	Human Resources Report as of 24 April 2026
Author:	Katharine Murray, Chief Executive Officer

SUMMARY

The purpose of this report is to inform the Local Authority of Council employment statistics within the Local Government area and employment vacancies.

RECOMMENDATION

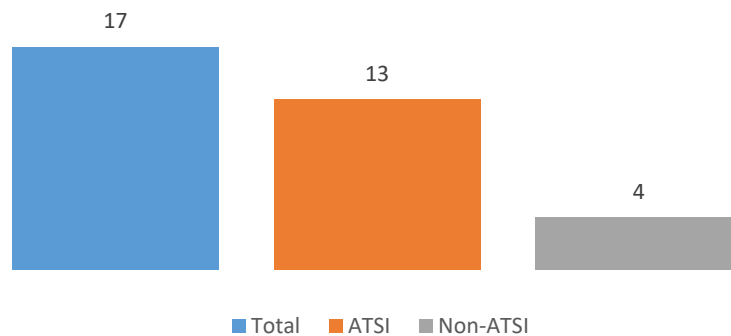
THAT THE LOCAL AUTHORITY receives and notes the report titled *Human Resources Report as of 24 April 2026*.

COMMENT

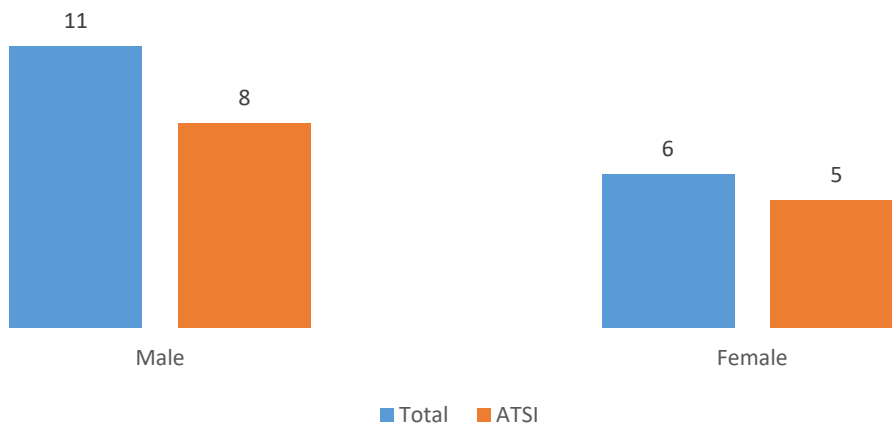
Workforce Report

As of 24 April 2026

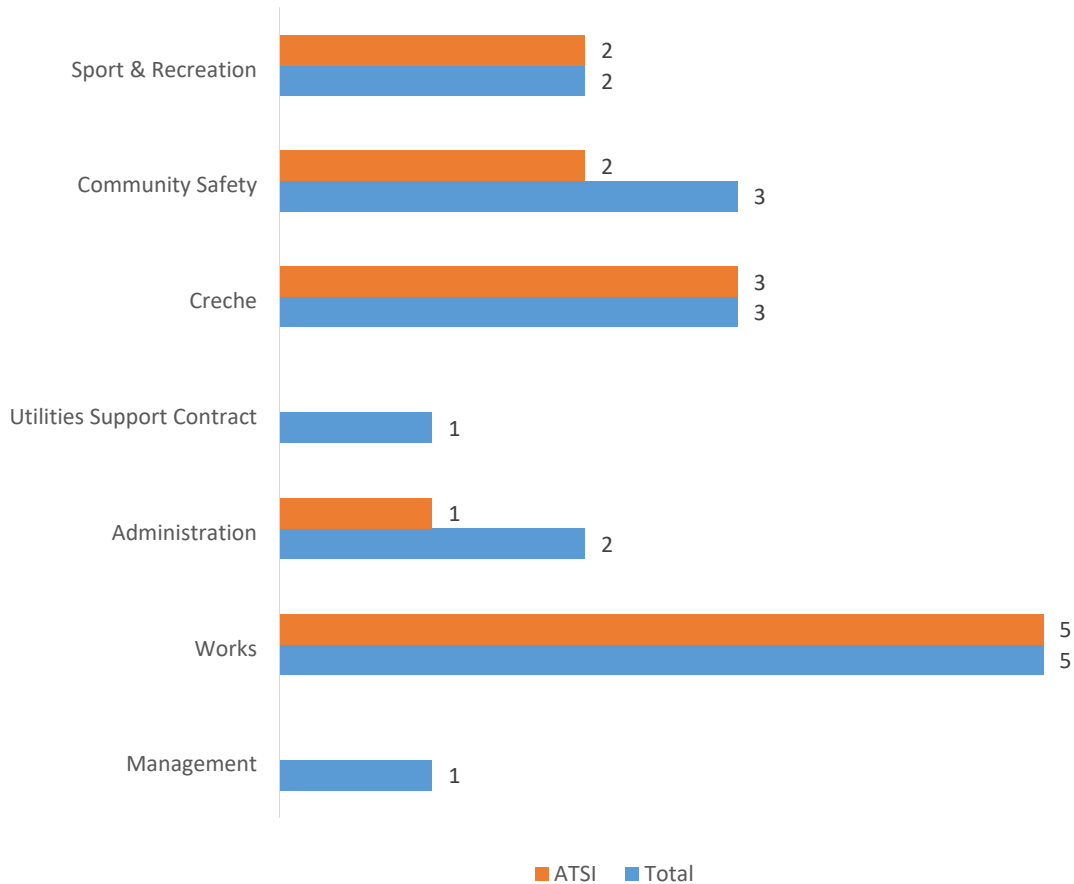
Employees by Number - Minjilang



Employees by Gender - Minjilang



Employees by Work Group - Minjilang



Vacancies by location as of 24 April 2026

Minjilang

- **Youth, Sport & Recreation Officer** — \$31.35/hr | Permanent | 20 hrs | No Accommodation | Open until filled
- **Wellbeing Services Senior Officer** — \$85k | Permanent | Full time | Subsidised Accommodation | Open until filled
- **Child Care Senior Officer** – \$73,000 per annum, Permanent, Full Time, Subsidised accommodation, Open until filled.

LEGISLATION AND POLICY

Local Government Act 2019 (Act)

Council's Organisational Structure

Council's Budget and Long-Term Financial Plan

FINANCIAL IMPLICATIONS

Nil.

STRATEGIC IMPLICATIONS

This report aligns to the following pillars and goals as outlined in the *Regional Plan and Budget*:

PILLAR 2 INCREASED LOCAL INDIGENOUS EMPLOYMENT

We are committed to investing in and supporting local Indigenous employment. We recognise the instrumental value that Indigenous staff bring to our organisation and the social force that occurs with employment opportunities.

Goal 2.1 Indigenous Employment Framework

Create Council Indigenous employment framework including tailored pathways to employment.

Goal 2.2 Policy and Procedures

Research, review and develop policy to underpin and inform Council's intent and strategy to increase local Indigenous employment.

Goal 2.3 Policy and Procedures

Research, review and develop policy to underpin and inform Council's intent and strategy to increase local Indigenous employment.

PILLAR 3 SAFETY AND WELLBEING

As an 'Employer of Choice', we provide and promote a positive culture of safety, inclusion and respect. Our people are skilled, informed and have opportunities to grow and develop within our organisation. Services provided to community are professional, impactful, engaging and appropriate to local needs.

Goal 3.2 Health and Safety

Staff and public safety is achieved via planning, education and training.

Goal 3.3 Training and Development

Deliver training and development which is effective and culturally appropriate, engaging and increases future employment opportunities and pathways.

ATTACHMENTS

Nil

WEST ARNHEM REGIONAL COUNCIL

FOR THE MEETING 14 May 2026

Agenda Reference:	8.4
Title:	Finance Report to 31 March 2026
Author:	Imran Shajib, Finance Manager

SUMMARY

This Finance Report covers the period 1 July 2025 to 31 March 2026 and is prepared specifically for the Minjilang Local Authority.

RECOMMENDATION

THAT THE LOCAL AUTHORITY

1. Receives and notes the report titled *Finance Report to 31 March 2026*.
2. Receives and notes the Minjilang Local Authority Certification of the 2024-25 Local Authority Project Funding.

BACKGROUND

The local authority meeting agenda is to include a Finance Report. In addition, each year a certification of the Local Authority Project Funding (LAPF) income and expenditure for the preceding year ending 30 June must be included in the local authority meeting agenda papers.

COMMENT

The Local Authority's Financial Report covers the council activities and projects within the community. The reported activities include the council's Core Services funded by both tied and untied money, Commercial Services and Community Services.

The Finance Report also reports on the Local Authority's own projects and projects for Minjilang funded from the council's own money.

LEGISLATION AND POLICY

Clause 10 of the *Local Government Guideline 1: Local Authority* states what a local authority agenda must include. Sub-clause 10.1 says the report from the CEO is to include the progress and financial report on local authority projects and a report on current council services and projects in the local authority area.

FINANCIAL IMPLICATIONS

Not Applicable

STRATEGIC IMPLICATIONS

This report aligns to the following pillars and goals as outlined in the *Regional Plan and Budget*:

PILLAR 6 FOUNDATIONS OF GOVERNANCE

Integrity is at the heart of everything we do. We are leaders of best practice and excellence in governance, advocacy, consultation and administration. Our processes, procedures, and policies are ethical and transparent.

Goal 6.1 Financial Management

Provision of strong financial management and leadership which ensures long-term sustainability and growth.



Minjilang Local Authority Committee Financial Management Report for the period ended 31 March 2026

Actual v Budget – Operational – July 2025 to March 2026



Actual v Budget - Minjilang						
as at 31 Mar 2026						
Description	MINJILANG					
	Actuals YTD	Budget YTD	Variance	%	Annual Budget	Progress
Operational Revenue						
Income Rates and Charges	82,005	73,292	8,713	12%	73,292	100%+
Income Council Fees and Charges	19,606	10,520	9,086	86%	15,150	100%+
Income Operating Grants	860,075	848,048	12,027	1%	1,051,523	82%
Income Investments	-	-	-	-	-	0%
Income Allocation	57,916	69,135	(11,220)	(16%)	94,159	62%
Other Income	8,753	7,433	1,321	18%	8,500	100%+
Income Agency and Commercial Services	671,207	642,732	28,476	4%	855,287	78%
Charges - Sewerage	-	-	-	-	-	0%
Charges - Water	-	-	-	-	-	0%
Charges - Waste	66,665	67,857	(1,192)	(2%)	67,857	98%
Total Operational Revenue	1,766,227	1,719,016	47,211	3%	2,165,768	82%
Operational Expenditure						
Employee Expenses	992,364	1,089,291	(96,927)	(9%)	1,474,726	67%
Contract and Material Expenses	235,686	318,330	(82,644)	(26%)	508,708	46%
Finance Expenses	796	1,006	(210)	(21%)	1,400	57%
Travel, Freight and Accom Expenses	103,396	140,413	(37,017)	(26%)	199,580	52%
Fuel, Utilities & Communication	220,656	228,228	(7,572)	(3%)	306,315	72%
Other Expenses	257,266	272,313	(15,048)	(6%)	447,085	58%
Elected Member Allowances	-	-	-	-	-	0%
Elected Member Expenses	-	-	-	-	-	0%
Council Committee & LA Allowances	1,600	3,453	(1,853)	(54%)	6,205	26%
Council Committee & LA Expenses	3,628	5,020	(1,392)	(28%)	8,600	42%
Total Operational Expenditure	1,815,392	2,058,053	(242,661)	(12%)	2,952,620	61%
Total Operational Surplus / (Deficit)	(49,165)	(339,037)	289,872	85%	(786,852)	6%

Actual v Budget – Operating Position – July 2025 to March 2026

Annual Budget Operating Position as at 31 Mar 2026						
Description	Actuals YTD	Budget YTD	Variance	%	Annual Budget	Progress
Operating Surplus / (Deficit)	(49,165)	(339,037)	289,872	85%	(786,852)	6%
Remove NON-CASH ITEMS						
Less Non-Cash Income	(57,916)	(69,135)	11,220	16%	(94,159)	62%
Add Back Non-Cash Expenses	(395,490)	(413,015)	17,526	4%	(607,848)	65%
Total Non-Cash Items	337,574	343,880	(6,306)	(2%)	513,689	66%
Less ADDITIONAL OUTFLOWS						
Capital Expenditure	207,658	192,720	14,938	8%	292,720	71%
Borrowing Repayments (Principal Only)	-	-	-	-	-	0%
Transfer to Reserves	-	-	-	-	-	0%
Other Outflows	-	-	-	-	-	0%
Total Additional Outflows	207,658	192,720	14,938	8%	292,720	71%
Add ADDITIONAL INFLOWS						
Capital Grants Income	-	-	-	-	-	0%
Prior Year Carry Forward Tied Funding	236,875	236,875	-	-	236,875	100%
Other Inflow of Funds	-	-	-	-	-	0%
Transfers from Reserves	-	-	-	-	-	0%
Total Additional Inflows	236,875	236,875	-	-	236,875	100%
Net Budgeted Operating Position	317,625	48,997	268,628	100%+	(329,008)	0%

Legend

- Unfavourable variance over \$75,000
- Unfavourable variance under \$75,000
- Favourable variance
- | Variance over \$300,000

Grant Funding – Community Projects and Programs – July 2025 to March 2026

Excludes LAP Funding



Grant Funding - Community Projects	Funding Body	Approved Budget (A)	Prior Year Expenditure (B)	Expenditure to date 2025-26 (C)	Commitments to Date (D)	Available Funds as at 31.03.2026 (A-B-C-D)
Regional and Remote Burials Grant	NT - Department of The Chief Minister and Cabinet	50,000	(1,693)	(44,555)	(325)	3,426
West Arnhem Cemetery Establishment	NT - Department of The Chief Minister and Cabinet	150,000	(3,777)	(32,057)	(39,070)	75,095
Installation of a Fuel Tank	Department of Housing, Local Government and Community Development and WARC's Co-contribution	300,000	-	(101,390)	(181,318)	17,292
TOTAL COMMUNITY PROJECTS		500,000	(5,471)	(178,002)	(220,713)	95,814

Grant Funding - Community Programs / Activities	Funding Body	Expenditure to date 2025-26 (A)	Commitments to Date (B)	Total Expenditure (A+B)
Community aged care packages (CACP)	Department of Health and Aged Care	1,324	-	1,324
Commonwealth Home Support Program (CHSP)	Department of Social Services	1,178	-	1,178
NT Jobs Package - Aged Care	Commonwealth of Australia	14,424	-	14,424
Night Patrol	National Indigenous Australians Agency	209,245	-	209,245
Deliver indigenous broadcasting programs	National Indigenous Australians Agency	14,746	-	14,746
Manage Creche	Department of Education	251,155	4,055	255,209
NAIDOC Week	National Indigenous Australians Agency (NIAA)	1,396	-	1,396
Sports and Recreation	Department of the Prime Minister and Cabinet	112,479	-	112,479
National Australia Day Council - Australia Day Grant	National Australia Day Council	1,561	-	1,561
Active Regional and Remote Communities Program	Department of People, Sport and Culture	56,882	9,000	65,882
TOTAL COMMUNITY PROGRAMS / ACTIVITIES		664,390	13,055	677,445

LAP Funding– Local Authority Projects (Money story to end of March 2026)

Grant Funding - Local Authority Projects	Funding Amount \$	Fund received \$	Allocated \$	Balance Available for Allocation \$	Minjilang
LAP funding - 24-25	36,900	36,900	27,656	9,244	
LAP funding - 25-26	38,600	38,600	-	38,600	
Total Balance Available for Allocation				\$ 47,844	

Grant Funding - Local Authority Projects -Active Projects	Approved Budget \$	Meeting Date/ Resolution	Cash received to date (incl. Carried Forward) \$	Expenditure prior years \$	Expenditure to date 2025-26 \$	Commitments \$	Available Funds Active Projects as at 31.03.2026 \$	Status
Local Authority Projects (LAP)								
LAP - Wi-Fi for public use	15,000	17.07.2025 MIN45/2025	15,000	-	-	(13,152)	1,848	Items have arrived at Minjilang and are awaiting installation.
LAP Minjilang Community Flag Poles	12,980	05/03/2026 MIN-P16/2026	12,980			(4,851)	8,129	Awaiting delivery for installation onsite.
LAP - Animal Management	4,124	25/11/2024 MIN50/2024	4,124	-	-	(4,124)	-	<u>Scheduled visits - 2026:</u> July 9 - July 10, 2026 2 : vets and 2 students; September 17, 2026- September 18, 2026 : 2 vets and 2 students; Third visit dates TBC.
LOCAL AUTHORITY PROJECTS	32,104		32,104	-	-	(22,126)	9,977	

Local Authority Project Funding 2024-25 Certification

Council Name: West Arnhem Regional Council
Local Authority Name: Minjilang

Income and Expenditure for the period ending 30 June

Total Grant Income:	\$	<u>100,759.40</u>
Total Project Expenditure:	\$	<u>36,952.83</u>
Surplus/(Deficit):	\$	<u>63,806.57</u>

Answering 'No' to any question requires a written explanation with this certification

We certify, in accordance with all the conditions under which this grant was accepted, that the expenditure shown in this Local Authority Project Funding certification has been actually incurred and project reports submitted are in accordance with:

- the projects submitted by the Local Authority;	Yes	No
- the Northern Territory Buy Local Plan;	Yes	No
- the LAPF funding guidelines; and	Yes	No
- the <i>Local Government Act</i> and the <i>Local Government (Accounting) Regulation</i>	Yes	No

Certification and Project Report prepared by : Imran Ahmed Shajib 1/10/2025

The local authority projects reported formed part of the agenda and minutes of:

- Council's ordinary council meeting; and	<input checked="" type="checkbox"/> Yes	No
- Local Authority meeting	Yes	No

Laid before the Council at a meeting (held/ to be held on) 29/10/2025

Copy of minutes attached to this certification Yes TBA

Laid before the Local Authority at a meeting (held/ to be held on)

Copy of minutes attached to this certification Yes TBA

Project Report completed and attached Yes No

Chief Executive Officer or Chief Financial Officer: _____

DEPARTMENTAL USE ONLY

CERTIFICATION ACCEPTED & RECONCILED Yes No

Comments: _____

Grants Officer sign/date: _____

Manager, Grants Management sign/date: _____

Local Authority Project Funding

2024-25 Project Report

Income and Expenditure for the period ending 30 June

Enter into the shaded areas only

Council Name:

West Arnhem Regional Council

Local Authority Name:

Minjilang

Local Authority Project Funding	Grant Income	Other Income	Total Funding
2024-25	36,900.00	-	\$ 36,900.00
2023-24	36,900.00	-	\$ 36,900.00
2022-23	26,959.40	-	\$ 26,959.40
2021-22	-	-	\$ -
2020-21 and older	-	-	\$ -
Total Funding	\$ 100,759.40	\$ -	\$ 100,759.40

Total Funding Available	\$	100,759.40
Total Actual Expenditure	\$	36,952.83
Balance of LAPF at 30 June	\$	63,806.57

LAPF project allocation *	Approved Budget	Actual Expenditure	Variance	Status of project at 30 June	Project start	Project end	Comments
Arborist to Trim Trees - Minjilang	12285	12285	\$ -	Work Completed	3/01/2025	6/01/2025	
Animal Management Program	10113.44	6967.64	\$ 3,145.80	Work Completed	6/01/2025	30/09/2025	Total expenditures - \$10,112.64
Purchase of Sea Container for Storage at Basketball Court - Minjilang	40000	17700.19	\$ 22,299.81	Work Completed	4/01/2024	30/06/2025	Total expenditures - \$38,752.56
			\$ -				
Total project budget and expense	\$ 62,398.44	\$ 36,952.83	\$ 25,445.61				

Chief Executive Officer
or Chief Financial

<sign> <dd/mm/yyyy>

WEST ARNHEM REGIONAL COUNCIL

FOR THE MEETING 14 MAY 2026

Agenda Reference:	9.1
Title:	Review of Action Items
Author:	Katharine Murray, Chief Executive Officer

SUMMARY

This report is submitted for Minjilang Local Authority to review and discuss the progress on outstanding action items from meetings.

RECOMMENDATION

THAT THE LOCAL AUTHORITY:

1. Receives and notes the report titled *Review of Action Items*; and
2. Reviews the outstanding action items and gives approval for completed items to be removed from the register.

BACKGROUND

Action items arise out of resolutions of the Local Authority or questions asked by Members. The attached register provides the current status of the action items as provided by the administration. The administration recommends items as complete but it is for the Local Authority to determine whether the item remains active or is complete and can be removed.

COMMENT

The actions that Local Authority resolves to occur are to be acted upon by the administration. This report enables Local Authority to progressively discuss and acknowledge the status of items.

STRATEGIC IMPLICATIONS

This report is aligned to the following pillars and goals in the *Regional Plan and Budget*:

PILLAR 6 FOUNDATIONS OF GOVERNANCE

Integrity is at the heart of everything we do. We are leaders of best practice and excellence in governance, advocacy, consultation and administration. Our processes, procedures and policies are ethical and transparent.

Goal 6.3 Council and Local Authorities

Excellence in governance, consultation administration and representation.

ATTACHMENTS

1. Actions [9.1.1 - 1 page]

Meeting Date	Item	Status	Action Required	Assignees	Action Taken
17/07/2025	By-Laws for Minjilang Community	On Hold	Community By-laws MIN39/2025 RESOLVED: Request draft By-laws for further community consultation.	Ben Heaslip	Drafting instructions received - on hold.
5/03/2026	Finance Report to 31 January 2026	Recommend Complete	Finance Report - Home Care Services MIN-P6/2026 RESOLVED: Requests that a staff member provide more information regarding the Home Care Services at the next Minjilang Local Authority meeting.	Jocelyn Nathanael-Walters	Manager Community Services invited to attend the meeting via teams.
5/03/2026	Cultural Training	Recommend Complete	Cultural Training MIN-P15/2026 RESOLVED: Seek permission from Traditional landowners when going on Country Appropriate attire in Community Contractors to receive cultural training Men and women training to be provided separately To liaise with Shane prior to coming to community for the first time Shane with a female Traditional Owner will hold the cultural training on country All female staff will proceed out with a female Traditional Owner for training and males with a male Traditional Owner. LA was of the view that they already have a good system in place for cultural training and they induct all staff who work for WARC at the Minjilang office already Training is to be provided for those staff who visit regularly.	Debbie Branson	Feedback received from Local Authority. Pending Council's approval for 2026/27 Budget.

WEST ARNHEM REGIONAL COUNCIL

FOR THE MEETING 14 MAY 2026

Agenda Reference:	9.2
Title:	Community Benefit Fund
Author:	Clem Beard, Project Manager

SUMMARY

This report is to collate and prioritise a list of community assets nominated by the Local Authority members for potential infrastructure improvements and asset purchases when grant funding opportunities arise.

RECOMMENDATION

THAT THE LOCAL AUTHORITY:

1. Receives and notes the report titled *Community Benefit Fund*; and
2. Prioritises a list of projects from the Local Authority members for the Administration to pursue future grant applications.

BACKGROUND

The Community Benefit Fund (CBF) receives funds from a levy on electronic gaming machines in licensed hotels. Major community grants provide funding to provide services, leisure activities and opportunities to Territorians.

All applications that meet the eligibility criteria will be considered.

If your application meets the priorities below, it will be given preference when considered.

The priorities are:

Priority 1

Applications for infrastructure improvements or asset purchases that can demonstrate an ongoing community benefit beyond the period of funding.

Priority 2

Applications that support the growth of the NT and:

Provide multi-level stimulus through the outcome of the grant and use local suppliers and contractors in the process of completing the grant.

COMMENT

The Major Community Grant opportunity opens biannually, with funding from **\$15,001 to \$250,000**. The next available funding round opens 1 July and closes 31 August 2026.

The most recent successful application works awarded to West Arnhem Regional Council (WARC) was the Revitalization/Upgrade of the Jabiru Library completed in 2025.

Recommendations put forward in the past for community upgrades focusing on enhancing community participation, health, and wellbeing include:

- Earthworks - Resurfacing Ovals
- Upgrading/installing reticulation to grounds

- Removing potentially dangerous/at risk trees in all community public areas.
- Upgrading existing ablution facilities across the region
- Providing additional drinking water fountain locations
- Upgrading existing playgrounds/shades/surfaces

The Local Authority's have the opportunity to give feedback to Council on what projects they may wish to be considered for this and other any future grant funding opportunities.

At the Minjilang Local Authority meeting it was suggested that roads to the Minjilang Airport and barge landing be included as a project.

LEGISLATION AND POLICY

Per Local Government Act (2019).

West Arnhem Regional Council internal policies for all facets of Infrastructure improvements/acquisitions.

FINANCIAL IMPLICATIONS

In kind support can be considered as part of application process:

- Internal Wages
- Admin Fees
- Project Management Fees

STRATEGIC IMPLICATIONS

This report is aligned to the following pillars and goals of the *Regional Plan and Budget*:

PILLAR 1 PARTNERSHIPS, RELATIONSHIPS AND BELONGING

Investing in relationships and partnerships at all levels supports and strengthens community and belonging. We prioritise the value of partnerships and relationships as a key determinant of a happy, strong and thriving community.

Goal 1.1 Community Engagement

Seek out and support diverse perspectives and collaborations with community, community leaders, businesses, agencies and local service providers to enhance community life.

Goal 1.2 Economic Partnerships

Secure increased income opportunities (grants and commercial) that create employment and/or improve community life.

Goal 1.4 Community Events

Deliver cultural, civic and sporting events which engage and unite the community.

Goal 1.6 Youth Engagement

Deliver diverse, targeted programs and events which actively empower and engage young people as valuable partners in decision-making which effects them.

ATTACHMENTS

Nil

WEST ARNHAM REGIONAL COUNCIL

FOR THE MEETING 14 MAY 2026

Agenda Reference:	9.3
Title:	Community Honour Board
Author:	Katharine Murray, Chief Executive Officer

SUMMARY

The purpose of this report is to gauge the Local Authority Members' interest in removing the names of Elected Members who have passed from each of the honour boards within the communities.

RECOMMENDATION

THAT THE LOCAL AUTHORITY:

1. Receive and note the report titled *Community Honour Board*; and
2. Determines if names of the West Arnhem Regional Council Elected Members who have passed be removed from the honour boards within the communities.

BACKGROUND

It has been noted that, for cultural reasons, it would be appropriate to remove the names of deceased Elected Members from the community honour boards.

The current honour board design does not allow for easy removal of individual names, therefore an alternative design needs to be considered.

A price has been obtained based on the following scope:

- Honour boards for each community: Jabiru, Gunbalanya, Maningrida, Waruwu, and Minjilang
- Consistent lettering size and colour across all boards
- Names large enough to be easily read
- Names must be removable
- No use of stickers
- Ability to remove and reorder names as required for cultural reasons
- Preference for plaque-style name plates
- Honour boards constructed from separate panels rather than a single large board (to facilitate easier transport)
- Each panel to hold approximately 20 names

A quote for \$1,848.00 per panel has been received by a Darwin supplier, noting transport and installation costs are not included. It is intended to seek at least two additional quotes, where possible.

It would be appropriate for Council staff to get direction before proceeding further.

The matter was put before Council at the Ordinary Council Meeting in February 2026. Council resolved the following:

Determines that, out of respect, the names of the West Arnhem Regional Council Elected Members who have passed remain on the Honour board in Jabiru in full; and defer the Community Honour Boards to the Local Authorities.

COMMENT

This project would be funded by Council.

LEGISLATION AND POLICY

N/A

FINANCIAL IMPLICATIONS

No allocation available in 2025/26 Budget, the item will be deferred for consideration at the 2026/27 Budget.

STRATEGIC IMPLICATIONS

This report is aligned to the following pillars and goals of the *Regional Plan and Budget*:

PILLAR 6 FOUNDATIONS OF GOVERNANCE

Integrity is at the heart of everything we do. We are leaders of best practice and excellence in governance, advocacy, consultation and administration. Our processes, procedures and policies are ethical and transparent.

Goal 6.3 Council and Local Authorities

Excellence in governance, consultation administration and representation.

ATTACHMENTS

Nil

WEST ARNHEM REGIONAL COUNCIL

FOR THE MEETING 14 MAY 2026

Agenda Reference:	9.4
Title:	Strategic Plan Review
Author:	Katharine Murray, Chief Executive Officer

SUMMARY

The purpose of this report is to seek feedback from the Local Authority as part of the review of the Strategic Pillars.

RECOMMENDATION

THAT THE LOCAL AUTHORITY:

1. Receive and note the report titled *Strategic Plan Review*; and
2. Provides feedback in relation to the questions raised within the report.

BACKGROUND

In January 2026 consultation commenced with Council to review the strategic direction to ensure alignment with current priorities and values.

In March 2026 the review of the pillars was introduced to the Local Authorities and Kakadu Ward Advisory Committee with further consultation to follow.

The Council approved the following questions be put to the Local Authorities and Kakadu Ward Advisory Committee to commence a further review:

1. In relation to WARC activities only, what matters most for your community in the next five years?
2. Which current pillars and priorities feel right? Which need to change?
3. Where is Council doing well? Where does it need to lift?
4. How should we measure success by Council in your community?

LEGISLATION AND POLICY

N/A

FINANCIAL IMPLICATIONS

Nil.

STRATEGIC IMPLICATIONS

This report is aligned to the following pillars and goals of the *Regional Plan and Budget*:

PILLAR 1 PARTNERSHIPS, RELATIONSHIPS AND BELONGING

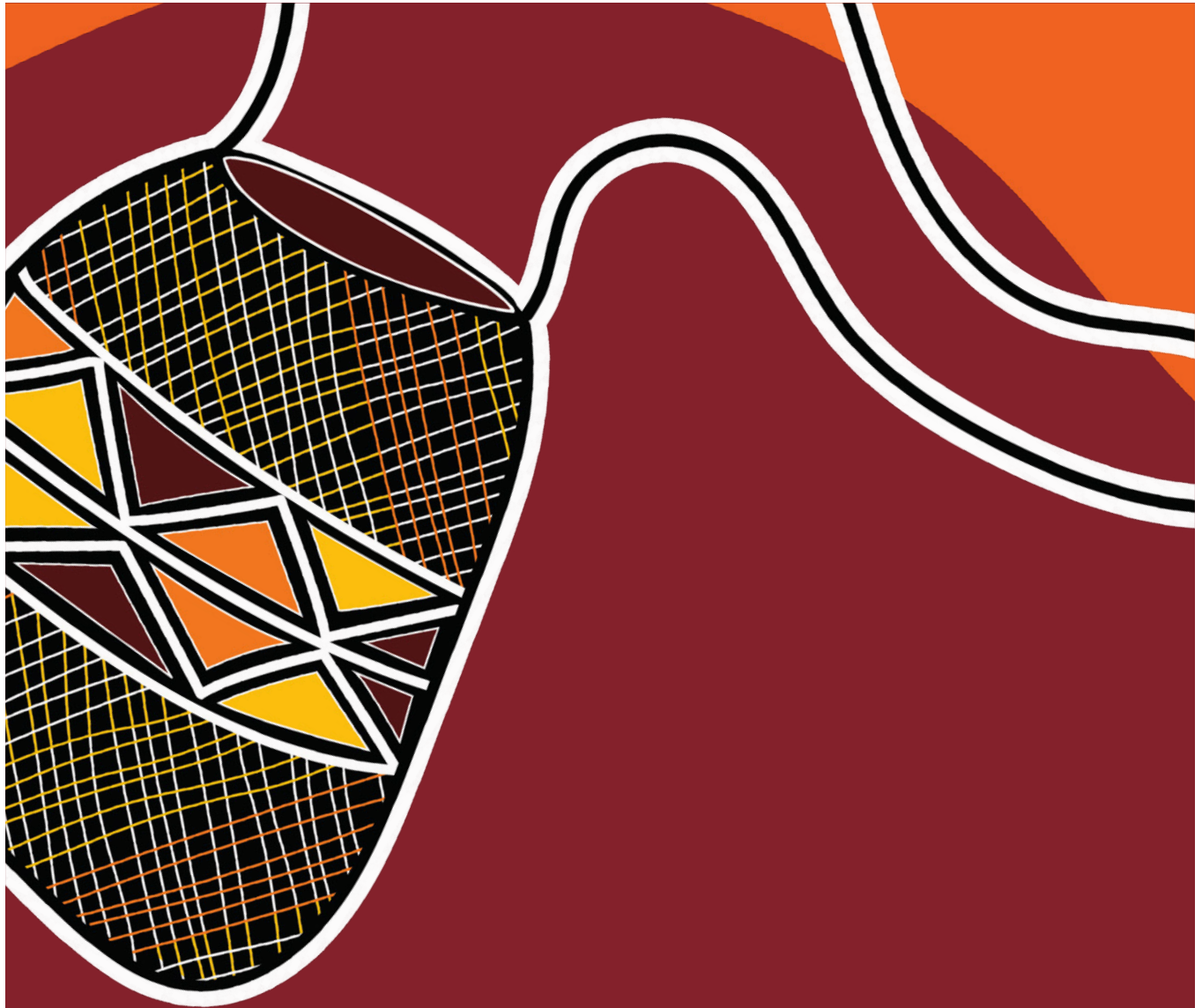
Investing in relationships and partnerships at all levels supports and strengthens community and belonging. We prioritise the value of partnerships and relationships as a key determinant of a happy, strong and thriving community.

Goal 1.1 Community Engagement

Seek out and support diverse perspectives and collaborations with community, community leaders, businesses, agencies and local service providers to enhance community life.

ATTACHMENTS

1. PILLARS - DRAFT [9.4.1 - 29 pages]



PILLARS

The following Pillars represent the priorities, interests, requirements, aspirations and needs of the Communities within Council.

WEST ARNHEM



REGIONAL COUNCIL

**Pillar 1:
Partnerships,
Relationships and
Belonging**



Pillar 1

Partnerships, Relationships and Belonging

- 1.1 Community Engagement
- 1.2 Economic Partnerships
- 1.3 Communication
- 1.4 Community Events
- 1.5 Cultural Training
- 1.6 Youth Engagement

Investing in relationships and partnerships at all levels supports and strengthens community and belonging.

We prioritise the value of partnerships and relationships as a key determinant of a happy, strong and thriving community.


Goal	Strategy	Measure	Target
1.1 Community Engagement Seek out and support diverse perspectives and collaborations with community, community leaders, businesses, agencies and local service providers to enhance community life	Engage with Traditional Owners to assist local cultural events with road closures, facilities hire and/or use, provide signage and general support	In-kind support as available to assist with cultural events as available	100%
	Attend and contribute to heads of agencies meetings	Heads of agencies meetings attended and information shared locally with teams and across the organisation	100%
	Develop well-planned, community-led sport, recreational and cultural programs	Programs and initiatives are informed by the expressed needs and voices of the local people they serve and the staff who deliver them	100%
	Actively seek out and develop collaborative partnerships that encourage service coordination and integration	Community meetings coordinated, informed and participated in	100%

Goal	Strategy	Measure	Target
1.2 Economic Partnerships Secure increased income opportunities (grants and commercial) that create employment and/or improve community life	Yearly review of Council Contracts to ensure delivery best practice and full financial outcomes	Review existing Business Development Strategy	February 2026
	Identify and pursue opportunities for further partnerships, income and growth	Local employment opportunities embedded into planning and new contracts and increased	June 2026
		Council-run community services are adequately resourced to provide culturally appropriate, safe, community-led programs	100%
	Manage WARC's staff housing portfolio in order to:	Every tenancy is delivered according to the RTA and WARC policies	100%
	a. attract and retain staff b. promote staff stability and contribute to community life	All applicable opportunities for funding for new housing and housing maintenance contracts pursued	100%
Seek to retain and uplift existing grants and contracts	Existing contracts retained and additional contracts procured	Minimum uplift CPI or above	

Goal	Strategy	Measure	Target
1.3 Communication Deliver dynamic communication which is culturally informed and appropriate, engaging and relevant to the interests of Council	Develop and manage Council's social media and communication channels, including the website	Minimum social media targets are met: Instagram – minimum 2 posts per month Facebook – minimum 3 posts per month LinkedIn – minimum 2 posts per month Twitter – minimum 1 post per month	100%
		Implement social media strategy	December 2025
	Publish <i>The Wire</i> once a fortnight	Community contribution of articles and/or photos to each edition	4
	Publish a community event calendar on the website	Website current and up-to-date community event calendar displayed	100%
	Create and promote the use of pictorial and/or promotional materials in local languages via Council's established communication channels (internal and external)	Internal and external communication and promotional materials in local languages and/or pictorials are delivered according to the actions of WARC's Reconciliation Action Plan	100%
	Foster an organisational culture of innovation in communication which engages staff and enhances internal communication	Staff newsletter <i>In the Loop</i> published monthly	12 per annum
		All internal requests for WARC branded communication materials including calendars, posters, digital displays and social media posts are facilitated and delivered by WARC Communications and Public Relations Coordinator	100%
Work with stakeholders to foster positive relationships and build effective networks locally, across the region and nationally	Stakeholder news shared through social media and communication channels on behalf of stakeholders as per request	85%	

Goal	Strategy	Measure	Target
1.4 Community Events Deliver cultural, civic and sporting events which engage and unite the community	Conduct civic events which recognise and celebrate community sentiment	Civic events held in each community hosted by Council	4 per annum
	Provide support to community organisations to deliver community-based events	In-kind support provided to community groups as requested	As per budget


Goal	Strategy	Measure	Target
1.5 Cultural Awareness Training Develop increased understanding and observation of cultural protocols	Review and expand culture awareness program	Identify and review current framework for appropriateness and identify opportunities for improvement and expansion	June 2026
		Develop appropriate learning activities to reach all staff, contractors, consultants and volunteers	June 2026
		All new employees completed cultural awareness training during probation	June 2026



Goal	Strategy	Measure	Target
1.6 Youth Engagement Deliver diverse, targeted programs and events which actively empower and engage young people as valuable partners in decision-making which affects them	Design and deliver youth engagement programs in consultation with youth and community stakeholders	Youth and community consultations informed by program design and activity work plans	100%
	Deliver regional planning activities with Sport and Recreation and Community Services teams and schools	Sport and Recreation and Community Services delivery well-planned, with programs reflecting the expressed needs of the community and WARC's regional goals designed	100%
	Plan and deliver diverse and engaging holiday programs that meet the needs and interests of all children/young people and which run for a longer period each day	Holiday programs delivered and attendance is increased in each community throughout the school holiday period	Uplift 10%
	Promote, celebrate and report on activities and events in publications such as <i>The Wire</i> and social media	Photos and/or stories for publication in <i>The Wire</i> and social media provided by Sport and Recreation and Community Services teams	Minimum 2 per month



**Pillar 2:
Increased Local
Indigenous Employment**



Pillar 2

Increased Local Indigenous Employment

2.1 Indigenous Employment Framework

2.2 Traineeships and Apprenticeships

2.3 Policy and Procedures

We are committed to investing in and supporting local Indigenous employment. We recognise the instrumental value that Indigenous staff bring to our organisation and the social force that occurs with employment opportunities.

Goal	Strategy	Measure	Target
2.1 Indigenous Employment Framework Create Council Indigenous employment framework including tailored pathways to employment	Develop a WARC First Nations Employment Strategy	Finalise and launch First Nations Employment Strategy	December 2025
	Work with community to understand employment obstacles for local people and identify solutions	Undertake consultation activities across all Communities	December 2025
	Seek funding to support WARC's Indigenous Employment Strategy	Funding opportunities identified and funds applied for	February 2026
	Undertake a skills gap and training needs analysis	Results of skills and training gap analysis used to draft training plan	100%
	Enhance WARC's employer brand to attract and retain staff	Review WARC branding for all positions, website and community level initiatives for local employment	100%

Goal	Strategy	Measure	Target
2.2 Traineeships and Apprenticeships Provide local residents opportunities to learn and obtain professional qualifications in trades and administration	Create a learning pathway and training into apprenticeships and traineeships	Implemented training activities relevant to work groups	June 2026

Goal	Strategy	Measure	Target
2.3 Policy and Procedures Research, review and develop policy to underpin and inform Council's intent and strategy to increase local Indigenous employment	Review WARC recruitment processes, partnerships and systems for local people	Recruitment process recommendations implemented	100%

Pillar 3: Safety and Wellbeing



Pillar 3

Safety and Wellbeing

3.1 Cultural Safety

3.2 Health and Safety

3.3 Employee Engagement and Training and Development

3.4 Community Service Delivery

As an 'Employer of Choice', we provide and promote a positive culture of safety, inclusion and respect. Our people are skilled, informed and have opportunities to grow and develop within our organisation.

Services provided to community are professional, impactful, engaging and appropriate to local needs

Goal	Strategy	Measure	Target
3.1 Cultural Safety Delivery of actions in the WARC 'Innovate' Reconciliation Action Plan	Complete all actions of Council's 'Innovate' Reconciliation Action Plan	'Innovate' Reconciliation Action Plan actions completed as per plan	June 2026
	Provide reports to Council and Local Authorities on the challenges, highlights and progress of implementing the Reconciliation Action Plan initiatives	Reconciliation Action Plan updates and reports provided to Council and Local Authorities each quarter	100%
	Contribute articles and updates to staff newsletter <i>In the Loop</i> on the highlights of the Reconciliation Action Plan progress	Reconciliation Action Plan working group and Council Service Managers contributed to alternating monthly update/story to <i>In the Loop</i> staff newsletter	100%
	Review success of Reconciliation Action Plan against actions and determine Council's next steps towards reconciliation actions for 2024 and beyond	Progress of 'Innovate' plan reviewed and next steps determined by Chief Executive Officer and Reconciliation Action Plan working group	June 2026


Goal	Strategy	Measure	Target
3.2 Health and Safety Staff and public safety is achieved via planning, education and training	Implement a Digital Safety Management System to streamline incident reporting, hazard identification, and risk assessments	Implemented digital safety management system (Lucidity)	December 2025
	Develop and deliver digital (Lucidity) WHS training sessions that meets staff and organisational needs	Work health and safety training completed as per training schedule	June 2026
	Support the wellbeing of employees	Culturally appropriate wellness programs, support embedded into HR practices, mental health support, diversity and inclusion training	June 2026
	Review policies and procedures in accordance with statutory requirements in reference to WHS Act and Regulations 2011	Policies and procedures continue to be reviewed in accordance with the required timelines	June 2026

Goal	Strategy	Measure	Target
3.3 Training and Development Deliver training and development which is effective and culturally appropriate, engaging and increases future employment opportunities and pathways	Establish a WARC Learning and Development Framework	Learning and Development Framework draft created	December 2025
	Review policies and procedures in accordance with statutory requirements	Policies and procedures continue to be reviewed in accordance with the required timelines	100%
	Review and improve WARC's performance framework, including probation and on-boarding program	Implement an effective performance management system with SMART goals established for positions	100%
		Probation/annual goal and development planning with Line Manager undertaken	100%
	Performance reviews tracked and monitored by Human Resources team and completed on time by Line Managers	90%	
Foster a positive workplace culture through engagement initiatives	Improved recruitment, onboarding, training, support and engagement	June 2026	



Goal	Strategy	Measure	Target
3.4 Community Service Delivery Provision of high quality, culturally informed programs that support and enhance the safety and wellbeing of community members	Programs and services are well planned with activities and expected outcomes identified prior to delivery commencing	Activity plans are developed in consultation with local teams for each service and initiative	100%
	High quality care is provided to all recipients of community services delivered by Council	All staff are provided with opportunities to upskill via access to professional development relevant to their roles and responsibilities	100%
	Service delivery is compliant with the expectations of funders and relevant legislation	Report providing recommendations on service quality and compliance improvement opportunities reviewed and delivered by the Community Support team	100%
		All activities, reports and compliance tasks completed as per contractual arrangement, aged care standards, NDIS care standards	100%
		Timely data/monitoring returns and funding reports delivered by Community Wellbeing team	100%
	Remote Indigenous Broadcasting Services supporting local Indigenous languages are provided across the region	Broadcasters are offered support training opportunities with TEABBA	90%
	High quality early learning activities for child development are delivered	All NQS and ACEQA crèche and childcare standards met	100%
	Strengthen ability to respond to community safety needs, including the provision of staff enrolment in training that enhances and sustains appropriate community safety skills and provide opportunities for professional development	Local staff that are capable to respond and report on domestic and family violence	100%
	Provide to the community well-managed and maintained library collections, including a culturally relevant library collection	Diversity audit completed and recommendations implemented	June 2026
		Connected Communities: Vision for the Northern Territory Public Libraries 2017 - 2023 enacted as applicable to West Arnhem	100%
Plan, prepare and present educational and engaging early childhood activities weekly	Weekly early childhood activities are well planned and delivered as per schedule	100%	

**Pillar 4:
Service Delivery and
Built Environment**



Pillar 4

Service Delivery and Built Environment

4.1 Strategic Infrastructure and Asset Management

4.2 Fleet, Plant and Equipment

4.3 Waste and Water Management

4.4 Local Road Management and Maintenance

We provide high quality infrastructure and service delivery that meets the unique needs of each community, creates a sense of place and contributes towards promoting a sense of pride in community.

Goal	Strategy	Measure	Target
4.1 Strategic Infrastructure and Asset Management Strategically manage, maintain and enhance community infrastructure	Develop and manage a corporate Asset Management Strategy and Asset Management Plans for defined asset classes with a focus on: a. identifying and developing an asset maintenance tracking system that includes cyclical inspections b. managing the renewal and replacement program c. coordinating projects within community	Corporate Asset Management Strategy completed	July 2026
		Asset management tracking system implemented	June 2026
	Investigate opportunities to source external funding for infrastructure upgrades	Scoping, plans and cost estimates for critical infrastructure assets identified for future funding requirements	Ongoing
	Maintenance programs for parks, ovals, cemeteries and reserves	Safety audits conducted yearly on trees within community which are designated to Council responsibility	100%
		Develop and implement a sporting grounds/field facility strategy by community	December 2026
		All maintenance activities carried out in accordance with budget allocation	100%
		Park equipment safety audits, inspections and maintenance program carried out to schedule	100%
	Continue community consultations on the establishment of gazetted cemeteries in Gunbalanya, Maningrida, Minjilang and Warruwi	Community consultations on the establishment of gazetted cemeteries in Gunbalanya, Maningrida, Minjilang and Warruwi progressed	December 2026
		Develop and implement cemetery strategy, including community funeral process	December 2026
	Ensure community swimming pools operate according to community needs and all legislative and work health and safety requirements	Opening hours as per best practice to meet community expectations	2026
		Staff employed to meet supervision ratios and cultural needs	100%
		Operational procedures are adhered to and documented as required by WARC and legislated standards	100%
		Pool maintenance regime is established and sustainable	Ongoing

Goal	Strategy	Measure	Target
4.2 Fleet, Plant and Equipment Provide a modern and well-maintained fleet of plant and vehicles capable of meeting service delivery requirements	Review and update the Strategic Fleet Asset Management Strategy	Strategic Fleet Asset Management Strategy maintained and improved	December 2026
	Implement effective cost recovery mechanisms for use of Council's vehicles, plant and equipment	Annual review and update of Council's Fees and Charges against operating and replacement costs	June 2026
		Fleet, plant and equipment hire contracts to support and ensure effective cost recovery for Council prepared	Ongoing
	Ensure vehicles, plant and equipment are fully serviced as per the Strategic Plan for the useful life of the asset	All vehicles inspected as per Strategic Plan	100%
		Repairs and maintenance requests performed in line with Strategic Plan	100%
		Accurate vehicle, plant and equipment data maintained	100%
	Upgrade fuel distribution infrastructure to comply with work, health and safety relevant standards and business requirements	Infrastructure audit as per current legislation completed and report including recommended plan for upgrades delivered	Ongoing



Goal	Strategy	Measure	Target
4.3 Waste and Water Management Deliver environmentally and economically sound solid waste, water and sewerage services	Provide scheduled domestic waste collection in each community	Waste collections completed as per schedule	100%
	Work with other government and commercial entities in order to plan for long term waste disposal needs	Northern Territory Local Government Association liaised and collaborated with on advocacy initiatives and waste strategies	Ongoing
	Adhere to water and sewerage operations and maintenance schedules	All legislated standards for potable water testing in Jabiru met	100%
		Annual audit of water treatment practices including policies and procedures conducted	June 2026

Goal	Strategy	Measure	Target
4.4 Local Road Management and Maintenance Tactically monitor, maintain and manage Council gazetted roads and community safety via traffic management	Develop and schedule yearly road, footpath and stormwater repairs and maintenance programs for each community which: a. determines a road maintenance schedule for the course of the year b. determines grading frequency of internal access roads c. schedules hazard identification and road condition reports (actions and frequency) d. schedules footpath and stormwater inspections	Deliver yearly road, footpath and stormwater repairs and maintenance delivered as per schedule with records maintained for each community in Council's records management system - currently 'Magiq'	Ongoing
		Develop and implement roads reseal plan	December 2026
		All footpaths and stormwater inspected quarterly	100%
	Continually monitor and carry out minor road repairs	Roads monitored and minor repairs completed as required	85%
	Consult with Local Authorities to incorporate local priorities for traffic management into traffic management strategies and/or plans	Consultations on traffic management priorities are minuted and reported to Council and WARC executive	100%
	Deliver plans as per schedule for managing street lighting	Implement Public Lighting Asset Management plan per community	December 2026

Pillar 5: Sustainability and Climate Action



Pillar 5

Sustainability and Climate Action

5.1 Recycling and Waste

5.2 Procurement

5.3 Education

5.4 Policy

Leading by example, we commit to developing a culture of sustainable practice. We recognise and champion the importance of safeguarding our environment for future generations by working collectively with community, private enterprises and all tiers of government.

Goal	Strategy	Measure	Target
5.1 Recycling and Waste Develop recycling and waste initiatives which protect and preserve community natural resources and the local environment	Work towards first review point of the Reduce, Reuse Recycle 2024-2034 Strategy	All 2026 implementation goals achieved	100% in June 2026
	Continue pre-cyclone community waste collections	Pre-cyclone waste collections held twice yearly as per published schedule	100%
	Continue whole-of-community approach to identify and implement innovative initiatives to reuse, recycle and reduce waste	Keep Australia Beautiful and local schools collaborated with and Clean up Australia Day, Tidy Towns campaign and eco schools program participated in	Ongoing



Goal	Strategy	Measure	Target
5.2 Procurement Develop and implement a leading-edge sustainability procurement strategy	Review WARC current procurement practices against sustainability and climate action NT and national procurement benchmarks and develop leading-edge Procurement Strategy	Leading-edge Procurement Strategy completed	December 2025

Goal	Strategy	Measure	Target
5.3 Education Develop and deliver locally relevant education initiatives on sustainability and climate impacts across multiple mediums and platforms	Engage with local schools to develop age and locally appropriate educational resources	Education campaign collateral created and displayed in community and schools	Ongoing
	Facilitate relationships between businesses, community leaders and youth with a focus on conserving natural resources	Community-appropriate collaborative materials, initiatives and messages developed and promoted via community noticeboards and social media	Ongoing
	Encourage and promote community understanding and correct use of sorting bays	Uplift in correct use of sorting bays	Ongoing

Goal	Strategy	Measure	Target
5.4 Policy Devise and implement a Sustainability and Climate Action Policy	Research and develop WARC Environment and Sustainability Management Strategy and Policy	Environment and Sustainability Management Strategy and Policy completed	June 2026



**Pillar 6:
Foundations of
Governance**



Pillar 6

Foundations of Governance

6.1 Financial Management

6.2 Records

6.3 Council and Local Authorities

6.4 Risk Management

6.5 Planning and Reporting

6.6 Information and Communication Technology

Integrity is at the heart of everything we do. We are leaders of best practice and excellence in governance, advocacy, consultation and administration. Our processes, procedures and policies are ethical and transparent.

Goal	Strategy	Measure	Target
6.1 Financial Management Provision of strong financial management and leadership which ensures long term sustainability and growth	Develop and implement a financially sustainable long term financial plan, annual budget and periodic budget reviews	Statutory requirements and external audit qualifications fully complied with	100%
	Management of Council's revenue and payable functions		
	Manage and deliver on Council's annual statutory and financial obligations		
	Management of Council's asset accounting practices		
	Monitor and coordinate external funding provided through grants and commercial contracts	Contractual arrangements complied with	100%
	Maintain the rates database including all property details	Statutory requirements fully complied with and percentage of rates debtors outstanding	100%
	Maintain the rates register		100%
	Prepare the annual rates declaration		Less than 5%
	Apply concessions as appropriate		100%
	Determine the rateability of properties		100%
	Manage and provide advice on Council's investments in accordance with adopted policies	Interest on investments	> \$160,000 annually
	Monitor returns of investments including roll-over of term deposits		
	Manage Council-funded projects to maintain a positive working capital ratio	Positive working capital ratio	Minimum ratio 1:1
Annual review and update of Council's Fees and Charges	Review and update of Council's Fees and Charges completed	100%	

Goal	Strategy	Measure	Target
6.2 Records Delivery of information management processes which support efficient and transparent administration	Maintain records in accordance with legislation	Public Information, Local Government Council Statutory and Freedom of Information requirements complied with	100%
	Implement disposal schedule by sentencing and disposing of records	Electronic records held in records management system eligible for destruction sentenced	85%
	Induct staff in the use of Council's information management system including 'Magiq' and '365'	Training delivered to new staff using information management system during their probation period	85%
	Provide an information management help-desk service	Number of queries/requests responded to within 24 hours	85%

Goal	Strategy	Measure	Target
6.3 Council and Local Authorities Excellence in governance, consultation administration and representation	Ensure capacity for customer relationship management, including mechanisms for feedback on service delivery	Complaints and positive feedback reported to the administration, acknowledge and addressed as required	100%
	Improve accountable and transparent decision-making by facilitating the participation of Councillors in Council, Committee and Local Authority Meetings	At least one training program attended each financial year by Council and Local Authority Members	100%
		Four meetings of each Local Authority held each financial year	100%
	Enable community members to participate in local decision-making by ensuring that non-confidential Agendas and Minutes of Council are publicly available at Council offices in each community	All non-confidential Agendas and Minutes publicly available three working days before a meeting (Agendas) and ten working days after a meeting (Minutes)	100%
	Establish formal and informal mechanisms for community consultation on key issues and input into decision-making	Community outreach event hosted by Council in each community every financial year	100%
	Create opportunities for Councillors and senior staff to be available to community members to discuss Council decisions, programs and projects, either informally or through community meetings	Local Authority Meetings attended by at least one relevant Councillor and at least one Senior Manager	100%
	Ensure advocacy and representation of Council interests through government, the private sector and the media	Advocacy framework, strategy and communication plan developed	June 2026
	Create an advocacy framework, strategy and communication plan in consultation with Councillors		

Goal	Strategy	Measure	Target
6.4 Risk Management The monitoring and minimisation of risks associated with the operations of Council	Update risk registers and ensure appropriate plans are implemented	Regular review and management of risks	100%
	Regularly review insurance cover and premiums	Annual full appraisal of cover required, policies reviewed via insurance broker	100%

Goal	Strategy	Measure	Target
<p>6.5 Planning and Reporting</p> <p>Robust planning and reporting that supports Council's decision-making processes</p>	Produce key policy and direction documents for the Council including the Regional Plan, Annual Reports and policies	Regional Plan finalised and shared, Annual Report delivered, and policies requiring review are reviewed and updated as per required timelines	100%

Goal	Strategy	Measure	Target
<p>6.6 Information and Communication Technology</p> <p>Effective and innovative information technology solutions which maximise service delivery and support Council's operations</p>	Plan and deliver Council's technology needs through the provision of a well-maintained and managed information and communication technology (ICT) platform	Develop ICT Strategic Plan	June 2026
	Optimise the delivery of ICT services and equipment to required work locations to meet staff and service delivery needs	Develop ICT Asset register	December 2025
	Provision of innovative, relevant and cost-effective ICT solutions to solve service delivery challenges	Annual review of ICT needs in line with the ICT Strategic Plan completed	100%
	Optimise costs associated with ICT delivery, including communications, both fixed and mobile, data, voice and video services and staff equipment		



WEST ARNHEM REGIONAL COUNCIL

FOR THE MEETING 14 MAY 2026

Agenda Reference:	9.5
Title:	Council Draft 2026-27 Regional Plan and Budget
Author:	Jocelyn Nathanael-Walters, Director Corporate Services

SUMMARY

The Council must adopt a Regional Plan for the new financial year and the Regional Plan must include, among other items, a budget and long-term financial plan. To develop the Regional Plan input from each of Council's communities is desirable.

RECOMMENDATION

THAT THE LOCAL AUTHORITY receives and note the report titled *Council Draft 2026-27 Regional Plan and Budget*.

BACKGROUND

Annual Regional Plan

The Council must have an annual Regional Plan for its local government area in accordance with section 33 and 35 of the Local Government Act 2019 (Act). Included in the Regional Plan is an annual budget, long-term financial plan (LTFP) and other legislative prescribed items such as defined indicators for judging the standards of Council's performance.

Annual Budget

The Council is responsible for setting an annual budget (i.e. the financial parameters) and the CEO and Executive are to refer to that budget to manage and report the operations of the Council for the financial year. The Minister for Local Government's *Guideline5: Budgets* document provides the form in which the budget data is to be presented and section 201 of the Act outlines what must be contained in Council's budget.

Though the Council must have an approved annual budget for 2026-27 by 30 June 2026 the Act, in section 203, does allow the Council to adopt an amended budget(s) during the financial year.

NOTE, according to section 202 of the Act the Council must not budget for a deficit.

Long-Term Financial Plan

The Council is required to prepare and keep up to date a long-term financial plan (LTFP) that relates to at least 4 financial years (i.e. the current budget financial year [2026-27] plus 3 outer years [2027-28, 2028-29 and 2029-30]).

COMMENT

The Minister for Local Government's *Guideline 1: Local Authorities* (clause 11.2) requires once in each financial year a Local Authority meeting agenda to include:

- the council's proposed regional plan; and
- The council's budget for proposed projects for the local authority area for the next financial year.

It is recommended to develop a comprehensive 2026-27 Regional Plan (including budget and LTFP), and to comply with *Guideline 1: Local Authorities*, the draft Plan and budgets are presented and discussed at the Minjilang Local Authority meeting on 14 May 2026. Input from this LA meeting will then be incorporated for final Council approval, before 30 June 2026.

LEGISLATION AND POLICY

Local Government Act 2019

Guideline 1: Local Authorities

Guideline 5: Budgets

FINANCIAL IMPLICATIONS

The Council is responsible for managing its resources.

STRATEGIC IMPLICATIONS

This report is aligned to the following pillars and goals of the *Regional Plan and Budget*:

PILLAR 1 PARTNERSHIPS, RELATIONSHIPS AND BELONGING

Investing in relationships and partnerships at all levels supports and strengthens community and belonging. We prioritise the value of partnerships and relationships as a key determinant of a happy, strong and thriving community.

Goal 1.1 Community Engagement

Seek out and support diverse perspectives and collaborations with community, community leaders, businesses, agencies and local service providers to enhance community life.

PILLAR 6 FOUNDATIONS OF GOVERNANCE

Integrity is at the heart of everything we do. We are leaders of best practice and excellence in governance, advocacy, consultation and administration. Our processes, procedures and policies are ethical and transparent.

Goal 6.1 Financial Management

Provision of strong financial management and leadership which ensures long term sustainability and growth.

ATTACHMENTS

1. WARC 2026-27 REGIONAL PLAN - Draft [9.5.1 - 67 pages]

WEST ARNHEM



REGIONAL COUNCIL

West Arnhem Regional Council
**2026-27 Regional
Plan & Budget**

DRAFT



ACKNOWLEDGEMENT OF COUNTRY

West Arnhem Regional Council acknowledges the First Nations Custodians; and the many Language and Family groups who are Managers and Care-takers to each of their Traditional homelands and Waters across the West Arnhem Regions Wards. West Arnhem Regional Council pay their respects and acknowledge Elders, past present and rising.

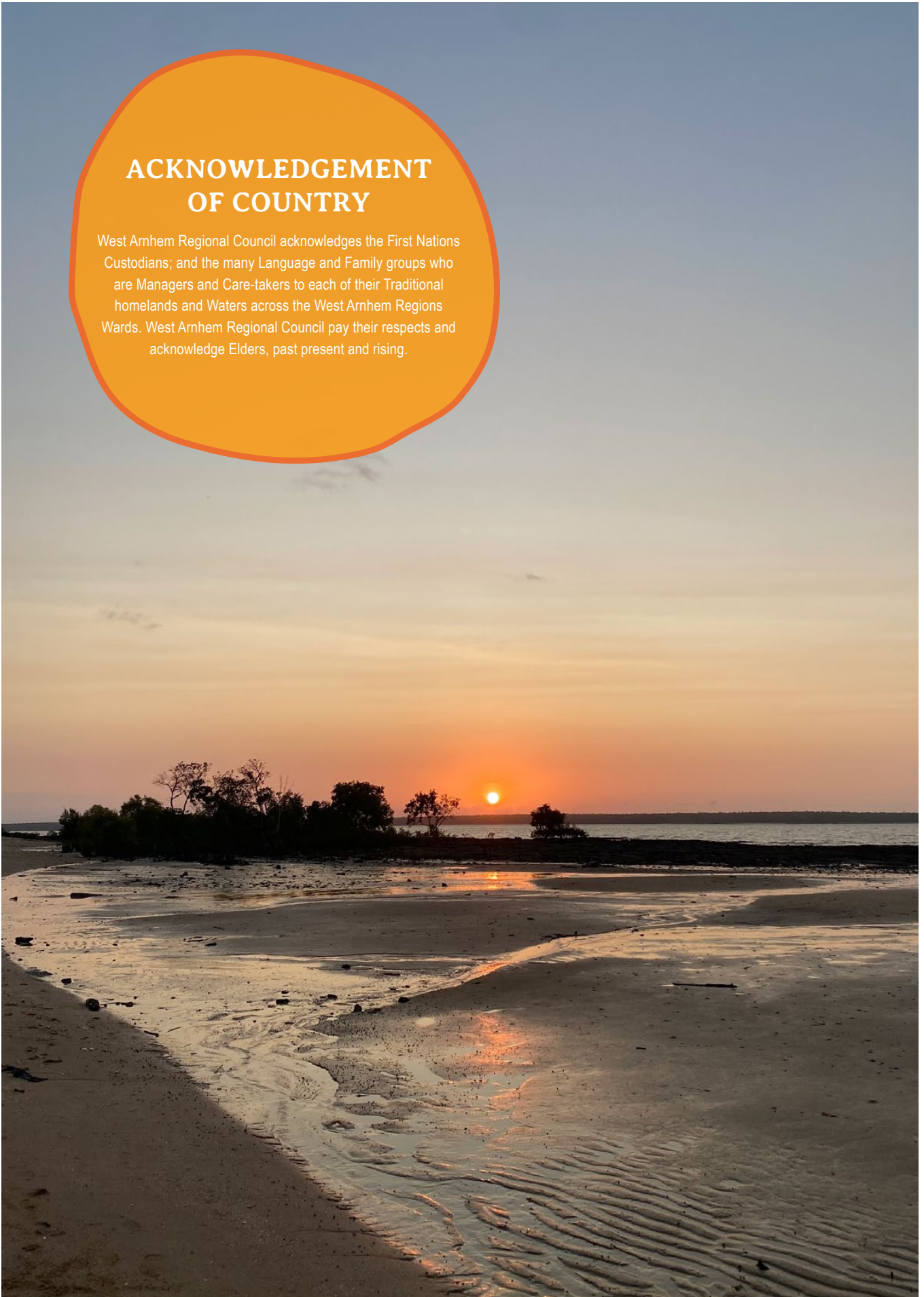


Table of Contents



MAYOR & CEO WELCOME	4
ABOUT OUR REGION	6
The Region and our Communities	7
Our Councillors	9
Council Committees and Panel	11
Local Authorities	12
Our Organisation	14
STRATEGIC PLAN	16
The Strategic Plan Journey	17
Vision, Purpose and Values	18
Strategic Pillars	19
Service Delivery Plans	20
Major Community Projects	23
Strategic Pillars Plan	24
Pillar 1 - Partnerships, Relationships and Belonging	25
Pillar 2 - Increased Local Indigenous Employment	30
Pillar 3 - Safety and Wellbeing	32
Pillar 4 - Service Delivery and Built Environment	36
Pillar 5 - Sustainability and Climate Action	38
Pillar 6 - Foundations of Governance	40
FRAMEWORK AND ASSESSMENTS	44
Assessment of Administrative and Regulatory Frameworks	45
Cooperative Arrangements	46
Opportunities and Challenges	47
2026-27 BUDGET	48
Budget Discussion	49
Long Term Financial Plan Discussion	52
Additional Funding Being Sought in 2026-27	53
Budget and Long Term Financial Plan	54
Schedule of Fees and Charges 2026-27	60

Aboriginal and Torres Strait Islander People should be aware that this publication may contain images and names of people who have since passed away.

Mayor & CEO Welcome



We are pleased to present the West Arnhem Regional Council 2026–27 Regional Plan and Budget.

We are excited to embark on the year ahead with a new Council and new Local Authorities in each community - bringing together fresh ideas, a shared passion, and a commitment to achieving our vision and purpose.

The new Council term has also brought continued leadership, with James Woods re-elected as Mayor and Jacqueline Phillips elected as Deputy Mayor at the 2025 General Election. We have also welcomed Cr NAME and Cr NAME, who were elected through by-elections in the first half of 2026.

As the elected representatives, Council takes pride in the deep connections we bring to the table. We believe in our communities and are committed to working together with CEO Katharine Murray for a promising year ahead.

Within our Regional Plan, we have detailed our strategic priorities for the next 12 months, with a strong focus on the areas that support our everyday operations across our five communities:



Mayor James Woods **Katharine Murray**
West Arnhem Regional Council *Chief Executive Officer*

- Partnerships, Relationships and Belonging
- Increasing Local Indigenous Employment
- Safety and Wellbeing
- Service Delivery and Built Environment
- Sustainability and Climate Action
- Foundations of Governance

These six core pillars guide our decisions, actions, outputs and purpose.

For the year ahead, we have many initiatives planned to help shape a strong future for our region.

We thank our Local Authority members who provide genuine input into their community's aspirations and needs. Through their voice and representation, we ensure local decision-making remains paramount and that Aboriginal communities are empowered with a direct and meaningful say in how Council supports their priorities.

Working with our key stakeholders and funders - the Northern Territory Government and the Australian Government - we will continue to advocate for a seat at the table and maintain a strong voice in decisions that affect our constituents.

We will also continue advocating on the issues that matter most, including funding for critical infrastructure and essential assets such as roads, airstrips, community facilities and essential services for very remote Northern Territory communities. An Advocacy Framework, to be finalised later this year, will guide clear strategies to strengthen our advocacy efforts and help turn priorities into outcomes.

This year we also celebrate collaboration across the local government sector. This includes strengthening relationships with other councils, including Palmerston City Council and Victoria Daly Regional Council, where our Waste and Resource Team has been sharing knowledge and experience.

We have also strengthened representation on boards and committees that influence our work. Mayor Woods sits as a Board Director on the Local Government Association of the Northern Territory. CEO Katharine Murray sits on the NT Councils Discretionary Trust Advisory Committee, and Director Corporate Services Jocelyn Nathanael-Walters is a member of the NT Place Names Committee.



For our team, Council has committed to developing and delivering meaningful cultural training, with funding allocated in the 2026–27 Budget to support this important work. We are also beginning implementation of the First Nations Employment Plan.

We continue to focus on growing capability within our team through continuous learning and development opportunities. A number of our staff members are currently studying Certificate III qualifications in Civil Construction, Community Services, Individual Support, and Early Childhood Education and Care.

Embedded within Pillar 2 of our Strategic Plan - Increasing Local Indigenous Employment - we are proud to welcome new roles created through the Remote Jobs and Economic Development Program (RJED). These 12 new entry-level positions create meaningful employment pathways for residents across our communities. We look forward to seeing how this initiative grows and supports increased local employment opportunities.

We also look forward to the delivery of multiple community projects across the region.

Gunbalanya

- New ablution facility at the billabong
- Rebuild of two community shelters
- Installation of new flag poles

Maningrida

- Community toilet upgrades
- New water bubbler at the basketball court
- Upgrades to the cultural entrance and exit at the airport shelter

Warruwi

- New park setting
- Installation of new flag poles

Minjilang

- Public Wi-Fi installed at Minjilang Office and Recreation Hall
- Installation of new flag poles

Jabiru

- Town Square revitalisation
- Upgrades to public toilets at Town Square and Football Oval

- New outdoor gym

We thank our Local Authorities for their continued support, as well as the Rio Tinto Social Infrastructure Fund for supporting several Jabiru-based projects.

We also welcome the delivery of two new Hiace buses for Gunbalanya and Maningrida to increase participation in sport and recreation, supported by the Member for Lingiari, the Honourable Marion Scrymgour.

For the first time, Council has allocated \$30,000 to establish a Sponsorship Fund to support local community projects, events and activities that help build stronger, more connected communities across the region. This initiative aligns with Council's strategic pillar Partnerships, Relationships and Belonging and recognises the importance of these grassroots investments.

This sponsorship will support initiatives that enrich community life - particularly opportunities for young people through sport and recreation, wellbeing programs, and arts and culture initiatives.

In August 2026, we look forward to delivering our major annual event, the Kurrung Sports Carnival. This event is a highlight on the West Arnhem calendar, bringing together talented sportspeople from all five communities. It celebrates sportsmanship, teamwork, community spirit and healthy, vibrant communities.

With many exciting initiatives ahead, we look forward to a promising future for our region.

A key part of building this bright future will be the commencement of consultation for our next five-year organisational Strategic Plan for 2027 and beyond. To ensure the plan reflects community priorities and provides a clear roadmap for the future, Council will undertake extensive consultation over several months.

This process will include seeking feedback and aspirations from Elected Members, Local Authorities, stakeholders and, importantly, our constituents. We look forward to engaging with you as part of this important process.

Finally, to our constituents, we are excited about the opportunities ahead. Together, we look forward to achieving our goals and continuing to build a brighter future for West Arnhem.



About Our Region



Mayor James Woods and Deputy Mayor Jacqueline Phillips at the first meeting of the newly-elected Council in September 2025.

The Region and Our Communities



West Arnhem Regional Council serves a vast and culturally rich region in the northern reaches of the Northern Territory. Covering almost 50,000 square kilometres, the region stretches across an extraordinary landscape that includes coastal plains, island communities, inland escarpments and river systems. Within this expansive area are five main communities - Maningrida, Gunbalanya, Jabiru, Warruwi and Minjilang - along with more than 100 surrounding homelands that maintain strong cultural and family connections to the region.

The population of the West Arnhem region is approximately 6,281 people. Maningrida, located on the Central Arnhem coast, is the largest community with around 2,518 residents and acts as an important regional hub for many nearby homelands. Gunbalanya, situated inland near the Arnhem Land escarpment, is home to approximately 1,177 people. Jabiru, located within the World Heritage-listed Kakadu National Park, has a population of around 755 residents and serves as a key service centre and gateway to the park. The island communities of Warruwi (432 people) and Minjilang (265 people) sit in the Arafura Sea and have strong saltwater cultural traditions.

Across the region, Aboriginal culture, language and connection to Country remain central to everyday life. More than 80 per

cent of residents identify as Aboriginal and/or Torres Strait Islander peoples, known locally as Bininj. Cultural traditions, kinship systems and languages continue to shape community identity and relationships. Saltwater and freshwater peoples across the region are connected through shared histories, songlines and ceremonial practices that link clan groups across Arnhem Land.

Governance and Community Voice

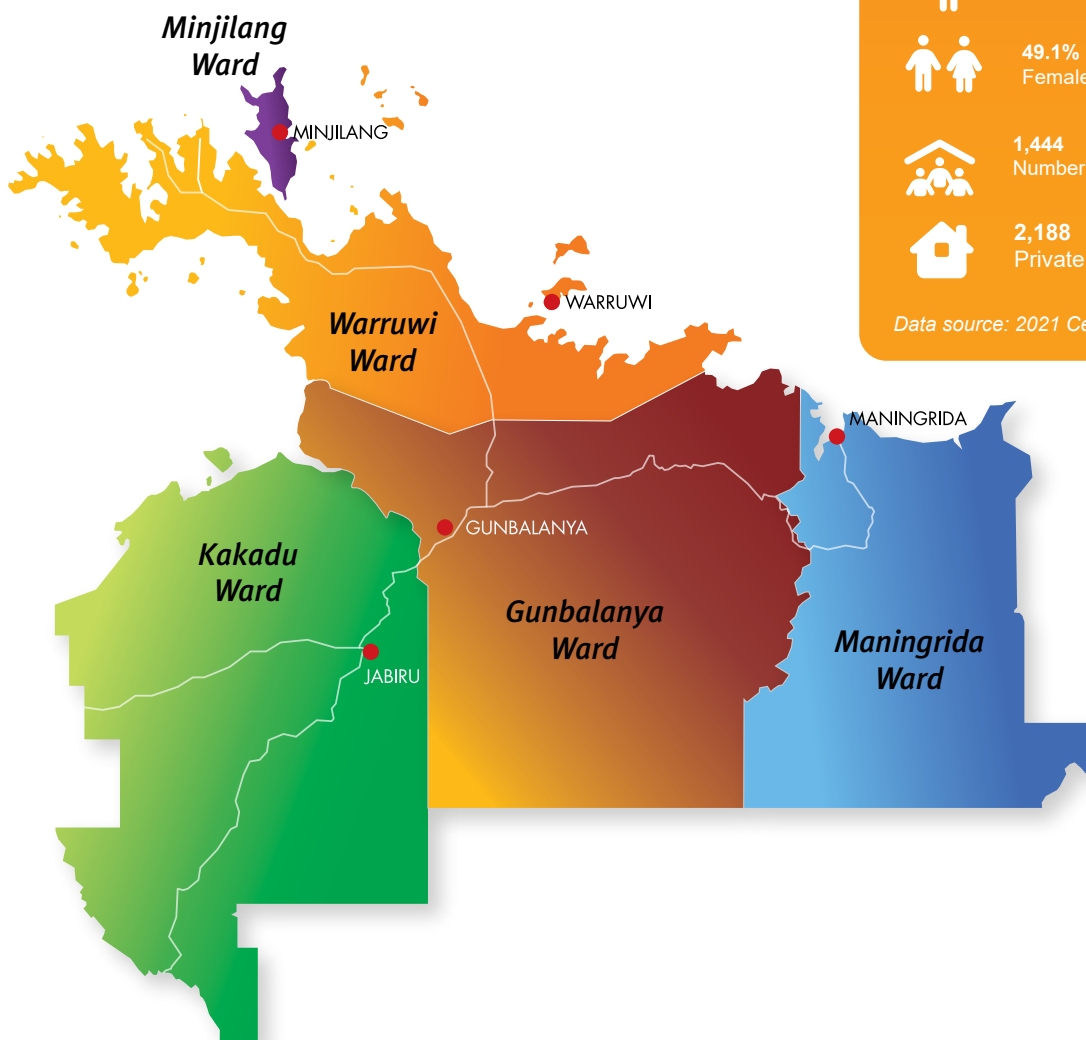
West Arnhem Regional Council plays a key role in supporting these communities through local governance, service delivery and community development. The Council is divided into five wards, represented by 12 elected members who work closely with communities to represent local priorities and guide decision-making across the region. Community voices are further strengthened through Local Authorities in Maningrida, Gunbalanya, Warruwi and Minjilang. These forums provide an important opportunity for community members to discuss local issues, help shape Council projects and ensure decisions reflect the aspirations and needs of the people who live in the region.

Together, the communities of West Arnhem are connected not only by geography, but by strong cultural ties and shared community life.



Environment and Country

The natural environment of West Arnhem is both spectacular and culturally significant. The region includes sweeping coastlines, wetlands, rivers and billabongs, as well as the rugged stone country and escarpments that form part of the Arnhem Land plateau. The region is also home to two nationally significant protected areas - Kakadu National Park and Garig Gunak Barlu National Park on the Cobourg Peninsula. Man



Regional Statistics

- 6,281** Population
- 5097 (81.1%)** Aboriginal and/ Torres Strait Islander Peoples
- 28** Medium Age
- 49.1%** Female **50.9%** Male
- 1,444** Number of Families
- 2,188** Private dwellings

Data source: 2021 Census data

Our Councillors



The Council's role is to represent, inform, and make responsible decisions for its constituency. West Arnhem Regional Council are represented by twelve Elected Members across five wards, Maningrida, Warruwi, Gunbalanya, Minjilang and Kakadu. Local Government General Elections were held in September 2025, and a Local Government Supplementary Election was held in December 2025.

GUNBALANYA WARD



**COUNCILLOR
DANIEL SIEBERT**



**COUNCILLOR
HENRY YATES**



**COUNCILLOR
RALPH MCCOY**

MANINGRIDA WARD



**MAYOR
JAMES WOODS**



**DEPUTY MAYOR
JACQUELINE PHILLIPS**



**COUNCILLOR
JOSEPH DIDDO**



**COUNCILLOR
JERMAINE NAMANURKI**

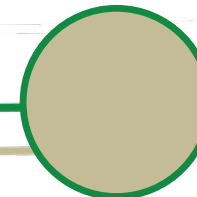
KAKADU WARD



**COUNCILLOR
MICKITJA ONUS**



**COUNCILLOR
RALPH F. BLYTH**



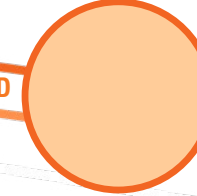
**POSITION
VACANT**

MINJILANG WARD



**COUNCILLOR
STEVEN NABALMARDA**

WARRUWI WARD



**POSITION
VACANT**

Current Council

Elected Members represent not only their individual Wards but also the West Arnhem region at Ordinary Council Meetings. They also act on behalf of Council at Local Authority Meetings and the Kakadu Ward Advisory Committee within their respective Wards.

In addition, Council appoint Elected Members to the Finance, Risk Management and Audit formal committees of Council and the Chief Executive Officer Employment and Remuneration Advisory Panel.

Elected Members represent Council at Local Government Association of the Northern Territory General Meetings and on various external committees.

MANINGRIDA WARD

Name	Title	Start date	Basis of office
James Woods	Mayor Councillor	23 September 2025 8 September 2025	Appointed by Council Ordinary Council Member - Elected
Jacqueline Phillips	Deputy Mayor Councillor	23 September 2025 8 September 2025	Appointed by Council Ordinary Council Member - Elected
Jermaine Namanurki	Councillor	8 September 2025	Ordinary Council Member - Elected
Joseph Diddo	Councillor	8 September 2025	Ordinary Council Member - Elected

WARRUWI WARD

Name	Title	Start date	Basis of office
Vacant	Councillor	(Pending June 2026 By-Election)	Ordinary Council Member - Elected

GUNBALANYA WARD

Name	Title	Start date	Basis of office
Ralph McCoy	Councillor	8 September 2025	Ordinary Council Member - Elected
Henry Yates	Councillor	8 September 2025	Ordinary Council Member - Elected
Daniel Siebert	Councillor	15 December 2025	Ordinary Council Member - Elected

MINJILANG WARD

Name	Title	Start date	Basis of office
Steven Nabalmarada	Councillor	8 September 2025	Ordinary Council Member - Elected

KAKADU WARD

Name	Title	Start date	Basis of office
Ralph F. Blyth	Councillor	8 September 2025	Ordinary Council Member - Elected
Mickitja Onus	Councillor	8 September 2025	Ordinary Council Member - Elected
Vacant	Councillor	(Pending April 2026 By-Election)	Ordinary Council Member - Elected



Council Committees and Panel

Risk Management and Audit Committee

The Risk Management and Audit Committee is an advisory Committee formed in line with section 86 of the *Local Government Act 2019* that assists Council to achieve good governance by the exercising of due care, diligence and skills in relations to Internal and External Control of Audits and Reporting. The Risk Management and Audit Committee will meet four times in 2026 - 2027.

Committee Members

Vacant (Independent Chair)
 Warren Jackson (Independent Member)
 Mayor James Woods
 Deputy Mayor Jacqueline Phillips
 Cr Ralph F. Blyth
 Cr Micketja Onus

Finance Committee

The Finance Committee is constituted as an Executive Committee with all the necessary powers to carry out Council's financial functions in line with section 83(4) of the *Local Government Act 2019*. The Finance Committee was formed to review and approve the monthly finance report in the instance that an Ordinary meeting of Council is not held each month.

Committee Members

Mayor James Woods
 Deputy Mayor Jacqueline Phillips
 Cr Ralph McCoy
 Cr Micketja Onus
 Cr Daniel Siebert

CEO Employment and Remuneration Advisory Panel

The CEO Employment and Remuneration Advisory Panel was re-established in 2024.

The Panel is an advisory panel that assists Council to fulfil its responsibilities relating to the CEO's employment as required under part 9.1 of the *Local Government Act 2019* and Guideline 2: Appointing a CEO. The panel is responsible for ensuring that comprehensive principles of human resource management are applied to the employment of the CEO, and to provide advice to Council on matters relating to the CEO recruitment, performance, professional development, remuneration and conditions of employment.

Panel Members

Mayor James Woods
 Cr Ralph McCoy
 Cr Ralph F. Blyth
 John Oberhardt (Independent Member)

Kakadu Ward Advisory Committee

West Arnhem Regional Council established a Kakadu Ward Advisory Committee, pursuant to Part 5.3 of the *Local Government Act 2019*, as a key component of Council's governance framework. The Committee is an independent advisory body formed to strengthen relationships between Council, its staff and the residents of Kakadu by recommendations on improving Council's operations within the Kakadu Ward.

Committee Members

Mayor James Woods
 Deputy Mayor Jacqueline Phillips
 Cr Micketja Onus (Chair)
 Cr Ralph F. Blyth
 Cr (Vacant)



Local Authorities

Local Authorities play a critical role by providing Council with informed recommendations and feedback from the West Arnhem communities.

The region has four Local Authorities, and each has a minimum representation of six appointed members who reside in the community.

The Local Authorities were dissolved by Council in August 2025 in line with the Northern Territory Local Government General Elections and nominations were called and Community Members were appointed at the first Ordinary Council Meeting.

For the 2026-2027 year, each Local Authority is required to meet four times.

Maningrida Local Authority		
Name	Date of Appointment	Council Member / Community Member
Sharon Hayes	23 September 2025	Community Member
Monica Wilton	23 September 2025	Community Member
Shane Namanurki	23 September 2025	Community Member
Joyce Bohme	23 September 2025	Community Member
Garth Doolan	23 September 2025	Community Member
Marlene Kernan	23 September 2025	Community Member
Vacant		Community Member
James Woods	23 September 2025	Mayor / Ward Council Member / ex-officio
Jacqueline Phillips	23 September 2025	Deputy Mayor / Ward Council Member
Jermaine Namanurki	23 September 2025	Ward Council Member
Joseph Diddo	23 September 2025	Ward Council Member
Warruwi Local Authority		
Name	Date of Appointment	Council Member / Community Member
Jason Mayinaj	23 September 2025	Community Member
Jamie Milpurr	23 September 2025	Community Member
Misman Kris	23 September 2025	Community Member
Nicholas Hunter	23 September 2025	Community Member
Richard Nawirr	23 September 2025	Community Member
Renfred Manmurulu	23 September 2025	Community Member
Ida Waianga	28 January 2026	Community Member
James Woods	23 September 2025	Mayor / ex-officio
Vacant		Ward Council Member

Gunbalanya Local Authority		
Name	Date of Appointment	Council Member / Community Member
Andy Garnarradj	23 September 2025	Community Member
Evonne Gumurdul	23 September 2025	Community Member
Kenneth Mangiru	23 September 2025	Community Member
Maxwell Garnarradj	23 September 2025	Community Member
Ishmael Wurramara	23 September 2025	Community Member
Kerry Manakgu	23 September 2025	Community Member
Connie Nayinggul	24 February 2026	Community Member
Tamar Nawirridj	24 February 2026	Community Member
James Woods	23 September 2025	Mayor / ex-officio
Ralph McCoy	23 September 2025	Ward Council Member
Henry Yates	23 September 2025	Ward Council Member
Daniel Siebert	15 December 2025	Ward Council Member
Minjilang Local Authority		
Name	Date of Appointment	Council Member / Community Member
Matthew Nagarbin	23 September 2025	Community Member
Shane Wauchope	23 September 2025	Community Member
Charles Yirrawala	23 September 2025	Community Member
Clint Wauchope	23 September 2025	Community Member
Josephine Cooper	23 September 2025	Community Member
Vacant		Community Member
James Woods	23 September 2025	Mayor / ex-officio
Steven Nabalmarda	23 September 2025	Ward Council Member



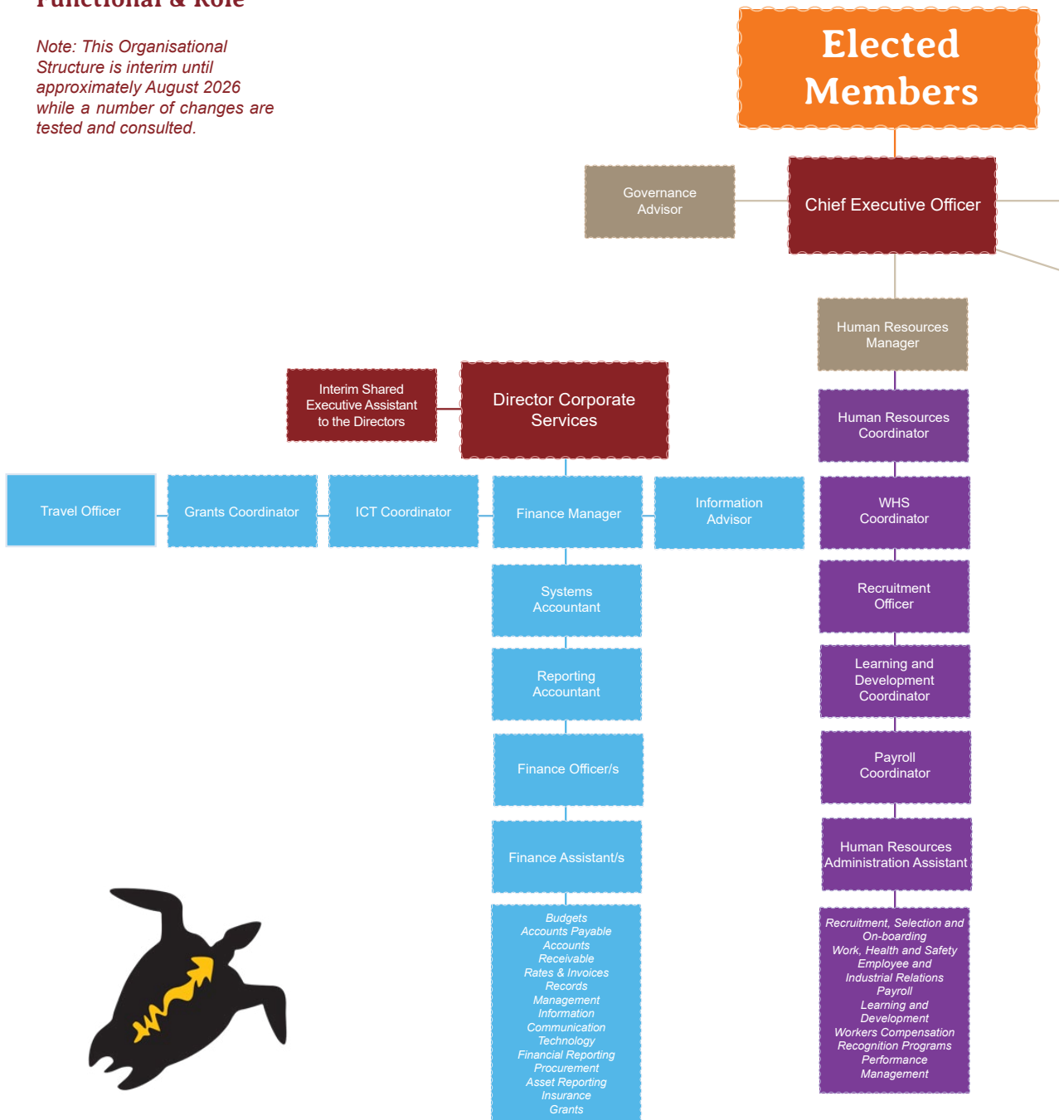
The Minjilang Local Authority,
Elected Members and Council staff
in March 2026.

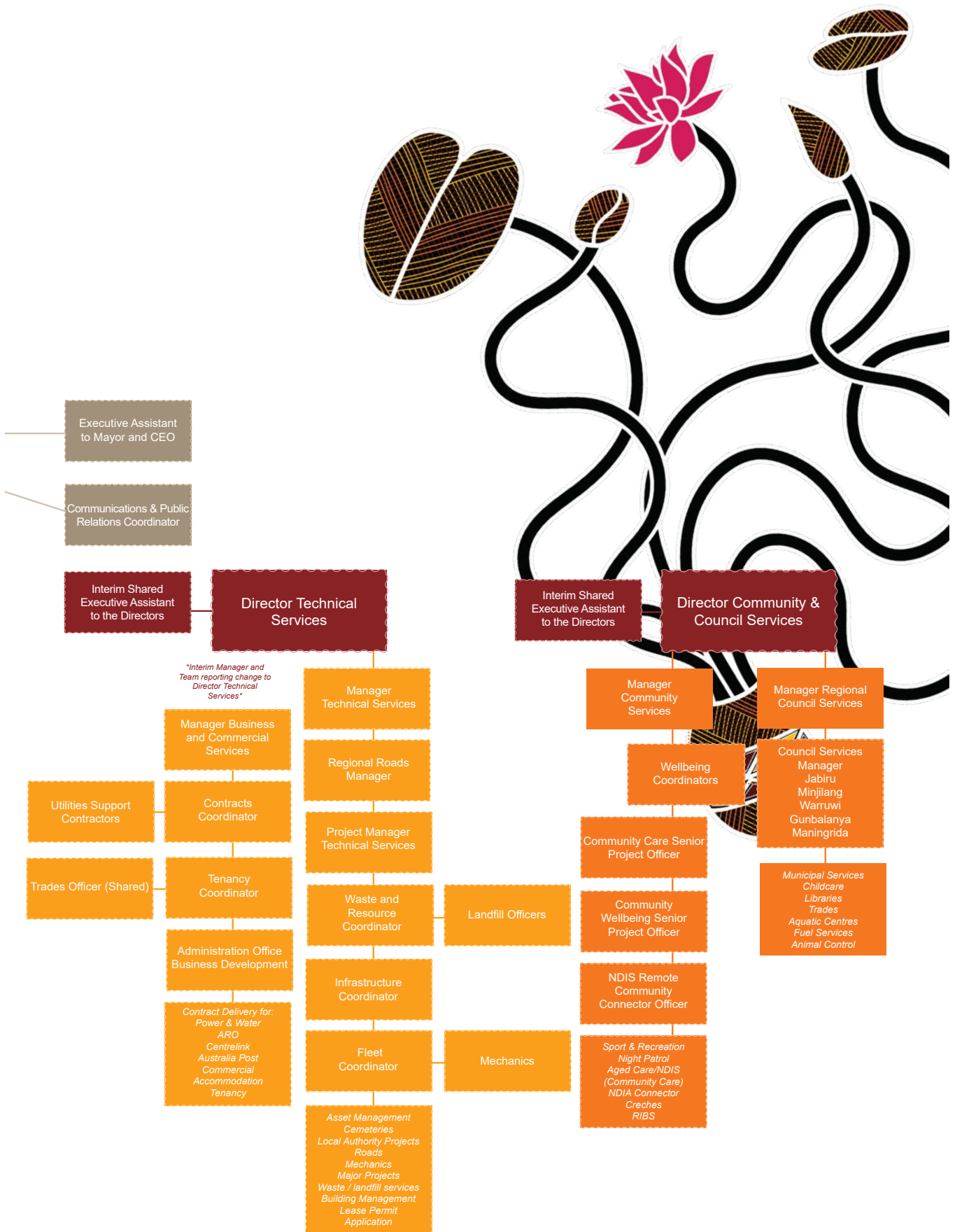
Our Organisation



Functional & Role


Note: This Organisational Structure is interim until approximately August 2026 while a number of changes are tested and consulted.







Strategic Plan



Warruwi Culture Camp held at Bottle Rock in August 2025.



The Strategic Plan Journey

West Arnhem Regional Council conducts an annual review of its Strategic Plan, which is delivered through six key Pillars within the Regional Plan:

Pillar 1: Partnerships, Relationships, and Belonging

Pillar 2: Increased Local Indigenous Employment

Pillar 3: Safety and Wellbeing

Pillar 4: Service Delivery and Built Environment

Pillar 5: Sustainability and Climate Action

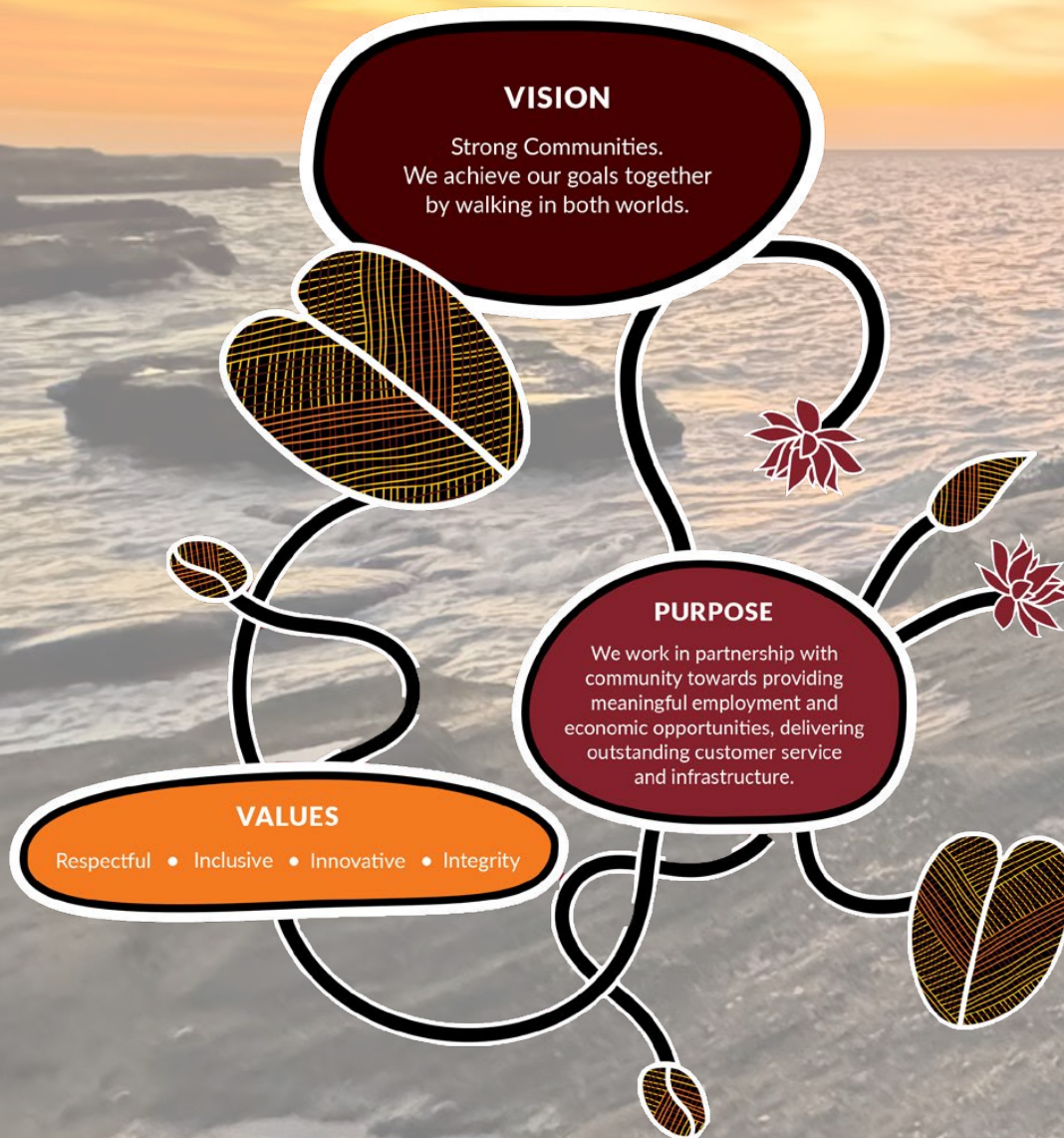
Pillar 6: Foundations of Governance

These Pillars form the foundation of Council's strategic direction, guiding decision-making and actions to support community wellbeing, effective governance, and sustainable growth.

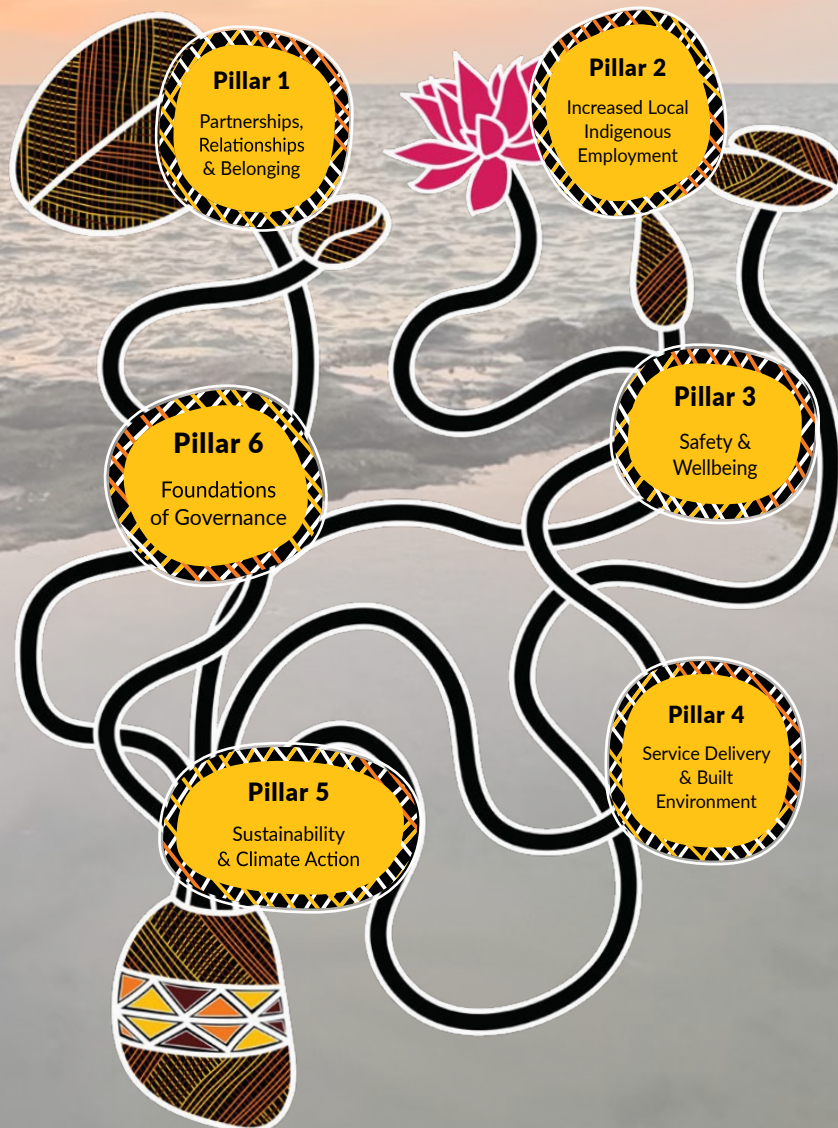
To ensure the Plan reflects current community priorities, Council undertakes annual consultation with Elected Members, Local Authorities, and the wider community to inform the development of the Plan and Budget.

For the 2026–27 Regional Plan and Budget, this included:	
First draft Budget 2026-27 presented to Council for review	24 February 2026
First draft Budget 2026-27 presented to Local Authorities for review	2-6 March 2026
Initial planning meeting with Executive and Senior Management to update the 2026–27 Strategic Plan Pillars	10 March 2026
Extensive budget reviews with senior management and executive staff	April 2026
Extensive review of Strategic Plan Pillars with executive team	23 April 2026
Draft Regional Plan and Budget 2026-27 presented to Council for review and approval to consult with communities for 21 days	11 May 2026
Draft Regional Plan and Budget 2026-27 presented to Local Authorities	11-16 May 2026
Regional Plan and Budget 2026-27 approved by Council	17 June 2026

Vision, Purpose and Values



Strategic Pillars





Service Delivery Plans

Core Service Activities

West Arnhem Regional Council is committed to delivering high-quality core services that support our vision of Strong Communities. We work to ensure services are reliable, accessible and responsive to the needs of our communities.

Our focus is on strengthening community engagement, maintaining strong and transparent governance, and delivering excellence in local government administration. By working closely with our Local Authorities and communities, we ensure local voices help guide priorities and decision-making.

Council's day-to-day operations focus on providing essential civic services, supporting environmental health and wellbeing, and maintaining and improving local infrastructure across the region.

	GUNBALANYA	JABIRU	MANINGRIDA	MINJILANG	WARRUWI
COMMUNITY ENGAGEMENT					
Public and corporate relations	✓	✓	✓	✓	✓
Customer relationship management, including complaints and responses	✓	✓	✓	✓	✓
Governance	✓	✓	✓	✓	✓
Advocacy and representation on local and regional issues	✓	✓	✓	✓	✓
LOCAL GOVERNMENT ADMINISTRATION					
Financial management	✓	✓	✓	✓	✓
Revenue growth	✓	✓	✓	✓	✓
Human resources, learning and development	✓	✓	✓	✓	✓
Records management	✓	✓	✓	✓	✓
Risk management	✓	✓	✓	✓	✓
Council planning and reporting: strategic, financial and service delivery planning and reporting	✓	✓	✓	✓	✓
IT and Communications	✓	✓	✓	✓	✓
LOCAL CIVIC SERVICES					
Library and cultural heritage service		✓			
LOCAL INFRASTRUCTURE					
Asset management	✓	✓	✓	✓	✓
Lighting for public safety	✓	✓	✓	✓	✓
Local road traffic management, maintenance, upgrading and construction	✓	✓	✓	✓	✓
Maintenance and upgrade of parks, reserves and open spaces inc. weed control	✓	✓	✓	✓	✓
Fleet, plant and equipment maintenance	✓	✓	✓	✓	✓
Maintenance and upgrade of buildings, facilities and fixed assets	✓	✓	✓	✓	✓
Swimming pools		✓	✓		
Management and administration of local laws		✓			
LOCAL ENVIRONMENT HEALTH					
Waste management	✓	✓	✓	✓	✓
Provision of sewer and water management		✓			
Provision of contract services for sewer and water management	✓		✓	✓	✓
Animal management program	✓	✓	✓	✓	✓

Commercial Service Activities

West Arnhem Regional Council delivers a range of commercial activities and services across the region, providing essential resources to communities while creating local employment opportunities. Revenue generated through these activities provides an important supplementary income stream that helps Council strengthen service delivery and support community priorities. Through these initiatives, Council contributes to local economic activity while supporting sustainable growth and long-term benefits for communities across the West Arnhem region.

	GUNBALANYA	JABIRU	MANINGRIDA	MINJILANG	WARRUWI
Long Day Care Service		✓			
Centrelink Agent Services	✓	✓		✓	✓
Airstrip Maintenance Contract	✓		✓	✓	✓
Power, Water and Sewerage Systems Contract	✓		✓	✓	✓
Post Office Agreement	✓	✓	✓	✓	✓
Manage Visitor Accommodation	✓		✓	✓	✓



Our team in Warruwi undertaking a Chainsaw and Small Equipment Maintenance course in December 2025.

Community Wellbeing Service Activities

West Arnhem Regional Council delivers a range of commercial activities and services across the region, providing essential resources to communities while creating local employment opportunities. Revenue generated through these activities provides an important supplementary income stream that helps Council strengthen service delivery and support community priorities. Through these initiatives, Council contributes to local economic activity while supporting sustainable growth and long-term benefits for communities across the West Arnhem region.

	GUNBALANYA	JABIRU	MANINGRIDA	MINJILANG	WARRUWI
AGED AND COMMUNITY CARE					
Support at Home Program	✓	✓		✓	✓
Commonwealth Home Support Programme	✓	✓		✓	✓
Indigenous Aged Care Employment Program	✓	✓		✓	✓
National Disability Insurance Scheme	✓	✓		✓	✓
CHILDREN AND YOUTH SERVICES					
Remote Sport Programme	✓	✓	✓	✓	✓
Waruwi and Minjilang Crèche				✓	✓
Outside School Hours Care					✓
Sport and Recreation	✓	✓	✓	✓	✓
COMMUNITY SAFETY AND SUPPORT					
Community Night Patrols	✓			✓	✓
CULTURE AND HERITAGE					
Deliver Indigenous Broadcasting Programme	✓		✓	✓	✓



The Waruwi Storm men's basketball team taking to the court at the Kurrung Sports Carnival in September 2025.



Major Community Projects

West Arnhem Regional Council will deliver a range of community led infrastructure projects across the region in 2026–27, in line with the objectives of this Regional Plan and Budget. Many of these projects, funded through Local Authorities and other external programs, represent significant capital investment that improves local infrastructure and supports community wellbeing.

These projects will continue to progress and, in some cases, reach completion over the 2026–27 financial year as this Regional Plan is implemented.

Local Authority Funded Projects

GUNBALANYA	MANINGRIDA	MINJILANG	WARRUWI
Project	Project	Project	Project
Install flag poles at Council Office	Installation of chilled water bubbler at Basketball Court	Install flag poles at the Council Office	Install flag poles at the Council Office
Refurbishment and rebuild 2 Community Shelters at Banyan/Arrgulukk	Fabrication Variation, Raise Height of Airport Shelter - cultural entrance/exit	WiFi for public use at the rear of the Minjilang Office/ Recreation Hall	Beautification of Warruwi - Park Setting for the 'Lookout'
Provide ablution facilities at the Billabong	Vet Program - Animal Management	Vet Program - Animal Management	2026 Culture Camp
Vet Program - Animal Management			Vet Program - Animal Management

Other Council Projects

GUNBALANYA	JABIRU	MANINGRIDA	MINJILANG
Project	Project	Project	Project
Flood Insurance Toad Hall, Laundry & damaged house	Jabiru Town Square Revitalisation	Maningrida Toilets upgrade near office	New Minjilang Cemetery
	Dog Park & Playground - Lakeside Park. Outdoor Gym - Brockman Oval		
	Town Square Public Toilet Upgrades		
	Brockman Oval Public Toilet Upgrade		
	Wayfinding Sign Upgrades		



Strategic Pillars

West Arnhem Regional Council has developed the following Strategic Plan Pillars in accordance with the *Local Government Act*. The Plan provides a clear framework to guide Council's priorities, decision-making and actions, ensuring meaningful outcomes for communities across the region.

These Pillars reflect the priorities, interests, needs and aspirations of our communities and will inform Council's approach to service delivery and long-term planning.

The Strategic Plan sets out the Council's six main pillars:

Pillar 1 - Partnerships, Relationships and Belonging

- 1.1 Community Engagement
- 1.2 Economic Partnerships
- 1.3 Communication
- 1.4 Community Events
- 1.5 Cultural Awareness Training
- 1.6 Youth Engagement

Pillar 2 - Increased Local Indigenous Employment

- 2.1 Indigenous Employment Framework
- 2.2 Traineeships and Apprenticeships
- 2.3 Policy and Procedures

Pillar 3 - Safety and Wellbeing

- 3.1 Cultural Safety
- 3.2 Health and Safety
- 3.3 Learning and Development
- 3.4 Community Service Delivery

Pillar 4 - Service Delivery and Built Environment

- 4.1 Strategic Infrastructure and Asset Management
- 4.2 Waste and Water Management
- 4.3 Local Road Management and Maintenance

Pillar 5 - Sustainability and Climate Action

- 5.1 Recycling and Waste
- 5.2 Education
- 5.3 Policy

Pillar 6 - Foundations of Governance

- 6.1 Financial Management
- 6.2 Records
- 6.3 Council and Local Authorities
- 6.4 Risk Management
- 6.5 Planning and Reporting
- 6.6 Information and Communication Technology

Pillar 1: Partnerships, Relationships and Belonging

Investing in relationships and partnerships at all levels supports and strengthens community and belonging.

We prioritise the value of partnerships and relationships as a key determinant of a happy, strong and thriving community.



Cr Mickitja Onus with CareFlight General Manager Arani Duggan at the Kakadu Triathlon in May 2025. The event raised \$16,400 for CareFlight Top End.

Goal	Strategy	Measure	Target
1.1 Community Engagement Seek out and support diverse perspectives and collaborations with community, community leaders, businesses, agencies and local service providers to enhance community life	Engage with Traditional Owners to assist local cultural events with road closures, facilities hire and/or use, provide signage and general support	In-kind support as available to assist with cultural events	Ongoing
	Attend and contribute to heads of agencies meetings	Heads of agencies meetings attended and information shared locally with teams and across the organisation	As required
	Develop and deliver well-planned, community-led sport, recreational and cultural programs within the region	Programs and initiatives are informed by the expressed needs and voices of the local people they serve and the staff who deliver them	Ongoing
	Actively seek out and develop collaborative partnerships that encourage service coordination and integration	Community meetings coordinated, informed and participated in	Ongoing

Goal	Strategy	Measure	Target
1.2 Economic Partnerships Secure increased income opportunities (grants and commercial) that create employment and/or improve community life	Develop a Commercial Business Development Plan	Review existing Business Development Strategy	December 2026
		a. Annual review of Commercial contractual obligations	
b. Annual review of commercial contracts to ensure contracts remain viable for Council			
Manage Council staff and commercial/visitor housing portfolio		c. Identify and pursue opportunities for further partnerships, income and growth	Ongoing
		a. Compliance with Residential Tenancy Act and Council policies	
		b. Completion of scheduled/ compliance-based maintenance	
		c. Annual audit of furnishings and/or required replacements	
		d. Annual audit of housing requirements – in all communities	
e. Annual review of housing contractors to ensure compliance and cost viability comparisons			

Goal	Strategy	Measure	Target
1.3 Communication Deliver dynamic communication which is culturally informed and appropriate, engaging and relevant to the interests of Council	Develop and manage Council's social media and communication channels, including the website	Minimum social media targets are met: Instagram – minimum 2 posts per month Facebook – minimum 3 posts per month LinkedIn – minimum 2 posts per month	100%
		Implement social media strategy	December 2026
	Publish <i>The Wire</i> once a fortnight	Community contribution of articles and/or photos to each edition	4
	Publish a community events and Council's schedule of meetings on the website	Website current and up-to-date community events and Council's schedule of meetings displayed	100%
	Foster an organisational culture of innovation in communication which engages staff and enhances internal communication	Staff newsletter <i>In the Loop</i> published monthly	12 per annum
		All internal requests for Council branded communication materials including calendars, posters, digital displays and social media posts are facilitated and delivered by Council Communications and Public Relations Coordinator	100%
Work with stakeholders to foster positive relationships and build effective networks locally, across the region and nationally	Stakeholder news shared through social media and communication channels on behalf of stakeholders as per request	85%	

Goal	Strategy	Measure	Target
1.4 Community Events Deliver cultural, civic and sporting events which engage and unite the community	Conduct civic events which recognise and celebrate community sentiment	Civic events held in each community hosted by Council	4 per annum
	Provide support to community organisations to deliver community-based events	In-kind support provided to community groups on request	As per budget

Goal	Strategy	Measure	Target
1.5 Cultural Training Develop increased understanding and observation of cultural protocols	Review and expand culture program	Identify and review current framework for appropriateness and identify opportunities for improvement and expansion	Ongoing
		Develop appropriate learning activities to reach all staff, contractors, consultants and volunteers	June 2027
		All new employees completed cultural training during probation	Ongoing

Goal	Strategy	Measure	Target
1.6 Youth Engagement Deliver diverse, targeted programs and events which actively empower and engage young people as valuable partners in decision-making which affects them	Design and deliver youth engagement programs in consultation with youth and community stakeholders	Youth and community consultations informed by program design and activity work plans	Ongoing
	Deliver regional planning activities with Sport and Recreation and Community Services teams and schools	Sport and Recreation and Community Services delivery well-planned, with programs reflecting the expressed needs of the community and Council's regional goals designed	Ongoing
	Plan and deliver diverse and engaging holiday programs that meet the needs and interests of all children/young people and which run for a longer period each day	Holiday programs delivered and attendance is increased in each community throughout the school holiday period, with the introduction of grant funded programs	Uplift 10%
	Promote, celebrate and report on activities and events in publications such as The Wire and social media	Photos and/or stories for publication in <i>The Wire</i> and social media provided by Sport and Recreation and Community Services teams	Minimum 2 per month



The Minjilang Eagles winning the women's basketball competition at the 2025 Kurrung Sports Carnival.

Pillar 2: Increased Local Indigenous Employment

We are committed to investing in and supporting local Indigenous employment.

We recognise the instrumental value that Indigenous staff bring to our organisation and the social force that occurs with employment opportunities.



The Warruwi Night Patrol team.

Goal	Strategy	Measure	Target
2.1 Indigenous Employment Framework Create Council Indigenous employment framework including tailored pathways to employment	Develop a Council First Nations Employment Plan	Launch the First Nations Employment Plan	December 2026
	Seek funding to support Council's First Nations Employment Plan	Funding opportunities identified and funds applied for	Ongoing
	Undertake a skills gap and training needs analysis	Results of skills and training gap analysis used to identify training needs for mandatory compliance	Ongoing

Goal	Strategy	Measure	Target
2.2 Traineeships and Apprenticeships Provide local residents opportunities to learn and obtain professional qualifications	Create a learning pathway and training into traineeships	Implemented training activities relevant to work groups	Ongoing

Goal	Strategy	Measure	Target
2.3 Policy and Procedures Research, review and develop policy to underpin and inform Council's intent and strategy to increase local Indigenous employment	Review Council recruitment processes, partnerships and systems for local people	Recruitment process recommendations implemented	Ongoing

Pillar 3: Safety and Wellbeing

As an 'Employer of Choice', we provide and promote a positive culture of safety, inclusion and respect. Our people are skilled, informed and have opportunities to grow and develop within our organisation.

Services provided to community are professional, impactful, engaging and appropriate to local needs



Work Health and Safety training with childcare educators in January 2026.

Goal	Strategy	Measure	Target
3.1 Cultural Safety Delivery of actions in the Council 'Innovate' Reconciliation Action Plan	Establish direction from Council to progress 'Innovate' Reconciliation Action Plan	Feedback is obtained from Council	November 2026

Goal	Strategy	Measure	Target
3.2 Health and Safety Staff and public safety is achieved via planning, education and training	Review and improve the safety management system to streamline Work Health and Safety (WHS) related administration processes	Implemented safety management system	June 2027
	Improve WHS culture and education that meets staff and organisational needs	WHS educational programs delivered	Ongoing
	Support the wellbeing of employees	Culturally appropriate wellness programs, support embedded into Human Resources practices, external mental health support, and wellbeing activities provided	Ongoing
	Review policies and procedures in accordance with statutory requirements	Policies and procedures continue to be reviewed in accordance with the required timelines	Ongoing

Goal	Strategy	Measure	Target
3.3 Learning and Development Deliver training and development which is effective, culturally appropriate, engaging and increases future employment opportunities and pathways	Establish a Council Learning and Development Framework	Learning and Development Framework draft created	December 2026
	Implement and continuously improve Council's performance framework, including probation and on-boarding program	Review and improve Council's induction and on-boarding program	June 2027
		Probation/annual goal and development planning with Line Manager undertaken	100%
		Performance reviews tracked and monitored by Human Resources team and completed on time by Line Managers	90%
	Foster a positive workplace culture through engagement initiatives	Improved recruitment, onboarding, training, support and engagement	Ongoing

Goal	Strategy	Measure	Target
3.4 Community Service Delivery Provision of high quality, culturally informed programs that support and enhance the safety and wellbeing of community members	Programs and services are well planned with activities and expected outcomes identified prior to delivery commencing	Activity plans are developed in consultation with local teams for each service and initiative	100%
	High quality care is provided to all recipients of community services delivered by Council	All staff are provided with opportunities to upskill via access to professional development relevant to their roles and responsibilities	Ongoing
	Service delivery is compliant with the expectations of funders and relevant legislation	Report providing recommendations on service quality and compliance improvement opportunities reviewed and delivered	100% as required
		All activities, reports and compliance tasks completed as per contractual arrangement and industry standards	100%
		Timely data/monitoring returns and funding reports delivered	100%
	Remote Indigenous Broadcasting Services supporting local Indigenous languages are provided across the region	Broadcasters are offered support and ongoing training opportunities delivered through TEABBA	100% of provided training completed
	Provide to the community well-managed and maintained library collections, including a culturally relevant library collection	Diversity audit completed and recommendations implemented	December 2026



Maningrida works crew Chainsaw and Small Equipment Maintenance course in December 2025.

Pillar 4: Service Delivery and Built Environment

We provide high quality infrastructure and service delivery that meets the unique needs of each community, creates a sense of place and contributes towards promoting a sense of pride in community.



New flood lights installed at the Jabiru Pool facility in October 2025.

Goal	Strategy	Measure	Target
4.1 Strategic Infrastructure and Asset Management Strategically manage, maintain and enhance community infrastructure	Develop and manage a comprehensive Asset Management Plan	Comprehensive Asset Management Plan completed	June 2027
	Continue community consultations on the establishment of gazetted cemetery for Gunbalanya	Community consultations on the establishment of gazetted cemetery for Gunbalanya	December 2026
	Ensure community swimming pools operate according to community needs and all legislative and work health and safety requirements	Annually review opening hours to meet community needs	100%
		Staff employed to meet supervision ratios and advised cultural needs	100%
	Operational procedures are adhered to and reviewed as required	100%	

Goal	Strategy	Measure	Target
4.2 Waste and Water Management Deliver environmentally and economically sound solid waste, water and sewerage services	Provide appropriate domestic waste collection in each community	Suitable waste collection is provided	Ongoing
	Work with other government and commercial entities in order to plan for long term waste disposal needs	Northern Territory Local Government Association liaised and collaborated with on advocacy initiatives and waste strategies	Ongoing
		Engage with Product Stewardship Schemes to facilitate access to national resource recovery schemes	
		Engage with Waste and Recycling Industry NT (WRI NT) to provide access to a range of resource recovery opportunities	
Adhere to water and sewerage operations and maintenance schedules for Jabiru	Exceed legislated standards for potable water testing	100% Fortnightly testing	

Goal	Strategy	Measure	Target
4.3 Local Road Management and Maintenance Tactically monitor, maintain and manage Council gazetted roads and community safety via traffic management	Develop and schedule yearly road, footpath and stormwater repairs and maintenance programs for each community which: a. determines a road maintenance schedule for the course of the year b. determines grading frequency of internal access roads c. schedules hazard identification and road condition reports (actions and frequency) d. schedules footpath and stormwater inspections	Deliver yearly road, footpath and stormwater repairs and maintenance delivered as per schedule with records maintained for each community in Council's records management system - currently 'Magiq'	Ongoing
		Develop and implement roads reseal plan	December 2026
	Continually monitor and carry out minor road repairs	Roads monitored and minor repairs completed as required	Ongoing

Pillar 5: Sustainability and Climate Action

Leading by example, we commit to developing a culture of sustainable practice.

We recognise and champion the importance of safe guarding our environment for future generations by working collectively with community, private enterprises and all tiers of government.



Our crew carrying out road works on Minjilang Airport Road.

Goal	Strategy	Measure	Target
5.1 Recycling and Waste Develop recycling and waste initiatives which protect and preserve community natural resources and the local environment	Annual review of the Reduce, Reuse Recycle 2024-2034 Strategy	Review completed	June 2027
	Continue pre-cyclone community waste collections	Pre-cyclone waste collections held twice yearly as per published schedule	100%
	Implement better practice at established landfill sites	Improved compliance with environmental legislation	Ongoing
	Engage with community to raise awareness of responsible waste management	Keep Australia Beautiful and local schools collaborated with and Clean up Australia Day, Tidy Towns campaign and eco schools program participated in Reduced incidents of burning of waste materials Improved usage of sorting bays	Ongoing

Goal	Strategy	Measure	Target
5.2 Education Develop and deliver locally relevant education initiatives on sustainability and climate impacts across multiple mediums and platforms	Engage with local schools to develop age and locally appropriate educational resources. Facilitate relationships between businesses, community leaders and youth with a focus on conserving natural resources	Keep Australia Beautiful and local schools collaborated with and Clean up Australia Day, Tidy Towns campaign and eco schools program participated in	Ongoing
		Education campaign collateral created and displayed in community and schools	
		Community-appropriate collaborative materials, initiatives and messages developed and promoted via community noticeboards and social media	

Goal	Strategy	Measure	Target
5.3 Policy Devise and implement a Sustainability and Climate Action Policy	Research and develop Council Environment and Sustainability Management Strategy and Policy	Environment and Sustainability Management Strategy and Policy completed	June 2027

Pillar 6: Foundations of Governance

Integrity is at the heart of everything we do. We are leaders of best practice and excellence in governance, advocacy, consultation and administration.

Our processes, procedures and policies are ethical and transparent.



CEO Katharine Murray, Minister Steven Edgington
MLA, Mayor James Woods and Utilities Support
Contract Operator Sid Mitchell in Maningrida.

Goal	Strategy	Measure	Target
6.1 Financial Management Provision of strong financial management and leadership which ensures long term sustainability and growth	Develop and implement a financially sustainable practices	Practices reviewed, improved and implemented	100%
	Manage Council-funded projects to maintain a positive working capital ratio	Positive working capital ratio	Minimum ratio 1:1

Goal	Strategy	Measure	Target
6.2 Records Delivery of information management processes which support efficient and transparent administration	Maintain records management system which includes archiving	Maintaining the system and archiving records	100%

Goal	Strategy	Measure	Target
6.3 Council and Local Authorities Excellence in governance, consultation administration and representation	Ensure capacity for customer relationship management, including mechanisms for feedback on service delivery	Complaints and positive feedback reported to the administration, acknowledge and addressed as required	Ongoing
	Enable community members to participate in local decision-making by ensuring that information is available to access the Council meetings	Community Rooms made available for public to view meetings. Publish on community notice boards meetings, dates times and venue for public to attend and watch within community	100%
	Establish formal and informal mechanisms for community consultation on key issues and input into decision-making	Community consultation on strategic plan	October 2026
	Create opportunities for Councillors and senior staff to be available to community members to discuss Council decisions, programs and projects, either informally or through community meetings	Local Authority Meetings attended by at least one relevant Councillor and at least one Senior Manager	100%
	Ensure advocacy and representation of Council interests through government, the private sector and the media	Advocacy framework, strategy and communication plan developed	February 2027
	Create an advocacy framework, strategy and communication plan in consultation with Councillors		

Goal	Strategy	Measure	Target
6.4 Risk Management The monitoring and minimisation of risks associated with the operations of Council	Facilitate the Risk Management and Audit Committee meetings	Quarterly meetings held	100%
	Review insurance covers to get the best economic coverage	Annual insurance renewals met	100%

Goal	Strategy	Measure	Target
6.5 Planning and Reporting Robust planning and reporting that supports Council's decision-making processes	Produce Regional Plans that have been consulted and Annual Reports which show Council achievements	Regional Plan and Annual Report delivered on time and to the standards set	100%

Goal	Strategy	Measure	Target
6.6 Information and Communication Technology (ICT) Effective and innovative information technology solutions which maximise service delivery and support Council's operations	Plan and deliver the best available ICT for Council staff to use	Maintain ICT Strategic Plan	Ongoing



CEO Katharine Murray and Mayor James Woods meeting with Marion Scrymgour MP in Maningrida.

Framework and Assessments



Elected Member mandatory training with the Department of Housing, Local Government and Community Development in February 2026.

Assessment of Administrative and Regulatory Frameworks



West Arnhem Regional Council continues to monitor legislative changes to ensure ongoing compliance.

Ordinary Council Meetings are held every month, alternating between in person and video conferencing with the exception of August and December where a Finance Committee Meeting is held.

Kakadu Ward Advisory, Risk Management and Audit Committees are held four times a year as per the Terms of Reference.

Legislative reporting and administration support are provided to the Local Authorities meetings as per the *Local Government Act* (NT) Guidelines. Meetings are scheduled four times a year.

All meeting proceedings are in accordance and compliant with Local Government legislation.

Elected Members and Local Authority Members are paid in accordance with the Northern Territory of Australia Remuneration Tribunal Determinations.

Council policies are reviewed regularly as part of normal business practice and in line with legislation.

West Arnhem Regional Council (Jabiru Town) By-laws were introduced in 2024. Further community by-laws are being investigated.

The Local Government Association of the Northern Territory represents Councils in relation to legislative changes, ensuring they are kept regularly informed of progress.

Council has participated in the mandated compliance review conducted by the Local Government Unit of the Department of Local Government, Housing and Community Development with inspectors reviewing records relating to governance and policies, human resources and finance management. Results of the compliance review are reported to Council.

A Financial Audit Strategy is in place each year with an independent and reputable organisation compliant with the Australian Auditing Standards, Australian Accounting Standards and local government legislation.



Minister Steve Edgington MLA attending the Maningrida Local Authority Meeting in March 2026.



Cooperative Arrangements

Council has several cooperative arrangements designed to improve service delivery, and facilitate engagement with government agencies and the private sector in the development of the West Arnhem region. Over the next financial year, Council will continue to deliver services through partnerships that it has formed with various organisations.

2026-27 Cooperative Arrangements:

1. The delivery of post office services in Jabiru, Maningrida, Warruwi, Minjilang and Gunbalanya as per agreements with Australia Post.
2. The delivery of Support at Home and Commonwealth Home Support Program (CHSP) that enable clients, within the aged care sector, to live in their own homes.
3. The delivery of disability support services as a registered National Disability Insurance Agency (NDIA) provider.
4. The provision of Centrelink services in Gunbalanya, Jabiru, Minjilang and Warruwi as per an agreement with Services Australia.
5. An agreement with Power and Water Corporation to maintain power, water and sewerage systems contracts in Gunbalanya, Maningrida, Minjilang and Warruwi.
6. An agreement with the Melbourne Veterinary School to provide animal management services in Gunbalanya, Jabiru, Maningrida, Minjilang and Warruwi.
7. The maintenance of airstrip services contracts in Gunbalanya, Maningrida, Warruwi and Minjilang as per an agreement with the Department of Logistics and Infrastructure (DLI).
8. Collaborations with education institutions such as Charles Darwin University to facilitate the delivery of accredited courses to Council staff.
9. Various agreements with the Australian Government to improve the wellbeing of communities.
10. Various agreements and collaborations with the Northern Territory Government to facilitate local decision-making and deliver Elected Members training.
11. Attendance and participation of Elected Members and Council staff in the Local Government Association of the Northern Territory (LGANT).
12. Working together with the Northern Land Council (NLC), an independent statutory authority of the Commonwealth that assists Aboriginal peoples in the Top End of the Northern Territory to acquire and manage their traditional lands and seas.

Opportunities and Challenges



West Arnhem Regional Council has identified a range of key opportunities and challenges as it continues to strengthen service delivery across the region. These considerations are central to shaping Council's strategic direction, helping to ensure services are responsive, efficient, and aligned with the needs and priorities of our communities.


Opportunities

- Work with stakeholders in the private and public sectors to promote West Arnhem as a destination for ecotourism and Indigenous tourism.
- Continue to strengthen partnerships for a sustainable future whereby, Council, communities in the region and stakeholders work together to manage and protect the environment.
- Supporting the diversification of income earning opportunities for residents in the region.
- Advocate for greater investment in infrastructure in the region including reliable digital infrastructure and connectivity, all weather roads and habitable housing.
- Continue to engage with West Arnhem communities by providing opportunities for community members to participate in decision-making, and contribute to the development of Council's strategies, development plans and policies.
- Provide ongoing mentoring and training opportunities for Council staff working in all communities in the region.

Challenges

- Insufficient infrastructure such as all-weather roads and reliable telecommunication services that impede service delivery.
- The negative impact of climate change including unpredictable and decreased rainfall patterns as well as rising temperatures, and the impact that this has on infrastructure and liveability in remote communities.
- Limitations on traditional funding sources despite increasing needs in communities.

2026-27 Budget



Staff in Gunbalanya participating in a 4WD driving course in March 2026.

West Arnhem Regional Council proposes to adopt its budget for the 2026-27 year consistent with the provisions of the *Local Government Act 2019*. The following information is provided in accordance with these listed requirements.

The 2026-27 budget contains:

a) An outline of the:

i. Council's objectives for the relevant financial year; and

The objectives for the 2026-27 year are to deliver services and programs as outlined in this Regional Plan. The primary focus of the Council is to deliver Services such as providing an administration centre in each community, undertaking maintenance on council roads and parks, and the collection of residential rubbish. The Regional Plan also commits to the delivery of social programs, from Aged Care to Sports and Recreation programs, as well as commercial services.

ii. Measures the Council proposes to take, during the financial year, to achieve Council's objectives; and

The principal measure the Council will be taking in 2026-27 will be to monitor and control operating costs to ensure the Council remains financially viable and to build the quality of Council's plant and equipment fleet to better deliver services to Council's communities. To achieve this the Council will:

- Continue to dispose plant and equipment that is unreliable, expensive to maintain and beyond its useful life in favour of new, more reliable and economical to operate assets.
- Assess, monitor and manage program funding and supply agreements to deal with challenging inflationary and economic conditions impacting Council's finances.
- Endeavour to provide services to the region within Council's financial capacity by matching expenditure to income streams.
- Continue to review and manage all sections of Council operations, including Core, Commercial and Community Services with the understanding that:

o Community Service programs are fully funded by each program's funding; and

o Commercial Service activities are contributing to the operating costs of the Council.

In Council's review of the net benefit of each Commercial and Community Services activity to Council's communities, an assessment of the net income the Council receives, as a result of that work, is to be considered to ensure funding is sufficient to deliver the program to match expectations and required deliverables.

The Core Services activities are listed within the Regional Plan's Pillars with defined expectations of the activity's outputs/actions.

iii. Indicators the Council intends to use as a means of assessing its efficiency in achieving its objectives.

The 2026-27 Service Delivery Pillars list the indicators/measures the Council intends to use to assess the quality and/or effectiveness of the planned outputs/actions.

b) Estimates of revenue and expenditure for the financial year (differentiating between operating and capital expenditure); and

The attached 2026-27 budget lists the revenue and expenditure expected. In addition, a copy of Council's 2026-27 Schedule of Fees and Charges has been included in the Regional Plan. Of Council's fees and charges, the largest charge comes from the sale of water in Jabiru which is expected to be \$1.57 million followed by Jabiru sewerage of \$750,000.

c) The amount to be allocated to the development and maintenance of each class of infrastructure for the financial year: and

The below table lists the categories and amounts budgeted to be spent on Council's infrastructure in 2026-27 (this does not include Fleet or Plant and Equipment expenditure):

Category	Operating Expenditure \$	Capital Expenditure \$
Install and maintain streetlights	213,183	-
Maintain and construct council-controlled buildings and land	770,026	100,000
Manage and maintain cemeteries	56,297	-
Waste management	1,025,668	-
Operate and maintain swimming pools	743,953	-
Municipal services	1,934,896	-
Maintain staff housing	1,023,683	-
Fleet	-	544,000

d) The amount the Council proposes to raise by way of rates, and sets out the rates structure, for the financial year; and

The 2026-27 Rates and Charges to be levied as follow:

Rate or Charge	Application	Detail of the Rate or Charge	Total Expected to be Raised
General Rate	Single Residential - Jabiru	4.109 cents per dollar or minimum charge of \$1,211.00	\$2,975,722
General Rate	Residential - ALRA	2.554 cents per dollar or minimum charge of \$1,211.00	
General Rate	Multiple Residential - Jabiru	8.119 cents per dollar or minimum charge of \$1,555.00	
General Rate	Commercial - Jabiru	13.123 cents per dollar or minimum charge of \$1,950.00	
General Rate	Commercial - ALRA	3.678 cents per dollar or minimum charge of \$1,998.00	
General Rate	Commercial - Remote	1.232 cents per dollar or minimum charge of \$1,998.00	
Special Rate	Animal Management	\$172.00 per residential lot	\$193,328
Special Rate	Public Lighting	\$94.00 per residential and commercial lot	\$112,706
Charge - Garbage	Residential - Gunbalanya and Maningrida	\$780.00 x 2 collections	\$1,673,638
Charge - Garbage	Residential - Jabiru	\$897.00	
Charge - Garbage	Residential - Minjilang and Warruwi	\$1,311.00	
Charge - Garbage	Commercial	\$1,554.00	
Total			\$4,955,394

e) An assessment of the social and economic effects of its rating policies; and

Though the Council is heavily reliant on operating grants from the Northern Territory and Australian Governments the Council does have some ability to raise own-source revenue through the raising of rates and charges. In recent years the single largest ratepayer has been the NT Government (at approximately 80% of Council's rates revenue).

With changes to ERA's operation (moving from mining to rehabilitation phase) there has been a reduction of the number of rateable properties in Jabiru. From 1 July 2021, the Jabiru Town Development Authority (JTDA) leases were replaced with sub leases with Gundjeihmi Aboriginal Corporation Jabiru Town (GACJT) and some old Jabiru housing stock were demolished. However, some new rateable housing has since been built in the communities like Maningrida and Warruwi which help offset the lost rateable

properties in Jabiru. Overall, no increase in the number of rateable properties in Council's local government area is budgeted for in 2026-27.

When looking at increasing own-source revenue through the raising of rates and charges the Council is very aware of the need to be mindful of the ratepayer's capacity to pay more. This is not the case for most municipal councils as they have many more individual ratepayers; ratepayers with higher capacity to pay; and growth opportunities on the number of rateable properties.

f) The allowances for members of the Council for the financial year and the amount budgeted to cover payment of those allowances.

The amounts included in the budgets are as per the NT Government Remuneration Tribunal's Determination relevant to the 2026-27 year and are list in the below table:

a) Councillor Base and Electoral Allowances			
Allowance	Ordinary Council Member	Deputy Principal Member	Principal Member
Base Allowance	\$21,960	\$37,960	\$110,280
b) Councillor Professional Development Allowances			
PD Allowance	\$7,500		
c) Councillor Extra Meeting Allowance			
Extra Meeting / Activity Allowance of up to \$12,000 per financial year	Up to 2 hours = \$200 Between 2 and 4 hours = \$300 More than 4 hours = \$500		N/A
d) Local Authority Members			
Allowance	Ordinary Local Authority Member	Local Authority Chairman	
Allowance per Meeting	Up to 2 hours = \$200 Between 2 and 4 hours = \$300 More than 4 hours = \$400	Up to 2 hours = \$300 Between 2 and 4 hours = \$450 More than 4 hours = \$600	



Long Term Financial Plan Discussion

The budget developed for 2026-27 feeds into the Council's long-term financial plan.

The planning process is restricted by a number of unknowns regarding a range of commercial and community service-related activities and expenditure commitments agreed by former Council administration that are continuing to take time to rationalise.

Commercial and community service contracts represent a significant revenue stream for the Council in terms of charging management and administration fees. These fees assist in covering costs directly incurred in managing the associated activities and subsidise other core Council service costs that contribute to the delivery of these activities like human resources (HR) and work health and safety (WHS), finance, administration and infrastructure services. Commercial and community service activities are also expected to contribute to capital upgrades particularly Council's fleet and information communication technology (ICT).

The sustainability of the Council is dependent upon continuous long-term grant funding arrangements, that are increased in line with costs, with the Australian and Northern Territory Governments. The lack of certainty in grant funding and changes in existing commercial and agency contracts with both governments has the potential to disrupt the Council's capacity to deliver local government services to its communities.

The budget and long-term financial plan key assumptions are:

- Grant-funded services (community services) have been considered only where experience shows the funding is recurrent or where funding for the next 4 financial years has been advised by the funding body. The estimated funding has been based on the prior agreement unless the actual amount is known.
- There will be no significant adverse changes in government policies impacting the operations of the Council.
- User fees and charges will generally increase by 3.2% (February 2026 CPI for Darwin)
- Overall inflationary increases of between 2% and 5% per annum have been applied (excluding employee expenses).
- Employee expenses have increased by 3% for 2026-27 and out-years by 2.5%. The Council's EBA will nominally expire 30 June 2027.
- The repairs, maintenance, management and development of infrastructure is intended to continue at the same level as detailed in the current year budget with inflationary increases of between 2% and 5%.
- Internal income and expenses allocations have been excluded.
- There is currently no indication of significant increases in funding and, as major initiatives are wholly dependent on additional funding, no major initiatives have been included in the plan. A review of the Council's strategic plan, including the six major pillars, began in late 2025-26 and will continue into 2026-27.



Additional Funding Being Sought in 2026-27

The *Local Government Act 2019* requires the Council to adopt a balanced budget each year for the following financial year. The continuous underfunding of local governments Australia wide, particularly for regional councils where the ability to raise own source revenue is restricted, has meant some identified additional expenditure cannot be recognised and included in Council's 2026-27 budget in the first instance. Local government councils, like this Council, are finding increased operating cost are automatically absorbing any savings and CPI grant funding increases which is leaving little to no surplus to fund new identified expenditure needs.

Below is a conservative list of expenditure needs for 2026-27 which the Council will seek to fund either from external grant(s) or own source revenue, where available surplus funds are identified at the 2025-26 year end and after each half year budget review. Once a funding source is established the income and additional expenditure will be recorded in Council's budget for 2026-27 and if appropriate the outer years budgets.

Unbudgeted Expenditure Description	Amount \$	Total \$
Staff housing major refurbishment in Maningrida	170,000	
Fleet and plant replacement in Maningrida, Warruwi, Gunbalanya, Minjilang and Jabiru	300,000	
Animal management facilities in Jabiru	220,000	
Replace ICT switch equipment in each of Council's offices	250,000	
Jabiru water and sewerage infrastructure upgrades in accordance with a plan being developed **	-	
Total Unbudgeted Expenditure Requiring Funds to Action in 2026-27		940,000

** Required funding not yet quantified.

Draft - Budget and Long Term Financial Plan



	Draft Budget 2026-2027 \$	Draft Budget 2027-2028 \$	Draft Budget 2028-2029 \$	Draft Budget 2029-2030 \$
OPERATING INCOME				
Rates	3,281,756	3,511,479	3,757,283	4,020,292
Charges - Sewerage	750,797	803,353	859,587	919,759
Charges - Water	1,574,000	1,684,180	1,802,073	1,928,218
Charges - Waste	1,673,638	1,790,792	1,916,148	2,050,278
Fees and Charges	728,812	743,388	758,256	777,212
Operating Grants and Subsidies	15,174,447	15,174,447	15,202,472	15,202,472
Interest / Investment Income	170,000	174,250	177,735	182,178
Income allocation	5,861,568	5,978,799	6,098,375	6,250,835
Other income	93,509	95,379	97,287	99,719
Income Agency and Commercial Services	5,571,741	5,683,176	5,796,839	5,941,760
TOTAL OPERATING INCOME	34,880,267	35,639,243	36,466,054	37,372,723
OPERATING EXPENDITURE				
Employee Expenses	19,189,012	19,668,737	20,160,455	20,664,467
Materials and Contracts	5,756,191	5,986,438	6,112,154	6,234,397
Elected Member Allowances	454,270	467,898	481,935	496,393
Elected Member Expenses	329,319	342,492	354,479	363,341
Council Committee Allowances	7,000	7,280	7,571	7,760
Local Authority Allowances	36,305	37,757	39,268	40,249
Council Committee & LA Expenses	33,858	35,212	36,621	37,536
Depreciation, Amortisation and Impairment	5,271,438	5,271,438	5,271,438	5,271,438
Finance expenses	10,390	10,806	10,806	11,130
Travel, Freight and Accom Expenses	1,171,088	1,217,931	1,224,021	1,248,501
Fuel, utilities and communication	2,357,172	2,451,459	2,500,488	2,575,503
Other Expenses	5,117,662	5,374,232	5,498,087	5,652,070
TOTAL OPERATING EXPENDITURE	39,733,705	40,871,681	41,697,322	42,602,786
BUDGETED OPERATING SURPLUS / (DEFICIT)	(4,853,438)	(5,232,438)	(5,231,268)	(5,230,063)

	Draft Budget 2026-2027 \$	Draft Budget 2027-2028 \$	Draft Budget 2028-2029 \$	Draft Budget 2029-2030 \$
BUDGETED OPERATING SURPLUS / (DEFICIT)	(4,853,438)	(5,232,438)	(5,231,268)	(5,230,063)
Remove NON-CASH ITEMS				
Less Non-Cash Income	(5,861,568)	(5,978,799)	(6,098,375)	(6,250,835)
Add Back Non-Cash Expenses	11,133,006	11,250,237	11,369,813	11,522,273
TOTAL NON-CASH ITEMS	5,271,438	5,271,438	5,271,438	5,271,438
Less ADDITIONAL OUTFLOWS				
Capital Expenditure	(644,000)	(150,000)	(150,000)	(150,000)
Transfer to Reserves	(1,300,000)	(1,339,000)	(1,379,170)	(1,420,545)
Other Outflows	-	-	-	-
TOTAL ADDITIONAL OUTFLOWS	(1,944,000)	(1,489,000)	(1,529,170)	(1,570,545)
Add ADDITIONAL INFLOWS				
Proceeds from Sale of Assets	90,000	-	-	-
Capital Grants Income	-	-	-	-
Prior Year Carry Forward Tied Funding	-	-	-	-
Other Inflow of Funds	-	-	-	-
Transfers from Reserves	1,436,000	1,450,000	1,489,000	1,529,170
TOTAL ADDITIONAL INFLOWS	1,526,000	1,450,000	1,489,000	1,529,170
NET BUDGETED OPERATING POSITION SURPLUS / (DEFICIT)	-	-	-	-

Draft - Capital Expenditure and Funding



By class of infrastructure, property, plant and equipment.

CAPITAL EXPENDITURE	Draft Budget 2026-2027 \$	Draft Budget 2027-2028 \$	Draft Budget 2028-2029 \$	Draft Budget 2029-2030 \$
Buildings	-	-	-	-
Furniture, Fittings and Office Equipment	-	-	-	-
Infrastructure	100,000	-	-	-
Plant	-	-	-	-
Vehicles	544,000	150,000	150,000	150,000
TOTAL CAPITAL EXPENDITURE	644,000	150,000	150,000	150,000
TOTAL CAPITAL EXPENDITURE FUNDED BY:				
Operating income (amount allocated to fund capital items)	354,000	150,000	150,000	150,000
Capital Grants	-	-	-	-
Transfers from Capital and Fleet Reserves	200,000	-	-	-
Proceeds from Sale of Assets	90,000	-	-	-
TOTAL CAPITAL EXPENDITURE FUNDING	(644,000)	(150,000)	(150,000)	(150,000)

Draft - Budget by Planned Major Capital Works



Class of Assets	By Major Capital Project**	Total Prior Year(s) Actuals	Draft Budget 2026-2027	Draft Budget 2027-2028	Draft Budget 2028-2029	Draft Budget 2029-2030	Total Planned Budget \$ (F = A+B+C+D+E)	Expected Project Completion Date
		\$ (A)	\$ (B)	\$ (C)	\$ (D)	\$ (E)		
Infrastructure	Upgrade Fuel Tank at Minjilang	200,000	100,000	-	-	-	300,000	31/12/2026
Infrastructure	Maintain and Upgrade Street Lighting	102,000	112,706	120,595	129,037	138,070	602,408	On-going
Fleet	Replace Fleet	-	544,000	150,000	150,000	150,000	994,000	On-going
	Total		756,706	270,595	279,037	288,070	1,896,408	

**The Council, by resolution, adopted a minimum reporting threshold of \$150,000.00

Draft - Local Authority Area Budget for 2026-27



LOCAL AUTHORITY BUDGET COMPARISON	Region		Gunbalanya		Jabiru		Maningrida		Minjilang		Warruwi		Total Annual Budget	
	Final Revised Budget Approved** 2025-2026 \$	Draft Budget 2026-2027 \$	Final Revised Budget Approved** 2025-2026 \$	Draft Budget 2026-2027 \$	Final Revised Budget Approved** 2025-2026 \$	Draft Budget 2026-2027 \$	Final Revised Budget Approved** 2025-2026 \$	Draft Budget 2026-2027 \$	Final Revised Budget Approved** 2025-2026 \$	Draft Budget 2026-2027 \$	Final Revised Budget Approved** 2025-2026 \$	Draft Budget 2026-2027 \$	Final Revised Budget Approved** 2025-2026 \$	Draft Budget 2026-2027 \$
OPERATING INCOME														
Rates	-	-	444,759	490,250	1,597,700	1,767,465	745,413	814,063	73,292	85,269	118,237	124,709	2,979,401	3,281,756
Charges - Sewerage	-	-	-	-	750,797	750,797	-	-	-	-	-	-	750,797	750,797
Charges - Water	-	-	-	-	1,674,000	1,574,000	-	-	-	-	-	-	1,674,000	1,574,000
Charges - Waste	-	-	390,622	396,390	303,185	336,612	735,252	750,568	67,857	74,643	106,664	115,425	1,603,580	1,673,638
Fees and Charges	197,300	197,300	22,000	10,000	385,544	385,544	82,942	100,422	15,150	13,150	32,750	22,396	735,686	728,812
Operating Grants and Subsidies	12,280,397	11,698,966	1,128,919	686,547	541,650	415,430	1,254,613	755,121	1,051,523	856,961	1,369,962	761,421	17,627,064	15,174,447
Interest / Investment Income	160,000	170,000	-	-	-	-	-	-	-	-	-	-	160,000	170,000
Income allocation	6,005,703	5,475,093	171,321	107,678	64,010	60,796	106,221	93,095	94,159	97,220	28,886	27,686	6,470,299	5,861,568
Other income	84,507	47,009	103,268	16,500	138,862	2,500	20,000	15,000	8,500	7,000	5,500	5,500	360,637	93,509
Income Agency and Commercial Services	220,015	344,609	1,534,266	1,400,303	1,465,473	1,217,070	1,632,866	1,065,505	855,287	809,655	795,613	734,599	6,503,520	5,571,741
TOTAL OPERATING INCOME	18,947,921	17,932,977	3,795,155	3,107,668	6,921,221	6,510,214	4,577,307	3,593,774	2,165,768	1,943,898	2,457,612	1,791,736	38,864,983	34,880,267
OPERATING EXPENDITURE														
Employee Expenses	6,657,612	6,772,280	2,254,639	2,370,514	3,639,572	3,849,628	2,307,736	2,530,205	1,474,726	1,792,574	1,895,094	1,873,811	18,229,379	19,189,012
Materials and Contracts	1,913,522	1,206,177	1,323,235	930,233	1,843,483	1,750,138	1,563,726	1,075,229	508,708	404,264	769,772	390,151	7,922,446	5,756,191
Elected Member Allowances	402,120	454,270	-	-	-	-	-	-	-	-	-	-	402,120	454,270
Elected Member Expenses	289,119	329,319	-	-	-	-	-	-	-	-	-	-	289,119	329,319
Council Committee	7,000	7,000	-	-	-	-	-	-	-	-	-	-	7,000	7,000
Local Authority Allowances	-	-	14,900	14,900	-	-	6,000	6,000	6,205	6,205	9,200	9,200	36,305	36,305
Council Committee & LA Expenses	-	-	4,000	4,000	10,175	10,175	8,000	8,000	8,600	8,600	3,083	3,083	33,858	33,858
Depreciation, Amortisation and Impairment	5,271,438	5,271,438	-	-	-	-	-	-	-	-	-	-	5,271,438	5,271,438
Finance expenses	4,100	4,100	1,270	1,270	1,770	1,770	1,050	1,050	1,400	1,400	800	800	10,390	10,390
Travel, Freight and Accom Expenses	503,589	456,307	142,323	144,254	69,489	75,568	207,430	188,079	199,580	181,458	160,555	125,422	1,282,966	1,171,088
Fuel, utilities and communication	491,042	575,421	355,599	344,269	591,112	577,829	373,368	366,849	306,315	306,588	201,397	186,216	2,318,833	2,357,172
Other Expenses	3,970,027	2,489,786	578,758	545,623	947,980	770,818	923,565	590,343	447,085	381,755	430,242	339,337	7,297,656	5,117,662
TOTAL OPERATING EXPENDITURE	19,509,568	17,566,098	4,674,724	4,355,063	7,103,581	7,035,926	5,390,875	4,765,755	2,952,620	3,082,844	3,470,143	2,928,020	43,101,511	39,733,705
BUDGETED OPERATING SURPLUS / (DEFICIT)	(561,647)	366,879	(879,569)	(1,247,394)	(182,360)	(525,712)	(813,568)	(1,171,981)	(786,852)	(1,138,946)	(1,012,531)	(1,136,284)	(4,236,528)	(4,853,438)

58

**OCM79/2026(25/02/2026)

LOCAL AUTHORITY BUDGET COMPARISON	Region		Gunbalanya		Jabiru		Maningrida		Minjilang		Warruwi		Total Annual Budget	
	Final Revised Budget Approved** 2025-2026 \$	Draft Budget 2026-2027 \$	Final Revised Budget Approved** 2025-2026 \$	Draft Budget 2026-2027 \$	Final Revised Budget Approved** 2025-2026 \$	Draft Budget 2026-2027 \$	Final Revised Budget Approved** 2025-2026 \$	Draft Budget 2026-2027 \$	Final Revised Budget Approved** 2025-2026 \$	Draft Budget 2026-2027 \$	Final Revised Budget Approved** 2025-2026 \$	Draft Budget 2026-2027 \$	Final Revised Budget Approved** 2025-2026 \$	Draft Budget 2026-2027 \$
BUDGETED OPERATING SURPLUS / (DEFICIT)	(561,647)	366,879	(879,569)	(1,247,394)	(182,360)	(525,712)	(813,568)	(1,171,981)	(786,852)	(1,138,946)	(1,012,531)	(1,136,284)	(4,236,528)	(4,853,438)
Remove NON-CASH ITEMS														
Less Non-Cash Income	(6,470,299)	(5,861,568)	-	-	-	-	-	-	-	-	-	-	(6,470,299)	(5,861,568)
Add Back Non-Cash Expenses	11,741,737	11,133,006	-	-	-	-	-	-	-	-	-	-	11,741,737	11,133,006
TOTAL NON-CASH ITEMS	5,271,438	5,271,438	-	-	-	-	-	-	-	-	-	-	5,271,438	5,271,438
Less ADDITIONAL OUTFLOWS														
Capital Expenditure	(6,302,413)	(644,000)	-	-	-	-	-	-	-	-	-	-	(6,302,413)	(644,000)
Transfer to Reserves	(1,489,500)	(1,300,000)	-	-	-	-	-	-	-	-	-	-	(1,489,500)	(1,300,000)
Other Outflows	(1,400,000)	-	-	-	-	-	-	-	-	-	-	-	(1,400,000)	-
TOTAL ADDITIONAL OUTFLOWS	(9,191,913)	(1,944,000)	-	-	-	-	-	-	-	-	-	-	(9,191,913)	(1,944,000)
Add ADDITIONAL INFLOWS														
Proceeds from Sale of Assets	90,000	90,000	-	-	-	-	-	-	-	-	-	-	90,000	90,000
Capital Grants Income	-	-	-	-	-	-	-	-	-	-	-	-	-	-
Prior Year Carry Forward Tied Funding	5,031,013	-	-	-	-	-	-	-	-	-	-	-	5,031,013	-
Other Inflow of Funds	1,489,500	-	-	-	-	-	-	-	-	-	-	-	1,489,500	-
Transfers from Reserves	1,546,489	1,436,000	-	-	-	-	-	-	-	-	-	-	1,546,489	1,436,000
TOTAL ADDITIONAL INFLOWS	8,157,002	1,526,000	-	-	-	-	-	-	-	-	-	-	8,157,002	1,526,000
NET BUDGETED OPERATING POSITION SURPLUS / (DEFICIT)	3,674,880	5,220,317	(879,569)	(1,247,394)	(182,360)	(525,712)	(813,568)	(1,171,981)	(786,852)	(1,138,946)	(1,012,531)	(1,136,284)	-	-

**OCM79/2026(25/02/2026)



Schedule of Fees and Charges 2026-27

The following fees and charges apply to all Service Delivery Centres unless otherwise stated.
A 10% discount can be provided to Pensioners upon appropriate documentation being shown.

DESCRIPTION	QUANTITY	FEES & CHARGES \$ (GST inc.)
AFTER HOURS CALL OUT / SERVICE FEE		
<i>This call out fee applies to any service provided outside of Council's business hours</i>		
Call out charge	Each	435.00
GENERAL ADMINISTRATION		
Laminating (A4 and A5)	Each	6.00
Laminating (Credit card size)	Each	5.00
Printing & Photocopying (A4, Black and White)	Per page	1.00
Printing & Photocopying (A4, Colour)	Per page	3.00
Printing and Photocopying (A3, Black and White)	Per page	2.00
Printing and Photocopying (A3, Colour)	Per page	6.00
Scanning (max A3)	Per page	1.00
Faxing	Per transaction	3.50
Binding (1-50 double sided pages)	Per document	13.00
Binding (51+ double sided pages)	Per document	20.00
Key Cutting (including blank key)	Each	10.00
REPORTS / POLICIES / APPLICATIONS		
Annual Report	Each	72.00
Regional Plan	Each	50.00
Copy of policies / by-laws / documents	Per double sided page	1.00
Freedom of Information Search (through Jabiru Office only):		
Personal Information		
- Application Fee	Each	Free
- Supervising Examination of Information beyond 2 Hours	First two hours free then set fee	25.00
Non-Personal Information		
- Application Fee	Each	25.00
- Search Fee	Per hour	25.00
- Consideration of Application	Per hour	25.00
- Supervising Examination of Information	Per hour	25.00
TOWN HALL, MEETING / TRAINING ROOMS		
Meeting room	Up to 4 hours	350.00
Meeting room	Full day (office hours only)	485.00
Meeting room Bond (ad hoc users only)	Per use	140.00
Town Hall (Jabiru) - Hall only	Up to 4 hours	200.00
Town Hall (Jabiru) - Hall and toilets	Up to 4 hours	340.00
Town Hall (Jabiru) - Hall, toilets and kitchen	Up to 4 hours	470.00
Town Hall (Jabiru) - Bond	Per use	640.00
Town Hall (Jabiru) - Cleaning Hall only	Per use (if not cleaned by user)	210.00
Town Hall (Jabiru) - Cleaning fee - Hall and toilets	Per use (if not cleaned by user)	290.00
Town Hall (Jabiru) - Cleaning fee - Hall, toilets and kitchen	Per use (if not cleaned by user)	380.00
Video Conferencing facilities	Per hour (min. 1 hr.)	190.00
Video Conferencing facilities	1/2 Day (max 3 hrs.)	520.00
Teleconference facilities	Per hour (min. 1 hr.)	125.00

DESCRIPTION	QUANTITY	FEES & CHARGES \$ (GST inc.)
PORTABLE ASSETS		
Chairs (Non-meeting room use)	Per chair/day	4.00
Tables (Non-meeting room use)	Per table/day	5.00
Tables & chairs Bond	Per use	130.00
Portable whiteboard or screen	Per hour, min 1 hr.	30.00
Portable whiteboard or screen (Bond)	Per use	70.00
Portable PA Sound System	Per Day	40.00
Portable PA Sound System (Bond)	Per use	40.00
ADVERTISING RATES – The Wire		
Full page (Black and white)	Per advert/notice	210.00
Full page (Colour)	Per advert/notice	260.00
Half page (Black and white)	Per advert/notice	120.00
Half page (Colour)	Per advert/notice	160.00
Up to, and including Quarter page (Black and white)	Per advert/notice	95.00
Up to, Quarter page (Colour)	Per advert/notice	105.00
Insert (Black and white)	Per advert/notice	250.00
Insert (Colour)	Per advert/notice	340.00
Insert (Self prepared)	Per advert/notice	180.00
Electronic Edition Ad (full page with hyperlink)	Per advert/notice	95.00
LIBRARY (JABIRU ONLY)		
Used Paper backs	Each	5.00
Used Hardcover books	Each	7.00
Overdue notice (first notice)	Per book	3.00
Overdue notice (second notice)	Per book	9.00
Overdue notice (third notice)	Per item	Replacement cost
Overdue notice administration fee	Per notice	7.00
WI-FI BYO device	N/A	Free
Internet/Email (non-library members)	20 minutes	3.00
Internet/Email (non-library members)	40 minutes	5.00
Internet/Email (non-library members)	1 hour	7.00
Printing A4 B/W	Per page	1.00
Printing A4 Colour	Per page	3.00
FUNERAL PLOTS (JABIRU ONLY)		
Funeral plots (includes opening and closing of grave)	Each	1,200.00
CONTROL OF DOG BY-LAWS (JABIRU ONLY)		
Registration of Entire Dog (without microchip) – Jul to Dec	Per dog per financial year	80.00
Registration of Entire Dog (without microchip) – Jan to Jun*	Per dog per financial year	40.00
Registration of Entire Dog (with microchip) – Jul to Dec	Per dog per financial year	65.00

DESCRIPTION	QUANTITY	FEES & CHARGES \$ (GST inc.)
Registration of Entire Dog (with microchip) – Jan to Jun*	Per dog per financial year	35.00
Registration of De-sexed Dog (without microchip) – Jul to Dec	Per dog per financial year	40.00
Registration of De-sexed Dog (without microchip) – Jan to Jun*	Per dog per financial year	20.00
Registration of De-sexed Dog (with microchip) – Jul to Dec	Per dog per financial year	25.00
Registration of De-sexed Dog (with microchip) – Jan to Jun *	Per dog per financial year	15.00
Registration of a Dog trained for the Blind or Hearing Impaired	Per dog	Free
Tag replacement fee	Per tag	15.00
Release fee (includes first day charge)	Per instance	135.00
Pound charge	Per day (after day one)	70.00
Additional Release Fee (out of business hours – by prior arrangement only)	Per instance (refer call out fee)	425.00
*Option available only for new dog registrations made between January and June 2027		
PARKS, ROADS AND PUBLIC AREAS		
Stallholders permit (Jabiru only)	Per stall	40.00
Hire of Sport oval - individual residents	Per use	Free
Hire of Sport oval - organisations	Per event (max 8 hours)	160.00
Use of lights	Per hour	15.00
Sign Permit Fee (Jabiru Only)	Annual	90.00
Road Work Permits	Per permit	130.00
STAFF / LABOUR		
<i>After hours services will be charged at a 50% rate increase for weekdays after 4:30 PM and 100% rate increase for weekends. Driver (without specialist licence) only to be charged when hiring out Utility Vehicle.</i>		
Site Supervisor	Per hour, minimum 1 hour	190.00
Administration Assistant	Per hour, minimum 1 hour	110.00
Trade person (plumbing, electrical, painter etc.)	Per hour, minimum 1 hour	160.00
Trade assistant	Per hour, minimum 1 hour	105.00
Driver (without specialist licence)	Per hour, minimum 1 hour	105.00
Plant Operator	Per hour, minimum 1 hour	165.00
Pool Life Guard (outside of operational hours)	Per hour, minimum 3 hours	190.00
Cleaner	Per hour, minimum 1 hour	105.00
AIRPORT PICK UPS		
<i>Each way – collection from airport to community or return to airport only</i>		
Minjilang	Each way	80.00
All other communities	Each way	60.00

DESCRIPTION	QUANTITY	FEES & CHARGES \$ (GST inc.)
ACCOMMODATION		
Guest house room / contractors quarters / bed in dorm room	Per person/night	195.00
Guest house room / contractors quarters / bed in dorm room	Per week (Monday to Sunday)	1,050.00
Self-contained Cabin / Unit	Per cabin/night	220.00
Self-contained Cabin / Unit	Per week (Monday to Sunday)	1,160.00
Storage of belongings	Per day	Request quote
Entire dwelling rental short/medium/long term	Contact Bus Dev Mgr	Request quote
Laydown areas or additional parking	Contact Bus Dev Mgr	Request quote
Extra cleaning charges	Per hour (50% increase for weekdays after 4:30pm and 100% on weekends)	105.00
ACCOMMODATION – CLEANING CHARGES – STAYS > ONE WEEK **		
Vacate clean - 1 bedroom unit	Per unit	550.00
Vacate clean - 2 bedroom unit	Per unit	790.00
Vacate clean - 2 bedroom upstairs/downstairs unit	Per unit	910.00
Vacate clean - 3 bedroom house	Per unit	1,215.00
Vacate clean - 4 bedroom house	Per unit	1,445.00
Standard clean	Per hour	105.00
** need note from Tenancy Team		
SWIMMING POOL COMPLEX (JABIRU ONLY)		
Casual entry (adult)	Each	8.00
Casual entry (13 to 17 years)	Each	5.00
Child (0 to 12 years)	Each	Free
10 Pool Pass (13 to 17 years)	Person	30.00
10 Pool Pass (adult)	Person	75.00
30 Pool Pass (13 to 17 years)	Person	60.00
30 Pool Pass (adult)	Person	115.00
Season Pass adult (3 months)	Person	145.00
Season Pass adult (6 months)	Person	220.00
Season Pass - 13 to 17 years (3 months)	Person	70.00
Season Pass - 13 to 17 years (6 months)	Person	110.00
Season Pass adult (12 months)	Person	365.00
Season Pass - 13 to 17 years (12 months)	Person	185.00
Swimming Lesson	Each	15.00
Swimming Lessons	5 lessons bulk	60.00
Pool Aqua Fitness includes entry	Session	15.00
Pool Aqua Fitness includes entry	10 Sessions Bulk	115.00
SWIMMING POOL COMPLEX (JABIRU AND MANINGRIDA)		
Pool Hire Charge (outside of operational hours)	Per hour	140.00
Pool Life Guard (outside of operational hours)	Per hour, minimum 3 hours	190.00
Pool Hire Charge (Bond)	Per use	515.00
Pool Inflatable charge	Per hour	140.00

DESCRIPTION	QUANTITY	FEEES & CHARGES \$ (GST inc.)
WASTE COLLECTION AND LANDFILL DUMPING FEES		
<i>Wastes Not Accepted - Liquids (other than engine oils, Asbestos, other hazardous wastes and clinical waste. *Any tyre with the rim will be charged additional \$50.</i>		
240ltr Wheelie Bin Replacement	Each	185.00
Wheelie Bin Lid Replacement	Each	20.00
Commercial dumping fees	Per cubic metre	95.00
Car Body (liquids drained) Disposal	Each	130.00
Car Body – Removal and Disposal	Each	330.00
Waste Oil (uncontaminated)	Per litre	2.00
Waste Oil (contaminated)	Per litre	5.00
Steel Encased Batteries Including Solar	Each	30.00
Tyres – small	Each	22.00
Tyres – Medium (Truck Tyres)	Each	125.00
Tyres – Large (Tractor and Loader)	Each	210.00
Tyre with Rim * - additional fee with tyre	Each	50.00
Vehicle Batteries	Each	11.00
Scrap Metal	Per cubic metre	20.00
Green Waste	Per cubic metre	40.00
Gas Bottles	Each	70.00
Fire Extinguishers	Each	70.00
Mattress/Bulky Furniture	Each	95.00
Soil – Clean – Council approval only	Per cubic metre	Free
Soil – Mixed with other waste – Council approval only	Per cubic metre	95.00
Animal carcass – By appointment only	Each Burial	Free
Polystyrene	Per cubic metre	110.00
White Goods	Per item	65.00
PLANT & MISCELLANEOUS HIRE – COMMERCIAL RATES		
<i>All plant hire rates are for the cost of machinery and operator. No dry hire without the express permission of the Director or CEO. Driver (without specialist licence) for Utility vehicle \$105/hr.</i>		
Cement mixer (excluding Jabiru)	Per day	185.00
Utility vehicle (no recreational use permitted)*	Per day	414.00
Utility vehicle (no recreational use permitted)*	Per week (Mon to Sun)	1,829.00
Mini Excavator	Per day	1,935.00
Traxcavator (Gunbalanya, Jabiru and Maningrida only)	Per day	2,585.00
Excavator (20 tonne) (Gunbalanya only)	Per day	2,585.00
Motor grader	Per day	2,585.16
Small drum roller (Maningrida only)	Per day	1,935.00
Wheel Loader under 10 tonne (Maningrida only)	Per day	1,935.00
Wheel Loader over 10 tonne	Per day	2,159.98
Skid steer loader (with attachments)	Per day	1,935.00
Tractor with slasher	Per day	1,935.00
Truck - flat top or tipper (Up to 10 tonne)	Per day	1,634.75
Truck - flat top or tipper (over 10 tonne)	Per day	1,864.76
Truck - with water tank 5000Ltr	Per day	1,862.76
Truck – with water tank 13000Ltr (Maningrida only)	Per day	2,024.82
Truck - Large Tipper & Tag Trailer (Gunbalanya, Maningrida)	Per day	2,024.82
Truck - Tilt Tray – Local work (Jabiru only)	Per day	1,850.38
Truck - Tilt Tray – Outside town limit	Per kilometre	5.50
LED Display screen on Trailer	Per day	285.00
Operator for mobilisation and demobilisation of LED display	Per hour	190.00
Water Jetter (Maningrida and Jabiru only)	Per day	2,385.00
Water usage (Jabiru only)	Per kilolitre	3.00

DESCRIPTION	QUANTITY	FEES & CHARGES \$ (GST incl.)
PLANT & MISCELLANEOUS HIRE – LOCAL COMMUNITY ORGANISATION RATES		
	Day Rates (GST incl)	Hourly Rates (GST incl)
Traxcavator (Gunbalanya, Maningrida and Jabiru only)	2,227.00	330.00
Excavator 20 tonne (Gunbalanya only)	2,121.00	330.00
Grader	2,121.00	330.00
Small drum roller	1,493.00	230.00
Truck – under 10 tonne	1,257.00	200.00
Truck – Over 10 tonne	1,414.00	220.00
Truck – 5000 Ltr water tank	1,414.00	220.00
Truck - 13000 Ltr water tank	1,571.00	250.00
Truck – large tipper and trailer (Maningrida and Gunbalanya only)	1,571.00	250.00
Tilt Tray – Local work (Jabiru only)	1,414.00	220.00
Tilt Tray – Outside town limit (Jabiru Only)	1,414.00	220.00
LED Display screen on Trailer (Maningrida only)	1,972.00	270.00
Operator for mobilisation and demobilisation of LED display	1,414.00	190.00
Water Jetter (Maningrida and Jabiru only)	2,200.00	320.00
MISCELLANEOUS EQUIPMENT		
Barbeque (where available)	Per day	33.00
Barbeque (Bond)	Per use	70.00
Barbeque Trailer	Per use	280.00
Barbeque Trailer (Bond)	Per use	550.00
STORAGE FEES		
Container Storage	Per Week	155.00
WATER & SEWERAGE (JABIRU ONLY)		
<i>Water and sewerage tariffs and charges are regulated by the Northern Territory Government via a Water and Sewerage Pricing Order issued by the Regulatory Minister.</i>		
* The 2025-26 regulated charges		
Water usage *	Per kilolitre	2.2647
Up to 25mm *	Fixed daily Charge	0.9457
26 – 40mm *	Fixed daily Charge	2.4212
41 – 50mm *	Fixed daily Charge	3.7752
51 – 100mm *	Fixed daily Charge	15.2520
101 – 150mm *	Fixed daily Charge	34.0442
151 – 200mm *	Fixed daily Charge	60.5386
0-2 Sanitary Fittings (SF) *	One Off Fixed Charge	953.8900
3 SF TO 24 SF *	Per Fitting	953.89 plus 649.40 for each fitting more than 2
25 SF TO 49 SF *	Per Fitting	15,240.70 plus 609.15
50 SF TO 99 SF *	Per Fitting	30,469.49 plus 565.56
100 SF TO 149 SF *	Per Fitting	58,747.67 plus 525.50
>149 SF *	Per Fitting	85,022.48 plus 508.87
Sewerage Dumped Waste Disposal	Per Kilolitre	74.00
CHILDCARE CENTRE (JABIRU ONLY)		
<i>Discounts may be available</i>		
Daily rate	Per child per day	165.00
Casual daily rate	Per child per day	185.00
Hourly rate (max. 3 hours)	Per child	33.00
CRECHE (MINJILANG & WARRUWI ONLY)		
Daily Fee	Per child per day	15.00

Contact

Address: 13 Tasman Crescent, Jabiru NT 0886

Postal Address: PO Box 721 Jabiru, NT 0886

Email: info@westarnhem.nt.gov.au

Jabiru Head Office: 08 8979 9444

Gunbalanya Community Council Office: (P) 08 8970 3700

Maningrida Community Council Office: (P) 08 8979 6600

Minjilang Community Council Office: (P) 08 8970 3500

Waruwi Community Council Office: (P) 08 8970 3600

Website: www.westarnhem.nt.gov.au

Access to Regional Plan & Budget

The West Arnhem Regional Council 2026-27 Regional Plan & Budget is available on Council's website by visiting: www.westarnhem.nt.gov.au and then clicking on Corporate Documents.


Copies are also available for public inspection at Council's public office as per section 33(3) of the *Local Government Act 2019*.



WEST ARNHEM



REGIONAL COUNCIL



WEST ARNHAM REGIONAL COUNCIL

FOR THE MEETING 14 MAY 2026

Agenda Reference:	10.1
Title:	Local Authority Member Questions with or without Notice
Author:	Katharine Murray, Chief Executive Officer

SUMMARY

The purpose of this report is to give Local Authority Members a forum in which to table items they wish to be debated.

Local Authority Members are encouraged to raise any issues they wish to discuss during the meeting.

RECOMMENDATION

THAT THE LOCAL AUTHORITY recorded for action the following questions from Members.

ATTACHMENTS

Nil

- 11 NEXT MEETING**
- 12 MEETING DECLARED CLOSED**