WEST ARNHEM REGIONAL COUNCIL
AGENDA

MINJILANG LOCAL AUTHORITY

THURSDAY, 5 MARCH 2026

WEST ARNHEM REGIONAL COUNCIL

Notice is hereby given that a Local Authority Meeting of the West Arnhem Regional Council will be held in Minjilang on Thursday 5 March 2026 at 10:00 am.



Katharine Clare Murray
Chief Executive Officer

Code of Conduct: The Local Government Act 2019

As stipulated in Schedule 1 of the Act, the Code of Conduct for Members is as follows:

1. *Honesty and Integrity:* A member must act honestly and with integrity in performing official functions.
2. *Care and diligence:* A member must act with reasonable care and diligence in performing official functions.
3. *Courtesy:* A member must act with courtesy towards other members, council staff, electors and members of the public.
4. *Prohibition on bullying:* A member must not bully another person in the course of performing official functions.
5. *Conduct towards Council staff:* A member must not direct, reprimand, or interfere in the management of, council staff.
6. *Respect for cultural diversity and culture:* A member must respect cultural diversity and must not therefore discriminate against others, or the opinions of others, on the ground of their cultural background.
   A member must act with respect for cultural beliefs and practices in relation to other members, council staff, electors and members of the public.
7. *Conflict of interest:* A member must avoid any conflict of interest, whether actual or perceived, when undertaking official functions and responsibilities.
   If a conflict of interest exists, the member must comply with any statutory obligations of disclosure.
8. *Respect for confidences:* A member must respect the confidentiality of information obtained in confidence in the member's official capacity.
   A member must not make improper use of confidential information obtained in an official capacity to gain a private benefit or to cause harm to another.
9. *Gifts:* Members must not solicit, encourage or accept gifts or private benefits from any person who might have an interest in obtaining a benefit from the council.
   A member must not accept a gift from a person that is given in relation to the person's interest in obtaining a benefit from the council.'
10. *Accountability:* A member must be prepared at all times to account for the member's performance as a member and the member's use of council resources.
11. *Interests of municipality, region or shire to be paramount:* A member must act in what the member genuinely believes to be the best interests of the municipality, region or shire.
    In particular, a member must seek to ensure that the member's decisions and actions are based on an honest, reasonable and properly informed judgment about what best advances the best interests of the municipality, region or shire.
12. *Training:* A member must undertake relevant training in good faith.

TABLE OF CONTENTS

ITEM	SUBJECT	PAGE NO
1	ACKNOWLEDGEMENT OF COUNTRY AND OPENING OF MEETING	6
2	PERSONS PRESENT	7
3	APOLOGIES AND ABSENCES	7
3.1	Apologies, Leave of Absence and Absence Without Notice	7
4.1	Election of Minjilang Local Authority Chairperson	8
5	ACCEPTANCE OF AGENDA	10
5.1	Acceptance of Agenda	10
6	DECLARATION OF INTEREST OF MEMBERS OR STAFF	11
6.1	Disclosure of Interest of Members or Staff	11
7	CONFIRMATION OF PREVIOUS MINUTES	12
7.1	Confirmation of Local Authority Meeting Minutes	12
8	DEPUTATIONS AND PRESENTATIONS	20
8.1	Presentations and Visitors - Menzies School of Health Research	20
8.2	Invited Guest - NT Police	21
8.3	Presentations and Visitors - Red Lily Health Clinic Update	22
9	RECEIVE AND NOTE REPORTS	23
9.1	Minjilang Local Authority Membership	23
9.2	Finance Report to 31 January 2026	25
9.3	Technical Services Minjilang Projects Report	31
9.4	CSM Operations Report on Current Council Services	33
9.5	Human Resources Report up to 13 February 2026	39
9.6	2025-2025 Annual Report	42
9.7	Draft 2026/27 Local Authority Budget and Long-Term Financial Plan	156
10	ACTION REPORTS	159
10.1	Review of Action Items	159
10.2	Whole of Town Subdivision Application - Minjilang	161
10.3	Cultural Training	173

10.4 Minjilang Community Flag Poles 175
10.5 Minjilang Cemetery Progress Report 177
10.6 Public Wi-Fi Area for the Minjilang Community 180
10.7 Community Benefit Fund 186
11 LOCAL AUTHORITY MEMBER QUESTIONS WITH OR WITHOUT NOTICE 188
11.1 Local Authority Member Questions with or without Notice 188
12 NEXT MEETING 189

Acknowledgement of Country

West Arnhem Regional Council acknowledges the First Nations Custodians, and the many Language and Family groups who are Managers and Caretakers to each of their Traditional homelands and Waters across the West Arnhem Region Wards.

West Arnhem Regional Council pays its respects and acknowledges Elders, past, present and rising.

WEST ARNHEM REGIONAL COUNCIL

FOR THE MEETING 5 MARCH 2026

Agenda Reference:	**3.1**
Title:	**Apologies, Leave of Absence and Absence Without Notice**
Author:	**Debbie Branson, Governance Advisor**

SUMMARY

This report is to table, for the Minjilang Local Authority record, any apologies, and requests for leave of absence received from Authority members, as well as record any absence without notice for the meeting held on 5 March 2026.

RECOMMENDATION

THAT THE LOCAL AUTHORITY:

1. Notes the absence of …
2. Notes the apology received from .....
3. Determines … are absent with permission of the Authority
4. Determines … are absent without permission of the Authority.

COMMENT

Local Authorities can choose to accept the apologies or requests for leave of absence as presented, or not accept them. Apologies or requests for leave of absence that are not accepted by the Local Authority will be recorded as absent without notice.

LEGISLATION AND POLICY

Guideline 1: Local Authorities

Council's Scheduling and Conduct of Meetings (Elected, Local Authority and Council Committee Members) Policy.

STRATEGIC IMPLICATIONS

This report is aligned to the following pillars and goals in the *Regional Plan and Budget:*

PILLAR 6 FOUNDATIONS OF GOVERNANCE

Integrity is at the heart of everything we do. We are leaders of best practice and excellence in governance, advocacy, consultation and administration. Our processes, procedures and policies are ethical and transparent.

Goal 6.3 Council and Local Authorities

Excellence in governance, consultation administration and representation

ATTACHMENTS

Nil

WEST ARNHEM REGIONAL COUNCIL

FOR THE MEETING THURSDAY 5 MARCH 2026

Agenda Reference:	**4.1**
Title:	**Election of Minjilang Local Authority Chairperson**
Author:	**Katharine Murray, Chief Executive Officer**

SUMMARY

The purpose of this report is for the Local Authority to consider electing a new Chairperson.

RECOMMENDATION

THAT THE LOCAL AUTHORITY:

1. Receives and notes the report titled *Election of Minjilang Local Authority Chairperson*; and
2. Elects Local Authority Member ... to the position of Minjilang Local Authority Chairperson for a period of 12 months.

BACKGROUND

The Minjilang Local Authority currently comprises of the following members:

Elected Members

- Cr Steven Nabalmarda

Appointed Members

- Matthew Nagarlbin
- Shane Wauchope
- Charles Yirrawala
- Clint Wauchope
- Josephine Cooper

COMMENT

All members of the Local Authority (Appointed and Elected) can vote for the Chairperson. However, it is recommended only appointed members of the Maningrida Local Authority can nominate for the Chairperson position. The successful candidate will be appointed for a period of 12 months.

LEGISLATION AND POLICY

Section 78 of the *Local Government Act 2019*.

Clause 67 of the *Local Government (General) Regulations 2021*.

Clause 9.1 of *Guideline 1: Local Authorities*.

The Local Authority Appointments, Resignations and Terminations Policy applies to this matter.

Reasonable Expenses and Benefit for Council, Local Authority and Council Committee Members Policy

Code of Conduct (Elected, Local Authority and Committee Members) Policy.

Conflict of Interest (Elected, Local Authority and Committee Members) Policy.

Gifts, Benefits and Hospitality (Elected, Local Authority and Committee Members) Policy.

FINANCIAL IMPLICATIONS

The following allowance will be paid for each meeting of a Local Authority:

The Chair of a Local Authority will be paid as follows:

If the meeting is held up to 2 hours	$300
If the meeting is held between 2 to 4 hours	$450
If the meeting is held more than 4 hours	$600

STRATEGIC IMPLICATIONS

This report is aligned to the following pillars and goals of the *Regional Plan and Budget*:

PILLAR 6 FOUNDATIONS OF GOVERNANCE

Integrity is at the heart of everything we do. We are leaders of best practice and excellence in governance, advocacy, consultation and administration. Our processes, procedures and policies are ethical and transparent.

Goal 6.3 Council and Local Authorities

Excellence in governance, consultation administration and representation.

ATTACHMENTS

{attachment-list}

WEST ARNHEM REGIONAL COUNCIL

FOR THE MEETING 5 MARCH 2026

Agenda Reference:	**5.1**
Title:	**Acceptance of Agenda**
Author:	**Debbie Branson, Governance Advisor**

SUMMARY

Agenda papers are presented for acceptance at the Minjilang Local Authority meeting held on 5 March 2026.

RECOMMENDATION

THAT THE LOCAL AUTHORITY accepts the agenda papers as circulated for the Minjilang Local Authority meeting held on 5 March 2026.

LEGISLATION AND POLICY

Section 92(1) *Local Government Act 2019*.
Council's Scheduling and Conduct of Meetings (Elected, Local Authority and Council Committee Members) Policy.

STRATEGIC IMPLICATIONS

This report is aligned to the following pillars and goals in the *Regional Plan and Budget*:

PILLAR 6 FOUNDATIONS OF GOVERNANCE

Integrity is at the heart of everything we do. We are leaders of best practice and excellence in governance, advocacy, consultation and administration. Our processes, procedures and policies are ethical and transparent.

Goal 6.3 Council and Local Authorities

Excellence in governance, consultation administration and representation

Goal 6.5 Planning and Reporting

Robust planning and reporting that supports Council's decision-making processes

ATTACHMENTS

Nil

WEST ARNHEM REGIONAL COUNCIL

FOR THE MEETING 5 MARCH 2026

Agenda Reference:	**6.1**
Title:	**Disclosure of Interest of Members or Staff**
Author:	**Debbie Branson, Governance Advisor**

SUMMARY

Local Authority Members are required to disclose an interest in a matter under consideration at the Local Authority meeting:

1) In the case of a matter featured in an officer's report or written agenda item by disclosing the interest to the meeting as soon as possible after the matter is raised.
2) In the case of a matter raised in a general debate or by any means other than the printed agenda of the Council meeting, disclosure as soon as possible after the matter is raised.

Under disclosure, the Member must abide by the decision of the Local Authority on whether they shall remain in the Chambers and/or take part in the vote on the issue. The Local Authority may elect to allow the Member to provide further and better particulars of the interest prior to requesting them to leave the Chambers.

Staff Members of the Council are required to disclose an interest in a matter at any time on which they are required to act or exercise their delegate authority in relation to the matter. Upon disclosure, the staff members are not to act or exercise their delegated authority unless the Council expressly directs them to do so.

RECOMMENDATION

THAT THE LOCAL AUTHORITY acknowledges the declarations of interest relating to the items listed for the Minjilang Local Authority meeting held on 5 March 2026.

LEGISLATION AND POLICY

Section 114 (Elected Members) *Local Government Act 2019*
Section 179 (staff members) *Local Government Act 2019*
Council's Scheduling and Conduct of Meetings (Elected, Local Authority and Council Committee Members) Policy.

STRATEGIC IMPLICATIONS

This report is aligned to the following pillars and goals in the *Regional Plan and Budget*:

PILLAR 6 FOUNDATIONS OF GOVERNANCE

Integrity is at the heart of everything we do. We are leaders of best practice and excellence in governance, advocacy, consultation and administration. Our processes, procedures and policies are ethical and transparent.

Goal 6.4 Risk Management

The monitoring and minimisation of risks associated with the operations of the Council.

ATTACHMENTS

Nil

WEST ARNHEM REGIONAL COUNCIL

FOR THE MEETING 5 MARCH 2026

Agenda Reference:	**7.1**
Title:	**Confirmation of Local Authority Meeting Minutes**
Author:	**Debbie Branson, Governance Advisor**

SUMMARY

Unconfirmed minutes from the Minjilang Local Authority meeting held on Thursday, 17 July 2025 are submitted to the Local Authority for confirmation that the minutes are a true and correct record of the meeting.

RECOMMENDATION

THAT THE LOCAL AUTHORITY confirms the minutes of the Minjilang Local Authority meeting held on Thursday, 17 July 2025 as a true and correct record.

LEGISLATION AND POLICY

Sections 101(4) and 101(5) of the *Local Government Act 2019.*
Clause 13.1 *Guideline 1: Local Authorities 2021.*
Council's Scheduling and Conduct of Meetings (Elected, Local Authority and Council Committee Members) Policy.

STRATEGIC IMPLICATIONS

This report is aligned to the following pillars and goals of the *Regional Plan and Budget*:

PILLAR 6 FOUNDATIONS OF GOVERNANCE

Integrity is at the heart of everything we do. We are leaders of best practice and excellence in governance, advocacy, consultation and administration. Our processes, procedures and policies are ethical and transparent.

Goal 6.3 Council and Local Authorities

Excellence in governance, consultation administration and representation.

ATTACHMENTS

1. 2025-07-17 Minjilang Local Authority Minutes - Unconfirmed [**7.1.1** - 7 pages]

Minutes of the West Arnhem Regional Council Minjilang Local Authority
Thursday, 17 July 2025 at 10:00 am
Council Chambers

1 ACKNOWLEDGEMENT OF COUNTRY AND OPENING OF MEETING

Chairperson Nagarlbin declared the meeting open at 10:30am, welcomed all in attendance and did an Acknowledgement of Country.

Meeting was adjourned at 10:30am and reconvened at 10:34am.

2 PERSONS PRESENT

APPOINTED MEMBERS PRESENT

Member (Chairperson)	Matthew Nagarlbin
Member	Clint Wauchope
Member	Charles Yirrawala

ELECTED MEMBERS PRESENT

Mayor	James Woods
Deputy Mayor	Elizabeth Williams
Councillor	Steven Nabalmarda

STAFF PRESENT

Chief Executive Officer	Katharine Clare Murray
Director of Community and Council Services	Fiona Ainsworth (via video)
Director of Finance	Joycelyn Nathanael-Walters (via video)
Council Services Manager Minjilang	Damian Sandilands
Manager Technical Services	Kylie Gregson (via video)
Project Manager	Clem Beard (via video)
Governance Advisor	Debbie Branson
Executive Assistant to Mayor and CEO	Gina Carrascalao (via video)
Information Advisor	Ben Heaslip (via video)

UNCONFIRMED

3 APOLOGIES AND ABSENCES

Agenda Reference:	3.1
Title:	Apologies, Leave of Absence and Absence Without Notice
Author:	Debbie Branson, Governance Advisor

The Local Authority considered a report on Apologies, Leave of Absence and Absence Without Notice.

MIN32/2025 RESOLVED:
On the motion of Member Charles Yirrawala
Seconded Member Clint Wauchope

THAT THE LOCAL AUTHORITY:

1. Notes the apology received from Member Shane Wauchope and Member Josephine Cooper; and
2. Determines Member Shane Wauchope and Member Josephine Cooper are absent with permission of the Authority.

CARRIED

4 ACCEPTANCE OF AGENDA

Agenda Reference:	4.1
Title:	Acceptance of Agenda
Author:	Debbie Branson, Governance Advisor

The Local Authority considered a report on Acceptance of Agenda.

MIN33/2025 RESOLVED:
On the motion of Mayor James Woods
Seconded Chairperson Matthew Nagarlbin

THAT THE LOCAL AUTHORITY accept the agenda papers as circulated for the Minjilang Local Authority meeting held on 17 July 2025.

CARRIED

UNCONFIRMED

5 DECLARATION OF INTEREST OF MEMBERS OR STAFF

Agenda Reference:	5.1
Title:	Disclosure of Interest of Members or Staff
Author:	Debbie Branson, Governance Advisor

The Local Authority considered a report on Disclosure of Interest of Members or Staff.

MIN34/2025 RESOLVED:
On the motion of Member Charles Yirrawala
Seconded Chairperson Matthew Nagarlbin

THAT THE LOCAL AUTHORITY received nil declarations of interest for the Minjilang Local Authority meeting held on 17 July 2025.

CARRIED

6 CONFIRMATION OF PREVIOUS MINUTES

Agenda Reference:	6.1
Title:	Confirmation of Local Authority Meeting Minutes
Author:	Debbie Branson, Governance Advisor

The Local Authority considered a report on Confirmation of Local Authority Meeting Minutes.

MIN35/2025 RESOLVED:
On the motion of Member Charles Yirrawala
Seconded Member Clint Wauchop

THAT THE LOCAL AUTHORITY adopted the minutes of the Minjilang Local Authority meeting held on Thursday 15 May 2025 as a true and correct record.

CARRIED

UNCONFIRMED

7 DEPUTATIONS AND PRESENTATIONS

Agenda Reference:	7.1
Title:	Presentations and Visitors
Author:	Debbie Branson, Governance Advisor

The Local Authority considered a report on Presentations and Visitors.

Mark DiFrancesco from Red Lily Health Clinics joined the meeting at 11:36am.

Fatima Tualau from Red Lily Health Clinics joined the meeting at 11:42am.

Representatives from Red Lily Health Clinic left the meeting at 11:54am.

MIN36/2025 RESOLVED:
On the motion of Chairperson Matthew Nagarlbin
Seconded Member Charles Yirrawala

THAT THE LOCAL AUTHORITY notes the presentations by Red Lily Health Clinic.

CARRIED

Agenda Reference:	7.2
Title:	Invited Guest - NT Police
Author:	Debbie Branson, Governance Advisor

The Local Authority considered a report on Invited Guest - NT Police.

Senior Sergeant Chris Harden joined the meeting at 10:38am and left at 10:47am.

MIN37/2025 RESOLVED:
On the motion of Member Charles Yirrawala
Seconded Member Clint Wauchop

THAT THE LOCAL AUTHORITY noted the update on Law and Order by the NT Police.

CARRIED

UNCONFIRMED

8 ACTION REPORTS

Agenda Reference:	8.1
Title:	Review of Action Items
Author:	Debbie Branson, Governance Advisor

The Local Authority considered a report on Review of Action Items.

MIN38/2025 RESOLVED:
On the motion of Cr Steven Nabalmarda
Seconded Chairperson Matthew Nagarlbin

THAT THE LOCAL AUTHORITY:

1. Receive and note the report titled *Review of Action Items*; and
2. Review the outstanding action items and give approval for completed items to be removed from the register.

CARRIED

Agenda Reference:	8.2
Title:	By-Laws for Minjilang Community
Author:	Ben Heaslip, Information Advisor

The Local Authority considered a report on By-Laws for Minjilang Community.

MIN39/2025 RESOLVED:
On the motion of Cr Steven Nabalmarda
Seconded Member Clint Wauchope

THAT THE LOCAL AUTHORITY:

1. Receive and note the report titled *By-Laws for Minjilang Community*; and
2. Request draft By-laws for further community consultation.

CARRIED

9 RECEIVE AND NOTE REPORTS

Agenda Reference:	9.1
Title:	Technical Services Minjilang Projects Report
Author:	Kylie Gregson, Manager Technical Services

The Local Authority considered a report on Technical Services Minjilang Projects Report.

MIN40/2025 RESOLVED:
On the motion of Chairperson Matthew Nagarlbin
Seconded Member Charles Yirrawala

THAT LOCAL AUTHORITY receives and notes the report titled *Technical Services Minjilang Projects Report*.

CARRIED

UNCONFIRMED

Agenda Reference:	9.2
Title:	CSM Operations Report on Current Council Services
Author:	Damian Sandilands, Minjilang Council Services Manager

The Local Authority considered a report on CSM Operations Report on Current Council Services.

MIN41/2025 RESOLVED:
On the motion of Member Charles Yirrawala
Seconded Cr Steven Nabalmarda

THAT THE LOCAL AUTHORITY receive and note the report titled *CSM Operations Report on Current Council Services*.

CARRIED

Agenda Reference:	9.3
Title:	Human Resources Report as at 30 June 2025
Author:	Linda Veugen-Yong, Human Resources Manager (Acting)

The Local Authority considered a report on Human Resources Report as at 30 June 2025.

MIN42/2025 RESOLVED:
On the motion of Member Clint Wauchop
Seconded Member Charles Yirrawala

THAT THE LOCAL AUTHORITY receive and note the report titled *Human Resources Report as at 30 June 2025*.

CARRIED

Agenda Reference:	9.4
Title:	2025 Local Government General Elections
Author:	Katharine Murray, Chief Executive Officer

The Local Authority considered a report on 2025 Local Government General Elections.

MIN43/2025 RESOLVED:
On the motion of Member Charles Yirrawala
Seconded Chairperson Matthew Nagarlbin

THAT THE LOCAL AUTHORITY receive and note the report titled *2025 Local Government General Elections*.

CARRIED

UNCONFIRMED

Agenda Reference:	9.5
Title:	Finance Report to May 2025
Author:	Imran Shajib, Finance Manager

The Local Authority considered a report on Finance Report to May 2025.

Member Clint Wauchope left the meeting at 11:14am and returned to the meeting at 11:15am.

MIN44/2025 RESOLVED:
On the motion of Cr Steven Nabalmarda
Seconded Member Charles Yirrawala

THAT THE LOCAL AUTHORITY receive and note the report titled *entitled Finance Report to May 2025*.

CARRIED

10 LOCAL AUTHORITY MEMBER QUESTIONS WITH OR WITHOUT NOTICE

Agenda Reference:	10.1
Title:	Local Authority Member Questions with or without Notice
Author:	Debbie Branson, Governance Advisor

The Local Authority considered a report on Local Authority Member Questions with or without Notice.

MIN45/2025 RESOLVED:
On the motion of Chairperson Matthew Nagarlbin
Seconded Member Charles Yirrawala

THAT THE LOCAL AUTHORITY approve the allocation of $15,000 Minjilang Local Authority funding for the free Wi-Fi area for the Minjilang Community.

CARRIED

11 NEXT MEETING

The next meeting is scheduled to take place on Thursday, 16 October 2025.

12 MEETING DECLARED CLOSED

Chairperson Nagarlbin declared the meeting closed at 11:55am.

This page and the preceding pages are the minutes of the Minjilang Local Authority held on Thursday 17 July 2025.

Click here to view the agenda for the Minjilang Local Authority held on Thursday 17 July 2025.

UNCONFIRMED

WEST ARNHEM REGIONAL COUNCIL

FOR THE MEETING 5 MARCH 2026

Agenda Reference:	**8.1**
Title:	**Presentations and Visitors - Menzies School of Health Research**
Author:	**Debbie Branson, Governance Advisor**

SUMMARY

The purpose of this report is to provide the Minjilang Local Authority with a presentation from the Menzies School of Health Research regarding ORVA and THRIVE studies regarding respiratory infections in young Aboriginal children.

RECOMMENDATION

THAT THE LOCAL AUTHORITY notes the presentations on ORVA and THRIVE studies from the Menzies School of Health Research.

BACKGROUND

At various times, the Authority requests that presentations be made so that issues can be raised and information shared.

COMMENT

Dr Bianca Middleton will be in attendance via teams at 11:00am to present to the Local Authority Members.

STRATEGIC IMPLICATIONS

This report is aligned to the following pillars and goals of the *Regional Plan and Budget*:

PILLAR 1 PARTNERSHIPS, RELATIONSHIPS AND BELONGING

Investing in relationships and partnerships at all levels supports and strengthens community and belonging. We prioritise the value of partnerships and relationships as a key determinant of a happy, strong and thriving community.

Goal 1.1 Community Engagement

Seek out and support diverse perspectives and collaborations with community, community leaders, businesses, agencies and local service providers to enhance community life.

ATTACHMENTS

Nil

WEST ARNHEM REGIONAL COUNCIL

FOR THE MEETING 5 MARCH 2026

Agenda Reference:	**8.2**
Title:	**Invited Guest - NT Police**
Author:	**Debbie Branson, Governance Advisor**

SUMMARY

The purpose of this report is for the NT Police and Local Authorities to discuss issues and concerns in their communities. These discussions are supported by the MoU between West Arnhem Regional Council and the NT Police.

RECOMMENDATION

THAT THE LOCAL AUTHORITY noted the update on Law and Order by the NT Police.

BACKGROUND

At various times, the Authority requests that presentations be made so that issues can be raised and information shared.

Constable 1/C Thean Leng and Anita Morton will attend in person at Acting Superintendent Glenn Leafe will be attending via teams at 11:30am.

STRATEGIC IMPLICATIONS

This report is aligned to the following pillars and goals of the *Regional Plan and Budget*:

PILLAR 1 PARTNERSHIPS, RELATIONSHIPS AND BELONGING

Investing in relationships and partnerships at all levels supports and strengthens community and belonging. We prioritise the value of partnerships and relationships as a key determinant of a happy, strong and thriving community.

Goal 1.1 Community Engagement

Seek out and support diverse perspectives and collaborations with community, community leaders, businesses, agencies and local service providers to enhance community life.

ATTACHMENTS

Nil

WEST ARNHEM REGIONAL COUNCIL

FOR THE MEETING 5 MARCH 2026

Agenda Reference:	**8.3**
Title:	**Presentations and Visitors - Red Lily Health Clinic Update**
Author:	**Debbie Branson, Governance Advisor**

SUMMARY

The purpose of this report is to provide the Local Authority with an update from the Red Lily Health Clinic.

RECOMMENDATION

THAT THE LOCAL AUTHORITY notes the presentation from Red Lily Health Clinic.

BACKGROUND

At various times, the Committee requests that presentations be made so that issues can be raised and information shared.

COMMENT

Mark DiFrancesco, Brad Palmer and the Local Manager have been invited to provide an update at 1:00pm.

Please raise any Community health-related issues with the representatives.

STRATEGIC IMPLICATIONS

This report is aligned to the following pillars and goals of the *Regional Plan and Budget*:

PILLAR 1 PARTNERSHIPS, RELATIONSHIPS AND BELONGING

Investing in relationships and partnerships at all levels supports and strengthens community and belonging. We prioritise the value of partnerships and relationships as a key determinant of a happy, strong and thriving community.

Goal 1.1 Community Engagement

Seek out and support diverse perspectives and collaborations with community, community leaders, businesses, agencies and local service providers to enhance community life.

ATTACHMENTS

Nil

WEST ARNHEM REGIONAL COUNCIL

FOR THE MEETING 5 March 2026

Agenda Reference:	**9.1**
Title:	**Minjilang Local Authority Membership**
Author:	**Katharine Murray, Chief Executive Officer**

SUMMARY

The purpose of this report is to give Local Authority members and opportunity to discuss membership of the Local Authority.

RECOMMENDATION

THAT THE LOCAL AUTHORITY receives and notes the report titled *Minjilang Local Authority Membership*.

BACKGROUND

Part 5.1 of the *Local Government Act 2019* identifies local authorities as an essential forum for local decision making in remote communities. They key functions of local authorities as outlined in the Act are:

a. To involve local communities more closely in issues related to local government.

b. To ensure that local communities have the opportunity to express their opinions on questions effecting local government.

c. To allow local communities a voice in the formulation of policies for the locality as well as policies for the area and the region.

d. To take the views of local communities back to the council and act as advocates on their behalf.

e. To contribute to the development of the relevant regional plan.

f. To make recommendations to the council in relation to:

   i. The council's budget; and

   ii. The part of the council's are within which the local authority performs its functions.

g. To perform other functions assigned to the local authority by the minister, in accordance with any guidelines that the minister may make.

In September 2025 Council determined that the Minjilang Local Authority would have 7 members and appointed the following members:

Community Members			
1	Charles Yirrawala	4	Shane Wauchope
2	Matthew Nagarlbin	5	Lachlan Nabegeyo
3	Clint Wauchope	6	Vacant
Ward Members			
7	Cr Steven Nabalmarda		

Noting Mayor James Woods is an ex-officio member of all Council meetings.

COMMENT

The council must decide the number of members for each local authority. There must be at least 6 members and a maximum of 14 members for each local authority.

With a membership of 7 members, Minjilang Local Authority currently has one Community Member vacancy.

Council will continue to promote membership within the Local Authorities, however the Ward and Community Members are encouraged to gauge interest within the Minjilang community to fill the vacancy.

LEGISLATION AND POLICY

Guideline 1 : Local Authorities

FINANCIAL IMPLICATIONS

Local Authority payments in accordance with the NT Remuneration Tribunal – Allowances for Local Government Authorities are included in the 2025-2026 budget as follows:

The Chair of a Local Authority will be paid as follows:

If the meeting is held up to 2 hours	$300
If the meeting is held between 2 to 4 hours	$450
If the meeting is held for more than 4 hours	$600

A Member of a Local Authority will be paid as follows:

If the meeting is held up to 2 hours	$200
If the meeting is held between 2 to 4 hours	$300
If the meeting is held for more than 4 hours	$400

STRATEGIC IMPLICATIONS

This report aligns to the following pillars and goals as outlined in the *Regional Plan and Budget*:

PILLAR 6 FOUNDATIONS OF GOVERNANCE

Integrity is at the heart of everything we do. We are leaders of best practice and excellence in governance, advocacy, consultation and administration. Our processes, procedures and policies are ethical and transparent.

Goal 6.3 Council and Local Authorities

Excellence in governance, consultation administration and representation.

ATTACHMENTS

Nil

WEST ARNHEM REGIONAL COUNCIL

FOR THE MEETING 5 March 2026

Agenda Reference:	**9.2**
Title:	**Finance Report to 31 January 2026**
Author:	**Imran Shajib, Finance Manager**

SUMMARY

This Finance Report covers the period 1 July 2025 to 31 January 2026 and is prepared specifically for the Minjilang Local Authority.

RECOMMENDATION

THAT THE LOCAL AUTHORITY receives and notes the report titled *Finance Report to January 2026.*

BACKGROUND

The local authority meeting agenda is to include a Finance Report.

COMMENT

The Local Authority's Financial Report covers the council activities and projects within the community. The reported activities include the council's Core Services funded by both tied and untied money, Commercial Services and Community Services.

The Finance Report also reports on the Local Authority's own projects and projects for Minjilang funded from the council's own money.

LEGISLATION AND POLICY

Clause 10 of the *Local Government Guideline 1: Local Authority* states what a local authority agenda must include. Sub-clause 10.1 says the report from the CEO is to include the progress and financial report on local authority projects and a report on current council services and projects in the local authority area.

FINANCIAL IMPLICATIONS

Not Applicable

STRATEGIC IMPLICATIONS

This report aligns to the following pillars and goals as outlined in the *Regional Plan and Budget*:

PILLAR 6 FOUNDATIONS OF GOVERNANCE

Integrity is at the heart of everything we do. We are leaders of best practice and excellence in governance, advocacy, consultation and administration. Our processes, procedures and policies are ethical and transparent.

Goal 6.1 Financial Management

Provision of strong financial management and leadership which ensures long-term sustainability and growth.

Minjilang Local Authority Committee Financial Management Report for the period ended 31 January 2026

Actual v Budget – Operational – July 2025 to January 2026

Actual v Budget - Minjilang

as at 31 Jan 2026

	MINJILANG					
Description	Actuals YTD	Budget YTD	Variance	%	Annual Budget	Progress
Operational Revenue						
Income Rates and Charges	80,189	73,292	6,897	9%	73,292	100%+
Income Council Fees and Charges	12,508	7,416	5,092	69%	15,150	83%
Income Operating Grants	716,083	729,408	(13,325)	(2%)	1,219,961	59%
Income Allocation	43,855	64,543	(20,688)	(32%)	126,399	35%
Other Income	7,643	6,721	922	14%	8,500	90%
Income Agency and Commercial Services	524,542	501,028	23,513	5%	855,287	61%
Charges - Sewerage	-	-	-	-	-	0%
Charges - Water	-	-	-	-	-	0%
Charges - Waste	66,665	67,857	(1,192)	(2%)	67,857	98%
Total Operational Revenue	**1,451,485**	**1,450,265**	**1,220**	**0%**	**2,366,446**	**61%**
Operational Expenditure						
Employee Expenses	802,259	819,331	(17,071)	(2%)	1,436,841	56%
Contract and Material Expenses	188,679	249,751	(61,072)	(24%)	553,390	34%
Finance Expenses	622	743	(121)	(16%)	1,400	44%
Travel, Freight and Accom Expenses	88,085	97,040	(8,955)	(9%)	177,628	50%
Fuel, Utilities & Communication	172,458	177,833	(5,375)	(3%)	308,531	56%
Other Expenses	220,443	231,573	(11,130)	(5%)	410,097	54%
Elected Member Allowances	-	-	-	-	-	0%
Elected Member Expenses	-	-	-	-	-	0%
Council Committee & LA Allowances	700	3,453	(2,753)	(80%)	6,205	11%
Council Committee & LA Expenses	1,440	5,020	(3,580)	(71%)	8,600	17%
Total Operational Expenditure	**1,474,687**	**1,584,743**	**(110,056)**	**(7%)**	**2,902,692**	**51%**
Total Operational Surplus / (Deficit)	**(23,202)**	**(134,479)**	**111,277**	**83%**	**(536,246)**	**4%**

Actual v Budget – Operating Position – July 2025 to January 2026

Annual Budget Operating Position

as at 31 Jan 2026

Description	Actuals YTD	Budget YTD	Variance	%		Annual Budget	Progress
Operating Surplus / (Deficit)	**(23,202)**	**(134,479)**	**111,277**	**83%**		**(536,246)**	4%
Remove NON-CASH ITEMS							
Less Non-Cash Income	(43,855)	(64,543)	20,688	32%		(126,399)	35%
Add Back Non-Cash Expenses	(334,724)	(332,313)	(2,411)	(1%)		(608,115)	55%
Total Non-Cash Items	**290,869**	**267,771**	**23,098**	**9%**		**481,716**	60%
Less ADDITIONAL OUTFLOWS							
Capital Expenditure	105,726	90,652	15,074	17%		290,652	36%
Borrowing Repayments (Principal Only)	-	-	-	-		-	0%
Transfer to Reserves	-	-	-	-		-	0%
Other Outflows	-	-	-	-		-	0%
Total Additional Outflows	**105,726**	**90,652**	**15,074**	**17%**		**290,652**	36%
Add ADITIONAL INFLOWS							
Capital Grants Income	-	-	-	-		-	0%
Prior Year Carry Forward Tied Funding	236,875	236,875	-	-		236,875	100%
Other Inflow of Funds	-	-	-	-		-	0%
Transfers from Reserves	-	-	-	-		-	0%
Total Additional Inflows	**236,875**	**236,875**	**-**	**-**		**236,875**	100%
Net Budgeted Operating Position	**398,816**	**279,515**	**119,302**	**43%**		**(108,307)**	0%

Legend:

- Unfavourable variance over $75,000
- Unfavourable variance under $75,000
- Favourable variance
- ! Variance over $300,000

Grant Funding – Community Projects and Programs – July 2025 to January 2026

Excludes LAP Funding

Grant Funding - Community Projects	Approved Budget (A)	Prior Year Expenditure (B)	Expenditure to date 2025-26 (C)	Commitments to Date (D)	Available Funds as at 31.01.2026 (A-B-C-D)
Regional and Remote Burials Grant - Minjilang	50,000	(1,693)	(44,555)	-	**3,751**
West Arnhem Cemetery Establishment - Minjilang	150,000	(3,777)	(31,670)	(39,070)	**75,482**
Installation of a Fuel Tank - Minjilang	200,000	-	-	(181,318)	**18,682**
TOTAL COMMUNITY PROJECTS	**400,000**	**(5,471)**	**(76,225)**	**(220,388)**	**97,916**

Grant Funding - Community Programs	Expenditure to date 2025-26 (A)	Commitments to Date (B)	Total Expenditure (A+B)
Community aged care packages (CACP)	1,324	-	**1,324**
Commonwealth Home Support Program (CHSP)	1,118	-	**1,118**
NT Jobs Package - Aged Care	14,424	-	**14,424**
Night Patrol	169,237	-	**169,237**
Deliver indigenous broadcasting programs	14,267	-	**14,267**
Manage Creche	229,007	213	**229,220**
NAIDOC Week	1,396	-	**1,396**
Sports and Recreation	96,119	100	**96,219**
National Australia Day Council - Australia Day Grant	474	772	**1,246**
Active Regional and Remote Communities Program	43,917	44,431	**88,348**
TOTAL COMMUNITY Programs	**571,284**	**45,515**	**616,799**

LAP Funding– Local Authority Projects (Money story to end of January 2026)

Grant Funding - Local Authority Projects	Funding Amount $	Fund received $	Allocated $	Balance Available for Allocation $
LAP funding - 23-24	36,900	36,900	36,900	-
LAP funding - 24-25	36,900	36,900	10,552	26,348
LAP funding - 25-26 not yet received	38,600	-	-	-
	Total Balance Available for Allocation			$ 26,348

Grant Funding - Local Authority Projects -Active Projects	**Approved Budget $**	**Meeting Date/ Resolution**	**Cash received to date (incl. Carried Forward) $**	**Expenditure prior years $**	**Expenditure to date 2025-26 $**	**Commitments $**	**Available Funds as at 31.01.26 $**	**Status**
Local Authority Projects (LAP)								
LAP - Connection of Water Service - New Cemetery	20,466	13.03.2025 MIN9/2025	20,466	-	(18,605)	-	-	Work completed. Unspent program funds transferred to the Local Authority Unallocated Funds
LAP - Animal Management	3,854	25.11.2024 MIN50/2024	3,854	-	(3,854)	-	-	Annual Vet Services completed for 2025
LAP - Wi-Fi for public use at Minjilang	15,000	17.07.2025 MIN45/2025	15,000	-	-	-	15,000	The tech team will take action to rescind the project
LOCAL AUTHORITY PROJECTS	**39,319**		**39,319**	**-**	**(22,459)**	**-**	**15,000**	

WEST ARNHEM REGIONAL COUNCIL

FOR THE MEETING 5 March 2026

Agenda Reference:	**9.3**
Title:	**Technical Services Minjilang Projects Report**
Author:	**Kylie Gregson, Manager Technical Services**

SUMMARY

This report will present the Local Authority (LA) with an updated overview of all Local Authority and other Council projects delivered in the Minjilang Community, for the reporting period up to 10 February 2026.

RECOMMENDATION

THAT LOCAL AUTHORITY receives and notes the report titled *Technical Services Minjilang Projects Report*.

BACKGROUND

Elevated level operational/project management reports are provided to ensure transparency, communication, and support are provided to elected members.

COMMENT

The table below provides a comprehensive snapshot of all projects currently being delivered in the Minjilang Community.

MINJILANG COUNCIL PROJECTS

STATUS	PROJECTED COMPLETE	TASK	DESCRIPTION	% DONE
In Progress	31-03-2026	Works awarded to Stedman's Construction. Contractor kick-off meeting completed. Boundary cleared, fencing completed, 6 mtr pavement completed. Pending works, installation of shelter, planting of pandanus and palms, instalation of footpath. Target completion end of March 2026.	New Minjilang Cemetery.	80%
In Progress	31-03-2026	Adminstartion lodged an "Expression of Interest" documentation on the 22 January 2019 to the Northen Land Council (NLC) to commence consultation with the community on proposed leasing arrangements to ensure WARC can continue ti deliver core services to the community. Consultations and approvals were conducted by the NLC and a proposed lease for staff accommodation was received by WARC on 3 December 2019. Council approved the leasing arrangements 10 June 2020. Since the council endorsement received on 10 June 2020, the leasing arrangements have been on hold due to the unavailability of accessing Council reserve funds to construct the infrastructure required. Additionally, no external staff have been employed to manage the childcare as 100% employment has been utilized by local indigenous staff from the community. Adminstration has identified since 2020 staff housing is not required to manage the community childcare service therefore no land use agreement (Lot 175) has been executed.	Minjilanga Lot 175 - Expression of interest application for section 19 lease.	5%

STATUTORY ENVIRONMENT

Not Applicable.

FINANCIAL IMPLICATIONS

Not Applicable.

STRATEGIC IMPLICATIONS

This report aligns to the following pillars and goals as outlined in the *Regional Plan and Budget*:

PILLAR 4 SERVICE DELIVERY AND BUILT ENVIRONMENT

We provide high quality infrastructure and service delivery that meets the unique needs of each community, creates a sense of place, and contributes towards promoting a sense of pride in community.

Goal 4.1 Strategic Infrastructure and Asset Management

Strategically manage, maintain and enhance community infrastructure.

Goal 4.2 Fleet, Plant and Equipment

Provide a modern and well-maintained fleet of plant and vehicles capable of meeting service delivery requirements.

Goal 4.3 Waste and Water Management

Deliver environmentally and economically sound solid waste, water and sewerage services.

Goal 4.4 Local Road Management and Maintenance

Tactically monitor, maintain, and manage Council gazetted roads and community safety via traffic management.

PILLAR 5 SUSTAINABILITY AND CLIMATE ACTION

Leading by example, we commit to developing a culture of sustainable practice. We recognise and champion the importance of safe-guarding our environment for future generations by working collectively with community, private enterprises and all tiers of government.

Goal 5.1 Recycling and Waste

Develop recycling and waste initiatives which protect and preserve community natural resources and the local environment.

Goal 5.2 Procurement

Develop and implement a leading-edge sustainability procurement strategy.

ATTACHMENTS

Nil

WEST ARNHEM REGIONAL COUNCIL

FOR THE MEETING 5 MARCH 2026

Agenda Reference:	**9.4**
Title:	**CSM Operations Report on Current Council Services**
Author:	**Damian Sandilands, Minjilang Council Services Manager**

SUMMARY

This report will present the Local Authority (LA) with an update on council services provided in the Minjilang community for the period 01 June 2025 – 31 December 2025, as prepared and presented by Council Services Manager (CSM), Damian Sandilands.

RECOMMENDATION

THAT THE LOCAL AUTHORITY receives and notes the report titled *CSM Operations Report on Current Council Services*.

BACKGROUND

All issues/matters raised are to be discussed by Local Authority members, as detailed in the report.

COMMENT

1. Community Recruitment

Positions filled during the report period:

- Utilities Services Coordinator – Commenced 26 August 2025.
- Community Safety Assistant – Commenced 5 November 2025,
- Senior Works Officer – Commenced 1 December 2025

2. Administration Services

2.1 Administration

The Minjilang Council administration office was open from 8:00am to 4:30pm on each business day during the report period except for the below period:

- 11 July 2025 – Closure due to National Aborigines and Islanders Day Observance Committee (NAIDOC) Day public holiday, only applicable to West Arnhem Regional Council (WARC) staff and services provided.
- 30 July 2025 – Closure due to sorry business.
- 12 August 2025 – Closure due to sorry business.
- Centrelink and Administration Officer on leave on 14-31 July 2025.
- 23 September 2025 – Closure due to sorry business.
- 9 October 2025 – Closure due to sorry business.
- 29 October 2025 – Closure due to sorry business.
- 14 November 2025 – Closure due to sorry business.
- 21 November 2025 – Closure due to Tropical cyclone Fina.
- 29 December 2025 – Closure due to lack of staff

2.2 Post Office

Post Office services are provided by Minjilang Council administration staff during normal business hours. Mail was received, sorted and dispatched each business day.

- The 6-month scanner trial commenced on 01 July 2025 to allow accurate tracking of parcels. This has been received well by team and stakeholders. During the trial council will receive $1.04 per scanned parcel.

Total postage received	1958 kg

2.3 Centrelink

The Minjilang Centrelink Office opened between 8:00am to 4:30pm each business day during the report period with exception:

- Centrelink/Administration Officer on leave on 14 July – 31 July – 2025
- Services Australia attended Minjilang 25 June - 27 June - 2025
- Position filled by staff members with service level training during leave period.
- 25 December 2025 – 1 January 2026 – Closure for holidays
- 15 December 2025 – 25 December 2025 – Self serve only

2.4 Cleaning

Scheduled cleaning of council assets for reporting report has been completed as follows:

- Council office – twice a week
- Public toilets – twice a week
- Common areas cleaned once a week
- Visitor Accommodation rooms cleaned as required
- Feedback from visitors received outlines how much they appreciated the work that our cleaning staff members do.

2.5 Visitor Accommodation

The total number of current visitor accommodation available is ten (10), bookings can be made through Little Hotelier, via WARC website.

3. Wellbeing Services

3.1 Sport & Recreation

Sport and Recreation team delivered activities involving after-school sessions, school holiday programs. The activities offered included:

- Basketball.
- Football.
- AFL.
- Dodge Ball.
- Cooking.
- Youth Leadership Pastor Graduation. The event included participation from two WARC staff members, Night Patrol, and YSR teams.
- School holiday program and assisting with Red Dust activities based around community engagement and community local band night.
- Territory day dinner and movie night were held on the 01 July 2025.
- Australian Football League (AFL) 9's under 16 competition held in Gunbalanya on 03-04 July 2025, with 11 children in attendance.
- Naidoc color run and events held on 09-10 July 2025.

- JLP Basketball in community 27-29 August 2025.
- 7 November 2025 – Army basketball games and BBQ with community.

Attendance totals	3140



Territory Day dinner cook-up by the Sport & Reaction team on 01 July 2025.



NAIDOC Week Colour Fun Run on 09 July 2025.

3.2 Early Learning

The Minjilang Creche hours of operation are Monday to Friday, 8:00am to 4:30 pm.

- 24 closures due to no staff.
- 30 July 2025 – Closure due to Sorry Business.
- 12 August 2025 – Closure due to sorry business.
- 23 September 2025 – Closure due to sorry business.
- 22 July 2025 – Visit from Community Child Care Fund Restricted (CCCFR), with positive feedback received.
- 23 July 2025 – Visit from Education Department, with positive feedback on staff performance and creche environment.
- Creche T-Shirts and bucket hats have arrived from Crocodile Creek.
- 22 December 2025 – 5 January 2026 – Closure for holidays.

Attendance totals	303

3.3 **Community Care** (Aged Care)

The Minjilang Community Care team provides services Monday – Friday to 3 clients.

Total meals provided	539

3.4 **Community Safety** (Night Patrol)

Night patrol services were provided on 145 of the 145 available nights between rostered hours of 9:00pm and 3:00am.

3.5 **Broadcasting**

In conjunction with Top End Aboriginal Bush Broadcasting Association (TEABBA), broadcasting services were provided 38 times, between 9:00am and 1:00pm.

- 10 September 2025 – Broadcasting officer left position.

4. Community Works

4.1 Parks and Open Space

The community is generally clean and tidy with rubbish collection occurring twice per week.

- As wet season approaches, teams utilize herbicide to reduce the growing weeds.

4.2 Roads

General minor road repairs and maintenance undertaken across the community.

- Potholes and roadside repairs undertaken throughout community.
- Work on the Aerodrome has been completed and report sent to Department of Infrastructure, Planning and Logistics (DLI).
- Cert 3 in Civil construction training underway with trainer on site 07-18July 2025
- Roller from Warruwi arrived in community and Works team have used to repair mud flats road.
- Cyclone cleanup after Tropical Cyclone Fina occupied the team for the week after cyclone with 24 truckloads of waste taken to the dump.

4.3 Waste

Landfill site is open to the public 24 hours a day 7 days a week, with no disruption to service.

- Rubbish runs continue to operate 2 times per week; Mondays and Thursday afternoons are the designated times, but this may vary on occasion due to staff shortages or public holidays.
- Hard rubbish is collected twice a month.
- 12 November 2025 – Cyclone cleanup around town.

5. Essential Services

5.1 Power

- 8 services requests from Indigenous Essential Services (IES)
- 18 genset services
- 9 October 2025 - power meter replacements with new smart meters
- 15 Power Coordinator and/or contractor onsite

- 18 fuel deliveries / transfers
- 2 scheduled power outage

5.2 Sewage

- Crocodile reported and photos sent to Power Water Corporation (PWC). A sign has been installed at the sewage ponds.

5.3 Aerodrome

As per the contract, inspections, callouts and maintenance were undertaken by the Aerodrome Reporting Officer (ARO).

- Trees removed from the fence line around the Aerodrome.
- The works team completed erosion remediation works at the Aerodrome.
- 9 October 2025 Termite mound removal
- 15 September 2025 – 2 December 2025 - Army onsite conducting drone launches to deter overseas fishermen.

6. Community

6.1 Community meetings and events

- Stakeholder meetings held on the first Thursday of each month.
- Emergency plan review meetings.

Total number of meetings and events attended by the CSM	55

6.2 Community key focus areas

A rise in homebrew, along with alcohol being bought into community, is a rising concern within the community.

6.3 Good News Stories

There was a surge of applicants who signed up to attend the Kurrung sports Carnival in Jabiru 05-07 September 2025.

LEGISLATION AND POLICY

Not applicable.

FINANCIAL IMPLICATIONS

Not applicable.

STRATEGIC IMPLICATION

This report is aligned to the following pillars and goals of the *Regional Plan and Budget*:

PILLAR 1 PARTNERSHIPS, RELATIONSHIPS AND BELONGING

Investing in relationships and partnerships at all levels supports and strengthens community and belonging. We prioritise the value of partnerships and relationships as a key determinant of a happy, strong and thriving community.

Goal 1.1 Community Engagement

Seek out and support diverse perspectives and collaborations with community, community leaders, businesses, agencies and local service providers to enhance community life.

Goal 1.4 Community Events

Deliver cultural, civic and sporting events which engage and unite the community.

Goal 1.6 Youth Engagement

Deliver diverse, targeted programs and events which actively empower and engage young people as valuable partners in decision-making which effects them.

PILLAR 3 SAFETY AND WELLBEING

As an 'Employer of Choice', we provide and promote a positive culture of safety, inclusion and respect. Our people are skilled, informed and have opportunities to grow and develop within our organisation. Services provided to community are professional, impactful, engaging and appropriate to local needs.

Goal 3.4 Community Service Delivery

Provision of high quality, culturally informed programs that support and enhance the safety and wellbeing of community members.

PILLAR 4 SERVICE DELIVERY AND BUILT ENVIRONMENT

We provide high quality infrastructure and service delivery that meets the unique needs of each community, creates a sense of place and contributes towards promoting a sense of pride in community.

Goal 4.3 Waste and Water Management

Deliver environmentally and economically sound solid waste, water and sewerage services.

ATTACHMENTS

Nil

WEST ARNHEM REGIONAL COUNCIL

FOR THE MEETING 5 March 2026

Agenda Reference:	**9.5**
Title:	**Human Resources Report up to 13 February 2026**
Author:	**Katharine Murray, Chief Executive Officer**

SUMMARY

The purpose of this report is to inform the Local Authority of Council employment statistics within the Local Government area and employment vacancies.

RECOMMENDATION

THAT THE LOCAL AUTHORITY receives and notes the report titled *Human Resources Report up to 13 February 2026*.

COMMENT

Workforce Report

As of 13 February 2026

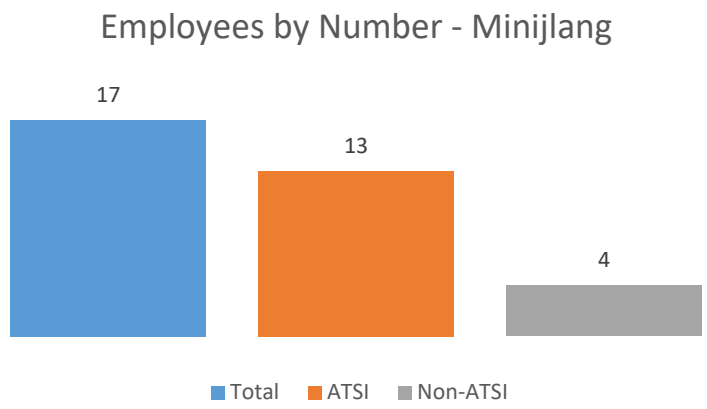

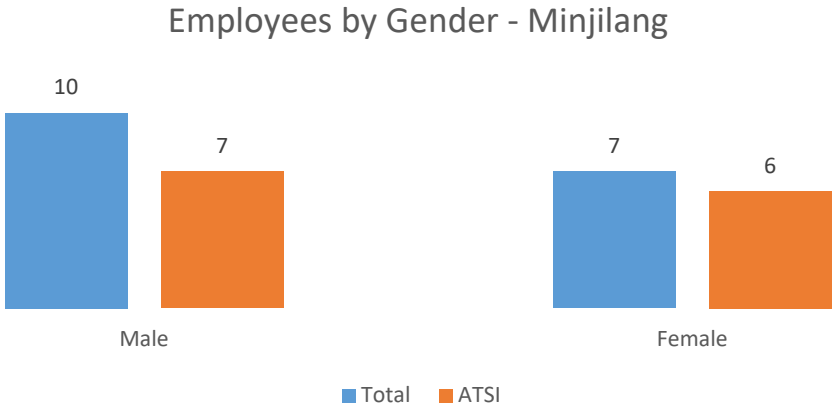

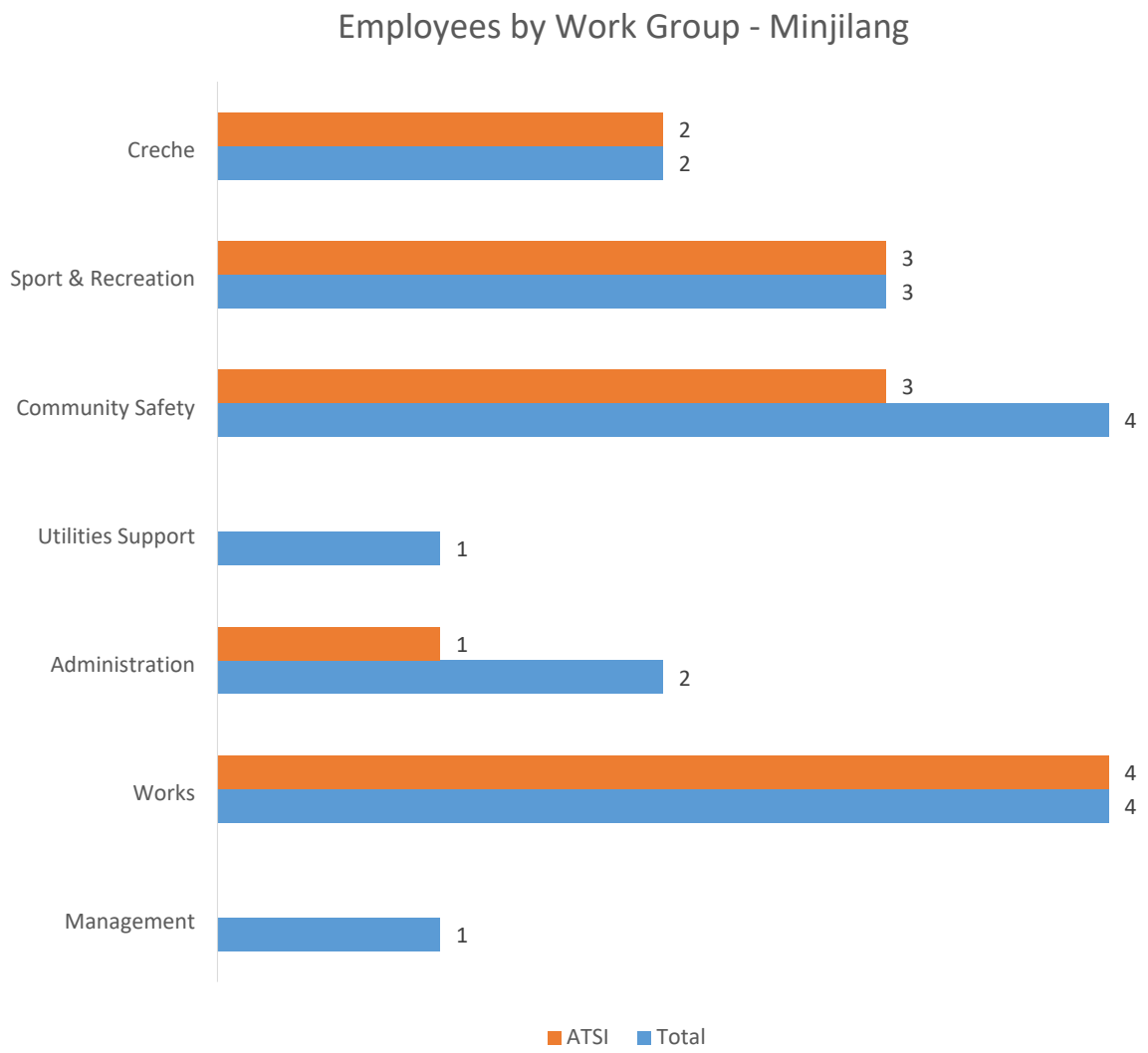

Vacancies by location as of 13 February 2026

Minjilang

- **Wellbeing Services Senior Officer** — $85k| Permanent | Full time | Subsidised Accommodation | Closes Open until filled
- **Child Care Officer** — $31.35/hr | Permanent | 30 hrs | No Accommodation | Open until filled
- **Child Care Senior Officer** — $73k | Permanent | Full time | Subsidised Accommodation | Open until filled
- **Broadcasting Officer** — $37.39/hr | Permanent | 12.5 hrs | No Accommodation | Open until filled

LEGISLATION AND POLICY

Local Government Act 2019 (Act)
Council's Organisational Structure
Council's Budget and Long-Term Financial Plan

FINANCIAL IMPLICATIONS

Nil.

STRATEGIC IMPLICATIONS

This report aligns to the following pillars and goals as outlined in the *Regional Plan and Budget*:

PILLAR 2 INCREASED LOCAL INDIGENOUS EMPLOYMENT

We are committed to investing in and supporting local Indigenous employment. We recognise the instrumental value that Indigenous staff bring to our organisation and the social force that occurs with employment opportunities.

Goal 2.1 Indigenous Employment Framework

Create Council Indigenous employment framework including tailored pathways to employment.

Goal 2.2 Policy and Procedures

Research, review and develop policy to underpin and inform Council's intent and strategy to increase local Indigenous employment.

Goal 2.3 Policy and Procedures

Research, review and develop policy to underpin and inform Council's intent and strategy to increase local Indigenous employment.

PILLAR 3 SAFETY AND WELLBEING

As an 'Employer of Choice', we provide and promote a positive culture of safety, inclusion and respect. Our people are skilled, informed and have opportunities to grow and develop within our organisation. Services provided to community are professional, impactful, engaging and appropriate to local needs.

Goal 3.2 Health and Safety

Staff and public safety is achieved via planning, education and training.

Goal 3.3 Training and Development

Deliver training and development which is effective and culturally appropriate, engaging and increases future employment opportunities and pathways.

ATTACHMENTS

Nil

WEST ARNHEM REGIONAL COUNCIL

FOR THE MEETING 5 March 2026

Agenda Reference:	**9.6**
Title:	**2025-2025 Annual Report**
Author:	**Debbie Branson, Governance Advisor**

SUMMARY

The purpose of this report is to present the Approved West Arnhem Regional Council's 2024-2025 Annual Report to the Local Authority for noting. The Annual Report contains information about Council's operating and financial activities over the past financial year.

RECOMMENDATION

THAT THE LOCAL AUTHORITY receives and notes the report titled *2025-2025 Annual Report*.

BACKGROUND

According to Guideline 1: Local Authorities section 10.2 (a) Once in each financial year, a local authority agenda must include a copy of the Councils Annual report for the previous financial year.

LEGISLATION AND POLICY

Local Government Act 2019 Guideline 1: Local Authorities

FINANCIAL IMPLICATIONS

Not applicable.

STRATEGIC IMPLICATIONS

This report aligns to the following pillars and goals as outlined in the *Regional Plan and Budget*:

PILLAR 1 PARTNERSHIPS, RELATIONSHIPS AND BELONGING

Investing in relationships and partnerships at all levels supports and strengthens community and belonging. We prioritise the value of partnerships and relationships as a key determinant of a happy, strong and thriving community.

Goal 1.1 Community Engagement

Seek out and support diverse perspectives and collaborations with community, community leaders, businesses, agencies and local service providers to enhance community life.

PILLAR 6 FOUNDATIONS OF GOVERNANCE

Integrity is at the heart of everything we do. We are leaders of best practice and excellence in governance, advocacy, consultation and administration. Our processes, procedures and policies are ethical and transparent.

Goal 6.3 Council and Local Authorities

Excellence in governance, consultation administration and representation.

Goal 6.5 Planning and Reporting

Robust planning and reporting that supports Council's decision-making processes.

ATTACHMENTS

1. WARC 2024-25 Annual Report (1) [**9.6.1** - 113 pages]


2024-25
ANNUAL REPORT
WEST ARNHEM
REGIONAL COUNCIL

Acknowledgement of Country

West Arnhem Regional Council acknowledges the First Nations Custodians; and the many Language and Family groups who are Managers and Care-takers to each of their Traditional homelands and Waters across the West Arnhem Region's Wards. West Arnhem Regional Council pay their respects and acknowledge Elders, past present and rising.

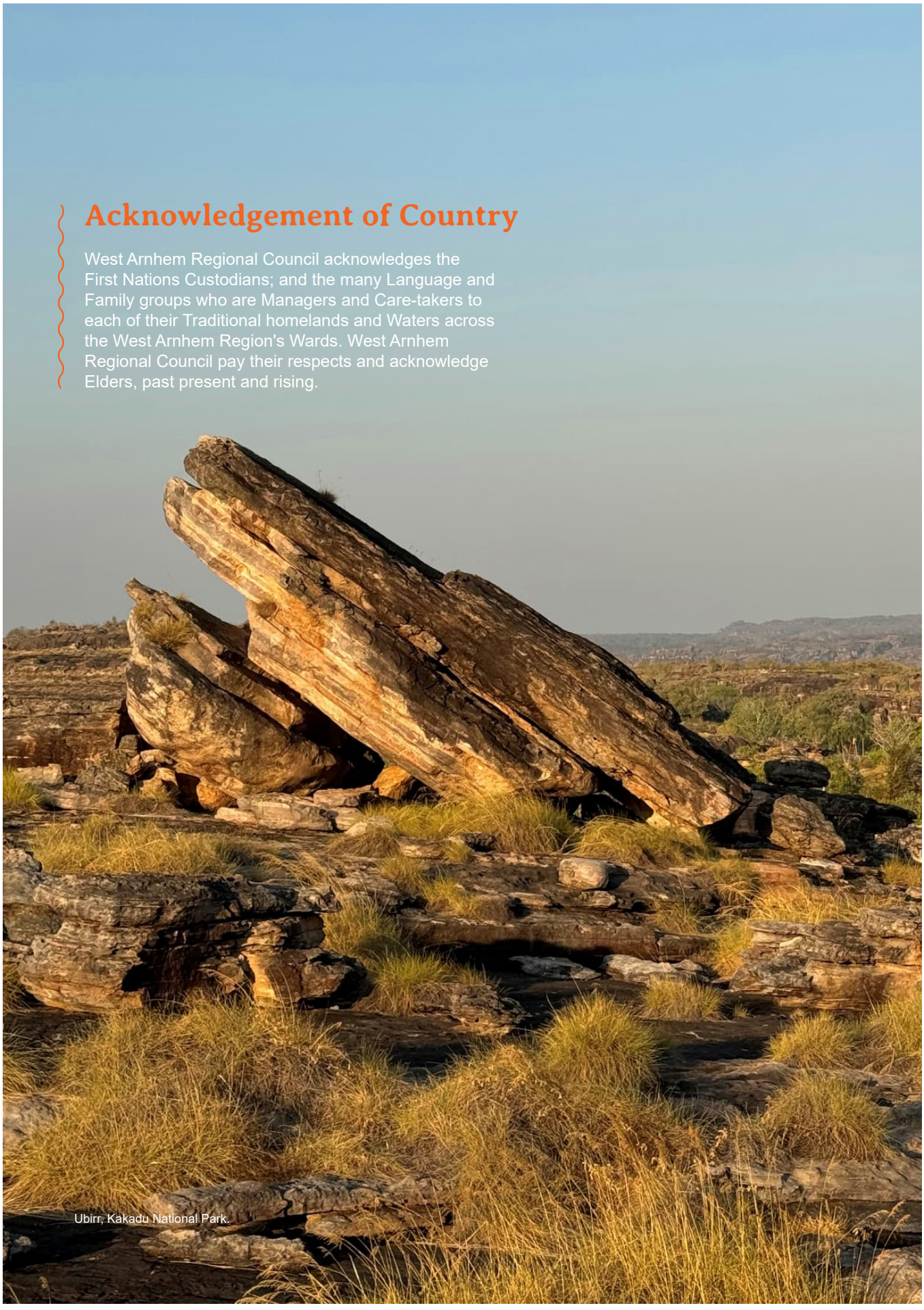

Ubirr, Kakadu National Park.



Table of Contents

MESSAGE FROM THE MAYOR AND CEO	**4**
STRATEGIC PLAN	**6**
OUR REGION	**8**
Statistics Overview	10
OUR COUNCIL	**12**
Our Councillors	13
Council's Structure	14
Meeting Attendance	15
Allowances	16
Council Committee and Panel	17
Consultations Undertaken by Council	19
Key Council Projects	20
Council Shared Agreements	21
Council Delegations and Advisory Bodies	22
Local Authorities	23
Local Authority Meeting Attendance	24
Local Authority Projects	26
OUR STAFF	**28**
Organisational Structure	29
Staff Snapshot	30
COUNCIL PERFORMANCE	**33**
Our Performance Highlights	34
Assessment of Council's Performance	45
FINANCIAL PERFORMANCE	**68**

Aboriginal and Torres Strait Islander People should be aware that this publication may contain images and names of people who have since passed away.

Mayor and CEO Welcome

On behalf of West Arnhem Regional Council, we are proud to present the 2024-25 Annual Report.
This year has been one of progress, as we continue to work together to achieve our Vision of Strong Communities. We recognise that true and lasting outcomes are achieved through collaboration and consultation with our constituents, Local Authorities and stakeholders. This has been, and will remain, a central focus of our Council's work.

With the leadership of our 12 Aboriginal Elected Members, representing the five wards of West Arnhem, Council remains strong and committed to greater outcomes for our region through community development, good governance, financial sustainability, and the empowerment of the communities we serve.

In 2024-25, Council saw several changes in leadership. We welcomed several new Elected Members, Monica Wilton and Jermaine Namanurki, representing the Maningrida Ward in July 2024. Tamar Nawirridj was appointed in January 2025 for the Gunbalanya Ward, and Steven Nabalmarda was appointed in February 2025 for the Minjilang Ward. We also acknowledge and thank the outgoing Councillors for their contributions during this period.

Following a national recruitment campaign, Council was also pleased to appoint Katharine Murray as Chief Executive Officer (CEO) in April 2025. Katharine took on the role from former CEO Andrew Walsh, who resigned earlier in the year. We thank Andrew for his significant contributions during his tenure and warmly welcome Katharine's leadership as she guides Council into the future.

This has been a year of milestones across all facets of our organisation - from advocacy and representation to strong service delivery, building up our workforce and increasing local employment. These priorities are deeply embedded in the six Pillars of our Strategic Plan, which continues to guide and shape our work.

A key achievement this year was the approval of the West Arnhem Regional Council (Jabiru Town) By-Laws 2024. Endorsed at a Special Council Meeting on 6 December 2024 and approved by the Minister on 17 December 2024, the new by-laws came into effect on 1 January 2025. These laws replaced six existing by-laws, ensuring the ongoing maintenance and regulation of Jabiru Township.

> *"These priorities are deeply embedded in the six Pillars of our Strategic Plan, which continues to guide and shape our work.."*

Under Pillar 4 – Service Delivery & Built Environment, Council has continued to invest in vital infrastructure that enhances liveability, supports community activity, and improves facilities across the region. This year's highlights include:
- Gunbalanya: Oval irrigation upgrades – $250,000
- Jabiru: Installation of oval lights – $1.5 million
- Maningrida: Changerooms – $3.5 million
- Minjilang: Cemetery works – $150,000
- Warruwi: Recreation Hall upgrades – $200,000

Throughout the year, Local Authorities across West Arnhem supported and funded more than 20 major community and infrastructure projects. Council acknowledges the dedication of all Local Authority members, past and present, for their important role as a bridge between Council and community. In line with Pillar 2 – Increased Local Indigenous Employment, Council was successful in securing 12 positions under the

Remote Jobs and Economic Development Program, further strengthening opportunities for local employment and community development.

Council also reached an important milestone for its workforce, with staff voting in favour of the organisation's first Enterprise Agreement, formally approved by the Fair Work Commission on 25 February 2025. This agreement improves employment conditions and reflects our commitment to valuing and investing in our people. We sincerely thank our 170-strong workforce for their dedication and service to our communities and look forward to the positive outcomes this agreement will deliver.

Council has also maintained a strong focus on financial sustainability, ensuring that resources are managed responsibly and transparently to support the long-term wellbeing of our communities.

Our advocacy efforts have ensured that West Arnhem continues to have a strong voice in Territory and national conversations, securing valuable funding and resources while championing the needs and aspirations of our region. During the reporting period, Council was pleased to secure additional funding for major community infrastructure projects, including $50,000 for repairs to the Maningrida Swimming Pool, $200,000 for a new fuel tank in Minjilang, and $1.15 million for upgrades to recreation facilities in Jabiru.

We would like to extend our heartfelt thanks to the Australian Government, the Northern Territory Government and our funding bodies for their valuable partnerships and funding opportunities over the past year. These collaborations have played a key role in advancing the development and welfare of our region.

Finally, to our communities - thank you. Council is proud to walk alongside you, and we look forward to continuing this journey together. As we look ahead, our focus remains on building on these foundations, strengthening opportunities, and delivering meaningful outcomes for all communities in West Arnhem.



James Woods
Mayor

Katharine Murray
Chief Executive Officer

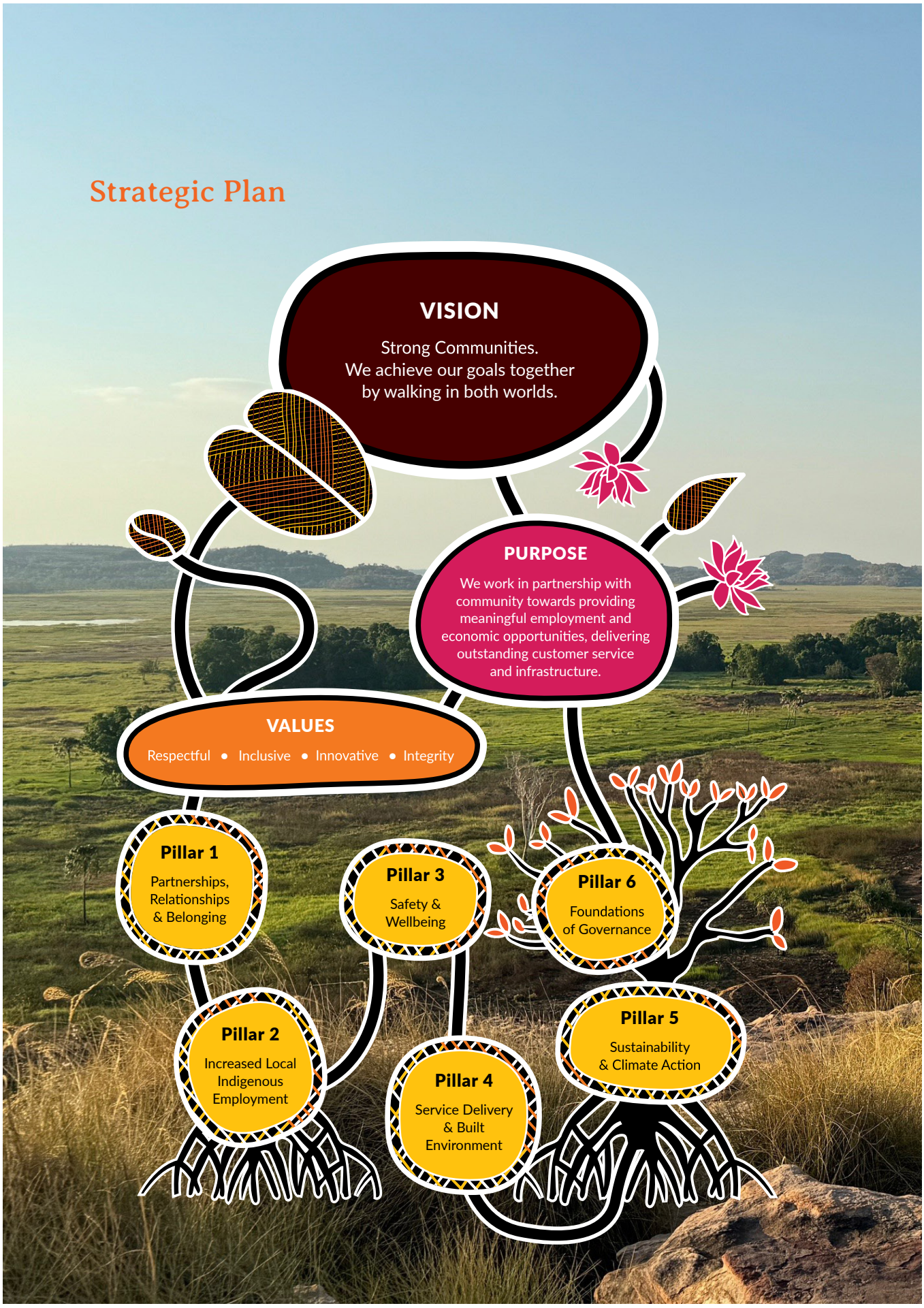
Strategic Plan
VISION
Strong Communities.
We achieve our goals together
by walking in both worlds.
PURPOSE
We work in partnership with community towards providing meaningful employment and economic opportunities, delivering outstanding customer service and infrastructure.
VALUES
Respectful • Inclusive • Innovative • Integrity
Pillar 1
Partnerships, Relationships & Belonging
Pillar 2
Increased Local Indigenous Employment
Pillar 3
Safety & Wellbeing
Pillar 4
Service Delivery & Built Environment
Pillar 5
Sustainability & Climate Action
Pillar 6
Foundations of Governance



The values or behaviours that Council will embrace to support our Purpose and guide us in achieving the Vision are:

Respectful:
We respect our communities and staff of all cultures. We respect elders past, present and emerging for they hold the memories, the traditions the culture and hopes of Indigenous Australia. We acknowledge that Aboriginal culture is a living culture and that Aboriginal people continue to live in spiritual and sacred relationship with country.

Inclusive:
We are engaged with our communities and partners. We value diverse perspectives and voices and encourage their incorporation into our work practices.

Innovative:
We encourage and promote a culture of safety where innovation is celebrated and new ways of working are implemented to improve our services.

Integrity:
We are open, transparent and accountable.



Minjilang Airport, Croker Island.

Our Region

Our Region at a Glance

The West Arnhem Regional Council is located in the northern reaches of the Northern Territory, spanning 49,675 square kilometres of diverse landscapes and deep cultural heritage. The region is home to around 6,281 people living across five main communities - Maningrida, Gunbalanya, Jabiru, and the island communities of Warruwi and Minjilang - as well as more than 100 homelands.

Communities and Populations

Each community has its own character, history, and strengths:

- Gunbalanya: 1,177 residents
- Jabiru: 755 residents
- Maningrida: 2,518 residents
- Minjilang: 265 residents
- Warruwi: 432 residents

Together, these communities reflect the strong bonds of saltwater and freshwater peoples, whose lives and identities remain intertwined through songlines and cultural practices. More than three-quarters of the population - about 81% - identify as Aboriginal and/or Torres Strait Islander Peoples, making culture, tradition, and language central to everyday life.

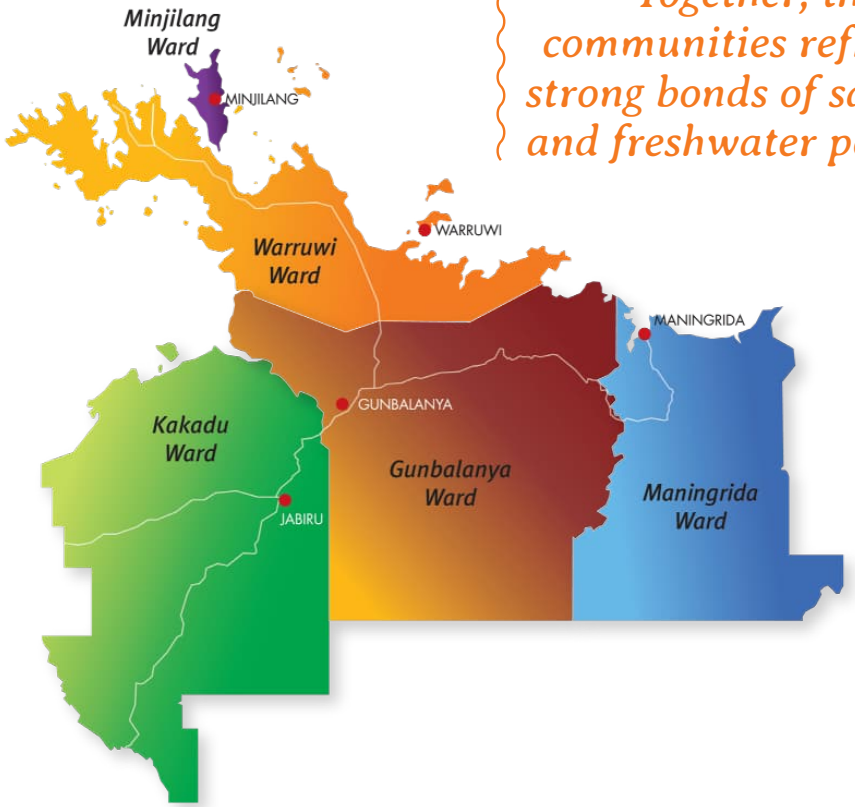

Environment and Country

West Arnhem is defined by its extraordinary environment. From sweeping coastlines, winding river systems, wetlands, and freshwater billabongs to the rugged escarpments of stone country, the region holds both ecological and cultural significance. It is also home to two of Australia's most famous protected areas: Kakadu National Park, a UNESCO World Heritage site, and Garig Gunak Barlu National Park on the Cobourg Peninsula.

Governance and Community Voice

Council governance is organised into five Wards, represented by 12 elected members. These members work in close partnership with their communities to address local priorities while respecting the unique needs of each area. Local decision-making is further strengthened through four Local Authorities in Maningrida, Gunbalanya, Warruwi, and Minjilang. These meetings give community members a direct voice in shaping projects and services, helping ensure that council decisions reflect local aspirations.

"Together, these communities reflect the strong bonds of saltwater and freshwater peoples.."

Statistics Overview

Data source: 2021 Census data

Total Population
6,281
Median Age: 28 years

Aboriginal and/or Torres Strait Islander Peoples
5,097 or 81%

Gender Breakdown
Male 50.9%
Female 49.1%

Number of Families
1,144

Top Languages Spoken at Home
(Excluding English)
Kunwinjku: 23.1%
Burarra: 18.0%
Kuninjku: 6.6%
Ndjebbana (Gunavidji): 5.7%
Maung: 5.1%

Households
Private Dwellings: 2,188
Average number of people per household: 4.2



Warruwi Youth, Sport and Recreation program's 'on Country' activities.



The Youth AFL 9s competition in Gunbalanya.



Mayor James Woods and Councillor Jacqueline Phillips attending the 2024 First Circles Leadership Program graduation as Alumni.

Our Council

Our Councillors

The Council is governed by five wards with 12 Elected Members serving to represent the interests of their respective Wards. The Elected Members work closely with the Communities to ensure that local priorities and challenges are addressed, with a special emphasis on the unique needs of each area.

12
Elected Members across five Wards



Gunbalanya Ward
Cr Otto Dann



Gunbalanya Ward
Cr Tamar Nawirridj



Gunbalanya Ward
Cr Donna Nadjamerrek



Maningrida Ward
Mayor James Woods



Maningrida Ward
Cr Jacqueline Phillips



Maningrida Ward
Cr Monica Wilton



Maningrida Ward
Cr Jermaine Namanurki



Kakadu Ward
Deputy Mayor
Elizabeth Williams



Kakadu Ward
Cr Ralph Blyth



Kakadu Ward
Cr Mickitja Onus



Minjilang Ward
Cr Steven Nabalmarda

Warruwi Ward
Cr Marrawal

Council's Structure

Residents of each of West Arnhem Regional Council's five wards elect councillors at the Northern Territory local government general election held every four years. There are 12 councillors in total elected and they sit as the West Arnhem Regional Council.
The role of Council is to:

- Listen to and represent the interests of residents
- Influence decisions which affect communities
- Provide leadership, guidance, and directly influence the future direction of the region
- Advocate to all levels of government on important community matters

"Council welcomed several new appointments to ensure strong local representation."

Following the 2021 NT Local Government General Election, Council welcomed several new appointments to ensure strong local representation. Tamar Nawirridji was appointed to fill a vacancy in the Gunbalanya Ward, while Monica Wilton and Jermaine Namanurki joined the Maningrida Ward, and Steven Nabalmarda was appointed to the Minjilang Ward. The next NT Local Government General Election is scheduled for August 2025, when community members will once again have the opportunity to elect their representatives.

Changes within Council

Gunbalanya Ward

In October 2024, Council accepted the resignation of Cr Gabby Gumurdul. Cr Tamar Nawirridj was appointed in January 2025 to fill the vacancy. Cr Nawirridj is committed to supporting the Gunbalanya community and caring for country.

Maningrida Ward

In July 2024, Council called for nominations to fill two vacancies in the Maningrida Ward. Cr Jermaine Namanurki and Cr Monica Wilton were subsequently appointed. Cr Namanurki is eager to strengthen his understanding of governance and develop leadership skills to benefit the Maningrida community. Cr Wilton is dedicated to being a strong voice for her people, with a focus on improving community health and reducing violence.

Minjilang Ward

In November 2024, Council accepted the resignation of Cr Henry Guwiyul. Cr Steven Nabalmarda was appointed in February 2025 and is committed to working closely with the Minjilang community to address local needs.



Elected Members training with staff from the Department of Housing, Local Government and Community Development.

Meeting Attendance

Elected Members Attendance at Council and Committee Meetings in 2024-25:

Elected Members	Ward	Council meetings	Finance Committee Meetings	Risk Management and Audit Committee Meetings	CEO Employment & Remuneration Advisory Panel	Kakadu Ward Advisory Committee Meeting	Special Council Meeting	Attendance Summary		
								Entitled to Attend		Meeting Attended
James Woods (Mayor)	Maningrida	10/12		3/4	3/3	4/4	16/16	39	36	92%
Elizabeth Williams (Deputy Mayor)	Kakadu	11/12		4/4	3/3	4/4	16/16	39	38	97%
Gabby Gumurdul	Gunbalanya	0/4					0/4	4	0	0%
Ralph Blyth	Kakadu	9/12				4/4	13/16	32	26	81%
Otto Dann	Gunbalanya	6/12					7/16	28	13	46%
Donna Nadjamerrek	Gunbalanya	7/12					6/16	28	13	46%
Jacqueline Phillips	Maningrida	8/12		2/4			12/16	32	22	68%
Monica Wilton	Maningrida	12/12					11/11	23	23	
Henry Guwiyul	Minjilang	1/4					0/4	8	1	12%
Jermaine Namanurki	Maningrida	10/12					8/11	23	18	78%
Cr Marrawal	Warruwi	8/12			3/3		9/16	31	20	65%
Tamar Nawirridj	Gunbalanya	3/5					3/5	5	3	60%
Mickitja Onus	Kakadu	11/12			3/3	4/4	15/16	35	33	94%

1. Finance Committee members are Mayor James Woods, Deputy Mayor Elizabeth Williams, Cr Mickitja Onus, Cr Marrawal and Cr Donna Nadjamerrek. No meetings were convened in 2024-25.
2. Risk Management and Audit Committee members are Mayor James Woods, Deputy Mayor Elizabeth Williams, Cr Jacqueline Phillips and two independent members Chairperson Carolyn Eagle and Member Warren Jackson.
3. CEO Employment & Remuneration Advisory Panel members are Mayor James Woods, Deputy Mayor Elizabeth Williams, Cr Mickitja Onus and Cr Marrawal. Mark Blackburn was appointed as the independent member.
4. Kakadu Ward Advisory Committee members are Mayor James Woods, Deputy Mayor Elizabeth Williams, Cr Mickitja Onus and Cr Ralph Blyth.

Allowances

Elected Members Payments

Elected Member	Total Allowances Paid *(excl. Super Paid)*	Base Allowance	Extra Meeting Allowance	Superannuation Paid
James Woods (Mayor)	**102,000.08**	102,000.08	-	11,730.02
Elizabeth Williams (Deputy Mayor)	**42,400.12**	36,000.12	6,400.00	4,875.98
Gabby Gumurdul	**7,423.07**	6,923.07	500.00	853.64
Ralph Blyth	**23,499.98**	19,999.98	3,500.00	2,702.46
Otto Dann	**23,399.98**	19,999.98	3,400.00	2,690.96
Donna Nadjamerrek	**21,599.98**	19,999.98	1,600.00	2,483.96
Jacqueline Phillips	**23,799.98**	19,999.98	3,800.00	2,736.96
Monica Wilton	**23,396.68**	18,296.68	5,100.00	2,690.59
Henry Guwiyul	**8,327.46**	7,527.46	800.00	957.65
Jermaine Namanurki	**22,496.68**	18,296.68	4,200.00	2,587.09
Cr Marrawal	**24,899.98**	19,999.98	4,900.00	2,863.46
Tamar Nawirridj	**8,737.38**	7,637.38	1,100.00	1,004.79
Mickitja Onus	**24,699.98**	19,999.98	4,700.00	2,840.46
Steven Nabalmarda	**7,538.46**	6,538.46	1,000.00	866.91
Total	**364,219.81**	**323,219.81**	**41,000.00**	**41,884.93**
			Total Allowances and Super Paid	**406,104.74**

1. Allowance for Members are set by the Northern Territory Government Remuneration Tribunal.
2. Payments are as per the Members payment advice.

Council Committee Unelected Member Payments

Council Committee Unelected Member		Total Payments	Meeting Allowance	Travel Paid
Council's Risk Management and Audit Committee Independent Chairperson	Carolyn Eagle	**$3,836.00**	$3,836.00	-
Council's Risk Management and Audit Committee Independent Member	Warren Jackson	**$2,876.00**	$2,876.00	-
		$6,712.00	$6,712.00	-

Council Committees and Panel

Finance Committee

The Finance Committee is constituted as an Executive Committee with all the necessary powers to carry out Council's financial functions in line with section 83 of the *Local Government Act 2019* and Regulation 19 of the Local Government (General) Regulations 2021. The Finance Committee was formed to review and approve the finance report in the instance that a quorum cannot be met for an Ordinary Meeting of Council.

The Committee currently consists of the following members:

Finance Committee Members
Mayor James Woods
Deputy Mayor Elizabeth Williams
Councillor Mickitja Onus
Councillor Marrawal
Councillor Donna Nadjamerrek

The Finance Meeting was disbanded at the beginning of 2023 and reestablished in February 2024.

No meetings were convened during the 2024-25 finance year.

Risk Management and Audit Committee

The Risk Management and Audit Committee is a key component of Council's governance framework. The Committee is an independent advisory body that monitors the compliance of Council's financial policies and procedures with relevant statutory provisions, regulations and ministerial guidelines. The Committee works within the framework of the Risk Management and Audit Committee Charter and the Risk Management and Audit Committee Terms of Reference.

The Committee currently consists of the following members:

Risk Management and Audit Committee Members
Carolyn Eagle (Independent Chair)
Warren Jackson (Independent Member)
Mayor James Woods
Deputy Mayor Elizabeth Williams
Councillor Jacqueline Phillips
Councillor Gabby Gumurdul

The Risk Management and Audit Committee meets four times a year. Meeting dates were as follow:

20 September 2024
12 November 2024
27 February 2025
19 June 2025



Gunbalanya Local Authority member and Chairperson Andy Garnarradj, Minister Malarndirri McCarthy, Cr Donna Nadjamarrek, Mayor James Woods and Cr Otto Dann in Gunbalanya in April 2025.

Council Committees and Panel

CEO Employment and Remuneration Advisory Panel

The Chief Executive Officer (CEO) Employment and Remuneration Advisory Panel was reestablished in May 2024 in line with the *Local Government Act 2019* - Guideline 2: Appointing a CEO. The key objective of the Panel is to provide advice and support to Council regarding CEO employment processes including recruitment, contract of employment, remuneration and performance review.

The Panel has the following members:

CEO Employment and Remuneration Advisory Panel Members
Mayor James Woods
Deputy Mayor Elizabeth Williams
Councillor Mickitja Onus
Councillor Marrawal
Independent Member Mark Blackburn

Meeting dates in 2024-25:

22 January 2025
14 February 2025
20 February 2025

Kakadu Ward Advisory Committee

Formed to support the Kakadu Ward Councillors as the Ward has not been recognised by the Local Government Ministers as a Local Authority. This gives the Councillors a voice in and for the activities and operations of West Arnhem Regional Council in Jabiru and the wider Kakadu Ward. Whilst this advisory committee has no income stream at this point, the Committee's activities encompass all areas of Kakadu Ward events and operations, and it was established as a vessel to empower the greater community spirit and make a difference for the constituents of the Kakadu Ward.

The Committee currently consists of the following members:

Kakadu Ward Advisory Committee Members
Councillor Ralph Blyth (Chairperson)
Mayor James Woods
Deputy Mayor Elizabeth Williams
Councillor Mickitja Onus

Meeting dates in 2024-25:

13 September 2024
29 November 2024
14 March 2025
19 June 2025



Consultations Undertaken by Council

The West Arnhem Regional Council Plan and Budget 2025-26

The Draft Regional Plan and Budget 2025-26 was approved by Council and released for public consultation on 29 April 2025.

A revised draft was issued on 13 May 2025 to incorporate information inadvertently omitted from the original version. The subsequent public consultation period closed on 3 June 2025, with one submission received from the Department of Housing, Local Government and Community Development, recommending minor grammatical changes.

"The Plan is underpinned by six strategic pillars."

During May 2025, the draft Plan was also presented to Local Authorities across the region to invite review and feedback from community representatives.

The final Regional Plan and Budget 2025-26 was formally adopted by Council on 17 June 2025.

The Plan is underpinned by six strategic pillars:

- Partnerships, Relationships and Belonging
- Increased Local Indigenous Employment
- Safety and Wellbeing
- Service Delivery and Built Environment
- Sustainability and Climate Action
- Foundations of Governance

These priorities, developed through consultation with communities and Local Authorities, reinforce Council's commitment to stability, financial resilience, and strong local governance across West Arnhem.

Consultation on Draft Jabiru By-Laws

West Arnhem Regional Council sought feedback on its Draft West Arnhem Regional Council (Jabiru Town) By-Laws, which were required to replace the six existing by-laws for Jabiru Town after the end of the Jabiru Town Development Authority. The notice was published on Friday, 27 September 2024.

The draft by-laws aimed to:

- Promote public health, wellbeing and safety
- Control animals in Jabiru
- Protect public amenities
- Include provisions that consider the wishes of the Mirarr people

Written submissions were invited and accepted until close of business on Friday, 18 October 2024. Comments received by Council were considered in consultation with the NT Government. Two letters were received from residents and multiple comments from elected members.

The West Arnhem Regional Council (Jabiru Town) By-Laws 2024 were endorsed at a Special Council Meeting on 6 December 2024 and received Ministerial approval on 17 December 2024.

On 1 January 2025, the new by-laws for Jabiru came into effect, replacing the six previous by-laws for the township.

This milestone marked the conclusion of a three-and-a-half-year process following the cessation of the Jabiru Town Development Authority.

Beginning in May 2021, the by-laws were drafted, revised and refined through extensive community consultation to ensure strong local governance and the ongoing maintenance and regulation of the Jabiru township.



Key Council Projects

This year's projects – from early planning to completion and new works underway – highlight our strong commitment to community development and infrastructure improvement.

Gunbalanya
Oval Lights installation
Oval irrigation upgrades
Flood insurance at Toad Hall
Jabiru
Housing upgrades
Installation of lights at Brockman Oval
Maningrida
Construction of change rooms and toilet upgrades
Cemetery
Malabam Road drainage and culvert
Minjilang
Cemetery
Warruwi
Recreation Hall upgrades
Ground penetrating radar



Road upgrades along Malabam Road, Maningrida.



New lights installed on Gunbalanya's Oval.



Construction of the new Maningrida Change Rooms.

Council Shared Agreements

CouncilBIZ Subsidiary

The members of CouncilBIZ agreed to transition all member services, predominantly ICT and software, to the relevant individual member councils on or before 30 June 2024 and for the local government subsidiary to be wound up. At the end of June 2025 only a few shared legacy telecommunication contracts remain, and the Council is working with the other CouncilBIZ members and the NT Government to resolve these agreements and to close CouncilBIZ.

Local Government Association of the Northern Territory

West Arnhem Regional Council is a member of the Local Government Association of the Northern Territory (LGANT). LGANT's role is to advocate on behalf of and support the local government sector and its member councils. In the 2024-25 year, Council continued to work with LGANT in various key areas and the Council's Mayor, James Woods, was appointed as a LGANT Board Member. The staff and elected members also attended the LGANT Conference in November 2024 and April 2025.

Other Agreements

In the 2024-25 year, Council entered into other agreements with various government agencies in efforts to improve its service delivery especially through its social welfare programs. These include:

1. The delivery of Licenced Post Office services in Jabiru, Maningrida and Gunbalanya, and Community Postal Agency services in Warruwi and Minjilang as per agreements with Australia Post.

2. The delivery of Home Care Packages (HCP) and Commonwealth Home Support Program (CHSP) that enable clients, within the aged care sector, to live in their own homes.

3. The delivery of disability support services as a registered National Disability Insurance Agency (NDIA) provider.

4. The delivery of National Disability Insurance Scheme (NDIS) Remote Community Connector services as per a contract with NDIA

5. The provision of Centrelink services in Gunbalanya, Jabiru, Minjilang and Warruwi as per an agreement with Services Australia.

6. An agreement with Power and Water Corporation to maintain power, water and sewerage systems contracts in Gunbalanya, Maningrida, Minjilang and Warruwi.

7. An agreement with the Melbourne Veterinary School commenced in January 2024 to provide animal management services in Gunbalanya, Jabiru, Maningrida, Minjilang and Warruwi.

8. The maintenance of airstrip services contracts in Gunbalanya, Maningrida, Warruwi and Minjilang as per an agreement with the Department of Logistics and Infrastructure (DLI).

9. Agreements with National Indigenous Australians Agency (NIAA) to provide programs to Gunbalanya, Maningrida, Minjilang and Warruwi for community sport and recreation activities, Warruwi Outside School Hours Care (OSCH) and local Indigenous broadcasting.

10. An agreement with NIAA to provide a community safety program in Gunbalanya, Minjilang and Warruwi.

11. An agreement with the Northern Territory Government to provide the Active Regional and Remote Communities program in Gunbalanya, Jabiru, Maningrida, Minjilang and Warruwi.

12. An agreement with Australian Government Department of Education via Community Child Care Fund restricted grant (CCCFR) for creche provision in Minjilang and Warruwi.

13. Collaborations with education institutions such as Batchelor Institute and Charles Darwin University to facilitate the delivery of accredited courses to Council staff.

14. Working together with Reconciliation Australia as Council continues to make progress in its reconciliation journey, and achieve the goals outlined in the West Arnhem Regional Council Innovate Reconciliation Action Plan July 2021 – July 2023.

15. Various agreements with the Commonwealth Government to improve the wellbeing of communities.

16. Working together with the Northern Land Council (NLC), an independent statutory authority of the Commonwealth that assists Aboriginal peoples in the Top End of the Northern Territory to acquire and manage their traditional lands and seas.

Council Delegations and Advisory Bodies

The *Local Government Act 2019* (Act) contains several provisions that allow Council to delegate some of its functions and powers to Committees including Local Authorities.
By delegating its powers and functions, Council provides an opportunity for community members to contribute to ideas about various community projects through their local representatives and have greater input in Council's decision-making process.
Council considered expert advice from professionals and specialists appointed to Council Committees, such as Council's Risk Management and Audit Committee which has two independent members with specialist skills.
In 2024-25, the Council approved delegations to the following committees/authorities:

Local Authorities in Minjilang, Warruwi, Gunbalanya and Maningrida

In 2024-25, Council worked closely with Local Authority members in all its communities, and received advice, recommendations and approvals on the following key matters:

1. Council's Strategic Plan;
2. Council's priorities for expenditure within each Local Authority area, including projects funded by the Local Authorities;
3. Council's service delivery for communities in each Local Authority; and
4. The West Arnhem Regional Council Regional Plan and Budget 2024-25.

Risk Management and Audit Committee

The Risk Management and Audit Committee was established pursuant to part 5.3 of the Act as a key component of Council's governance framework. During the 2024-25 year, the Risk Management and Audit Committee met 4 times to carry out the following key functions:

1. Monitoring and overseeing Council's audit function which includes:
   a. The development of audit programs;
   b. The conducting of internal audits;
   c. The review of audit outcomes; and
   d. Assessing how audit recommendations have been implemented.
2. Advising Council about the appointment of external auditors, reviewing the auditor's recommendations about Council's key risk and compliance issues, and providing feedback about the auditor's performance.
3. Reviewing and if appropriate, recommending that Council approves financial statements (in conjunction with the auditor's report).
4. Monitoring changes in accounting and reporting requirements.
5. Reviewing compliance and legislative requirements, contracts, standards and best practice guidelines.
6. Monitoring and making recommendations on the adequacy of Council's risk management framework, internal policies, as well as Council's practices and procedures for managing risk.

Kakadu Ward Advisory Committee

In 2024-25, the Council also worked with the Kakadu Ward Advisory Committee and received advice and recommendations on the key matters it put to Council's Local Authorities.

Finance Committee

The Finance Committee is an Executive Committee with all the necessary powers to carry out Council's financial functions. This Committee has delegated authority from Council to carry out the following functions during the months that an Ordinary Council meeting is not convened:

1. Review and approve Council's monthly financial reports.
2. Review and approve reports on Council budgets that are presented during the Committee's meeting.
3. Review reports about Council's immediate and long-term financial plans.
4. Consider the financial implications of Council's financial plans to ensure that they meet the needs of West Arnhem communities.
5. Review the financial status and progress of major projects and recommend changes or revisions to projects, if necessary.
6. Review the debtor and creditor lists, and ensure sufficient funds are available to pay forthcoming debts.
7. Review and approve any other urgent matters as required.

An Ordinary Council meeting was scheduled and occurred every month in 2024-25 and there was no need for a Finance Committee meeting.



Local Authorities

Local Authority meetings are an essential forum to strengthen local decision making in remote communities.
Through local authorities, communities have the opportunity to express their views and represent their communities views on matters affecting local government.
West Arnhem's Local Authorities give people living in Maningrida, Minjilang, Warruwi and Gunbalanya a direct voice in how Council services are provided, and how funds are spent in their communities. Acting as a link between their community and the Council, the members express local interests and make recommendations for projects of significance to their community.

"Local Authority meetings are an essential forum to strengthen local decision making in remote communities.."

During the 2024-25 financial year, Local Authorities in the West Arnhem region held meetings on the following dates:

Maningrida	Warruwi	Gunbalanya	Minjilang
12 September 2024	10 September 2024	11 September 2024	9 September 2024
28 November 2024	26 November 2024	27 November 2024	25 November 2024
10 March 2025	11 March 2025	5 February 2025	13 March 2025
12 May 2025	13 May 2025	12 March 2024	15 May 2025
		14 May 2025	



Warruwi Local Authority meeting on Tuesday, 13 May 2025.

Local Authority Meeting Attendance

Gunbalanya				
Member	**Position**	**Eligible to Attend**	**Meetings Attended**	
Andy Garnarradj	Chairperson	5	4	80%
Henry Yates	Appointed Member	5	5	100%
Kenneth Mangiru	Appointed Member	5	3	60%
Maxwell Garnarradj	Appointed Member	5	5	100%
Connie Nayinggul	Appointed Member	5	3	60%
Evonne Gumurdul	Appointed Member	5	5	100%
Nicodemus Nayilibidj	Appointed Member	5	2	40%
Grant Nayinggul	Appointed Member	5	5	100%
James Woods	Mayor	5	5	100%
Elizabeth Williams	Deputy Mayor	5	5	100%
Donna Nadjamerrek	Elected Member	5	1	20%
Otto Dann	Elected Member	5	3	60%
Tamar Nawirridj	Elected Member	3	2	66%
Gabby Gumurdul	Elected Member	1	1	100%

Gabby Gumurdul resigned in October 2024 and Tamar Nawirridj was appointed Elected Member in January 2025.

Maningrida				
Member	**Position**	**Eligible to Attend**	**Meetings Attended**	
Sharon Hayes	Appointed Member/Chairperson*	4	4	100%
Jessica Phillips	Appointed Member/Chairperson*	4	2	50%
Garth Doolan	Appointed Member	4	4	100%
Marlene Kernan	Appointed Member	4	4	100%
Shane Namanurki	Appointed Member	4	2	25%
Joyce Bohme	Appointed Member	4	3	75%
James Woods	Mayor	4	4	100%
Monica Wilton	Elected Member	4	4	100%
Elizabeth Williams	Deputy Mayor	4	4	100%
Jermaine Namanurki	Elected Member	4	4	100%
Jacqueline Phillips	Elected Member	4	2	50%

Jessica Phillips was appointed Maningrida Local Authority Chairperson for 12 months in May 2025.

Minjilang				
Member	**Position**	**Eligible to Attend**	**Meetings Attended**	
Matthew Nagarlbin	Chairperson	4	3	75%
Shane Wauchope	Appointed Member	4	4	100%
Charles Yirrawala	Appointed Member	4	4	100%
Clint Wauchope	Appointed Member	4	4	100%
David Makings *	Appointed Member	2	2	100%
Josephine Cooper	Appointed Member	4	2	50%
Audry Lee *	Appointed Member	2	0	0%
James Woods	Mayor	4	4	100%
Elizabeth Williams	Deputy Mayor	4	4	100%
Steven Nabalmarda *	Elected Member	2	1	50%
Henry Guwiyul *	Elected Member	1	0	0%

David Makings and Audry Lee resigned as Local Authority appointment Members, Henry Guwiyul also resigned as Elected Member in November 2024 and Steven Nabalmarda was appointed in February 2025.

Warruwi				
Member	**Position**	**Eligible to Attend**	**Meetings Attended**	
Jason Mayinaj	Chairperson	4	3	75%
Nicholas Hunter	Appointed Member	4	3	75%
Phillip Wasaga	Appointed Member	4	3	75%
Ida Wasaga	Appointed Member	4	2	50%
Richard Nawirr	Appointed Member	4	4	100%
Alfred Gawaraidjt	Appointed Member	4	3	75%
Geri Narul	Appointed Member	4	3	75%
William Wurlurli	Appointed Member	4	2	50%
James Woods	Mayor	4	4	100%
Elizabeth Williams	Deputy Mayor	4	4	100%
Cr Marrawal	Elected Member	4	3	75%

Local Authority Projects

Throughout the 2024-25 period, West Arnhem's Local Authorities have supported and funded a number of major community and infrastructure projects:

Maningrida	
Project	**Status**
Installation of outdoor gym	Completed and operational
Installation of bollards at Cricket Oval	Completed and operational
Maningrida New Year's Eve fireworks	Completed and delivered
Installation of outdoor water bubbler	Completed
Installation of pebble ice machine	Completed and operational
Installation of solar lights, Bottom camp/New subdivision/Childcare	Completed and operational
Funeral hearse vehicle	Delivery received
Animal Management Program co-contribution	One round remaining at end of financial year

Minjilang	
Project	**Status**
Water service connection to new cemetery	Works in progress
Removal of trees front of council office	Completed
Animal Management Program co-contribution	One round remaining at end of financial year



New shelter facilities constructed at the Gunbalanya billabong.

New solar lights in Maningrida.

Gunbalanya	
Project	**Status**
Oval upgrades	Completed and operational
Modifications to office shelter	Completed and operational
Cold drinking water fountain	Completed and operational
Gunbalanya billabong installation of new shelters	Completed and operational
Aged care pavers	Completed and operational
Crosswalk and bollards at the council office	Completed and operational
Animal Management Program co-contribution	One round remaining at end of financial year

Warruwi	
Project	**Status**
Repairs to shade structure	Completed and operational
Installation of steel grab rails	Completed and operational
Table and seating replacement	Completed and operational
Animal Management Program co-contribution	One round remaining at end of financial year



New bollards installed near the Maningrida cricket oval.

Warruwi shade structure repaired.



Maningrida Youth, Sport & Recreation Team Leader Edward Dudanga.

Our Staff

Organisational Structure

Functional & Role



Staff Snapshot

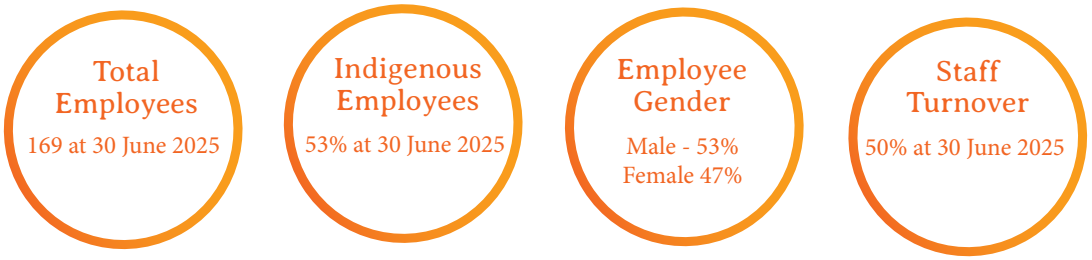

Over the past year, the workforce was reduced by 40 employees, primarily through natural attrition. This reduction aligned with budgetary constraints and was guided by strategic intent. Additionally, the staffing plan was adjusted to transition casually employed staff into permanent part-time roles, supporting workforce stability and long-term planning. The representation of female employees remained consistent, showing steady participation over the past two years.

WARC's First Enterprise Agreement

In late November 2024, following a comprehensive consultation process and strong employee representation, WARC staff voted in favour of the organisation's first Enterprise Agreement. This milestone marked a significant step forward in shaping employment conditions tailored to the needs of both the Council and its workforce.

The enterprise bargaining process provided a valuable opportunity for collaboration between management and staff, resulting in several key enhancements, including:

- Pay increases of 4% from the first full pay period after the agreement was approved, followed by 3% increases in both 2025 and 2026.
- Extension of pay step progression to include casual employees, in addition to permanent and temporary staff.
- Introduction of an outdoor allowance, replacing Level 1 and 2 adverse conditions payments under the award. This allowance is set at the highest award rate and applies to all hours worked, not just qualifying hours.
- Expanded compassionate leave, offering 3 days per occurrence, with an additional 2 days for travel outside Council boundaries or interstate (for Darwin-based employees).
- Up to 10 days of cultural and ceremonial leave annually for Aboriginal and Torres Strait Islander employees.
- Six weeks of paid parental leave and two weeks of paid supporting partner leave.
- An additional public holiday each year during NAIDOC Week, recognising and celebrating Aboriginal and Torres Strait Islander culture.

The Fair Work Commission formally approved the Enterprise Agreement on 25 February 2025. Implementation commenced immediately, enabling employees to benefit from its provisions without delay.

The Agreement is designed to:

- Support the recruitment and retention of high-quality employees,
- Recognise and encourage high performance and positive workplace behaviours,
- Provide clear and transparent employment conditions,
- Acknowledge and support Aboriginal culture,
- Contribute to strong outcomes for the communities served by the Council, and
- Align the needs of the Council with those of its employees.

Building capability: Community services staff embark on Certificate III training

Nearly 20 staff members from Community Safety, Wellbeing, and Youth, Sport and Recreation teams across our communities have been enrolled in a Certificate III in Community Services this year. This nationally recognised qualification equips professionals with practical skills and knowledge to develop and deliver local, person-centred services that meet diverse community needs. By undertaking this course, our team will be empowered to provide support, foster community wellbeing, and drive positive social outcomes.

Training is being delivered on-site by Charles Darwin University, commencing in the second semester of 2025. This hands-on approach ensures that learning is tailored to our unique community context, with staff able to put theory straight into practice for immediate local benefit.

WARC amongst first Councils to join LG Traineeship Pilot Program

West Arnhem Regional Council is proud to be among the first councils in the Northern Territory to join the Local Government Traineeship Pilot Program, a collaborative initiative between LGANT, GTNT Group, Industry Skills Advisory Council NT, and the NT Government.

Through this program, employees will undertake a Certificate III in Business tailored to local government, receiving dedicated mentoring, networking opportunities, and broad exposure to council operations. This hands-on experience directly supports council's strategic vision by empowering residents to build skills and gain recognised professional qualifications, while fostering a sustainable pathway to employment in the sector.

Location and Age

Work Location	Total	Indigenous employees
Darwin	22	2
Jabiru	48	12
Gunbalanya	25	16
Maningrida	23	15
Minjilang	23	17
Warruwi	28	27

Age	Total	Indigenous employees
Under 20	5	5
20-29	16	12
30-39	39	17
40-49	39	22
50-59	47	25
60-69	19	6
Over 70	4	2

Employment Types

Employment Type	Total	Indigenous employees
Fixed Term	7	4
Casual	7	7
Permanent (ongoing)	153	78

Employment Class	Total	Indigenous employees
Casual	7	7
Full Time	117	47
Part Time	45	35



Minjilang's works crew at a WHS site visit.



MInjilang Crèche staff Joelle Puantulura and Vanessa Bradshaw.



Works team in Warruwi moving sand for a community event.

Council's Performance

Our Performance Highlights

Pillar 1:
Partnerships, Relationships and Belonging

Celebrating community and sport

West Arnhem Regional Council hosted the Kurrung Sports Carnival on August 30 and 31 2024, showcasing an impressive display of football and basketball. The event brought together men's and women's sports teams from Jabiru, Minjilang, Maningrida, Warruwi, Gunbalanya, and even Katherine.

Through Kurrung, the Council continues its commitment to strengthening Communities across the West Arnhem region.

West Arnhem Regional Council Mayor James Woods acknowledged the significance of the Kurrung Sports Carnival for the region, expressing his gratitude to Council staff and Community stakeholders for their hard work in delivering a remarkable event.
"Sport is a powerful way to unite people for a common purpose. Through sport, we feel pride, unity, and mateship."





Empowering Young Leaders at inaugural Warruwi Youth Camp

The inaugural Warruwi Youth Culture Camp, held 17–18 July 2024 at Ngijpin Beach, brought together more than 20 young people for on-country learning and cultural connection.

Initiated by local youth through the 2023 Youth Leadership Summit, the camp featured health checks, anti-smoking workshops with Red Lily Health, cultural activities with Elders, spear making, mussel collecting and sessions with Mardbalk Rangers, Power and Water and NT Police.

Strongly supported by the Warruwi Local Authority, the camp reflected the priorities of young people and promoted health, wellbeing and cultural pride.

Youth Leadership Summit

The 2024 West Arnhem Youth Leadership Summit brought together young leaders from Gunbalanya, Jabiru, Maningrida, and Warruwi for an inspiring three-day event. This summit, held in November, showcased the transformative power of youth leadership, collaboration, co design and community-driven change.

This year's summit not only built on the foundations established in 2023 but introduced innovative approaches that empowered students to develop actionable ideas, share their visions with stakeholders, and contribute meaningfully to their communities.

Each student group created a robust framework for their ideas, reflecting a deep understanding of their communities' needs and potential solutions. The hands-on inquiry approach empowered students to take ownership of their projects, ensuring long-term relevance and impact.





Youth AFL 9s kicking goals

During the school holidays, 40 young men aged 12–17 took to Brockman Oval for an AFL 9s round robin between Jabiru, Maningrida and Gunbalanya. Despite the distance, Maningrida entered two teams, with Gunbalanya eventually defeating Maningrida 2 in the grand final.

The carnival, an idea raised at the recent Youth Leadership Summit, delivered on the call for inter-community competition and showcased the talent, sportsmanship and community pride of all players.

The event also promoted health, social and emotional wellbeing among West Arnhem youth.

Pillar 2:
Increased Local Indigenous Employment

Works crew complete truck driving training

Members of the Council works crews attended a training session in Gunbalanya on 12 and 13 August 2024 to learn how to safely drive heavy rigid vehicles. The following week, the group travelled to the CDU campus in Katherine to put in practice what had learnt and had the opportunity of driving trucks on the road.

William Wurlurli from Warruwi said it was a great training experience.

“Driving a truck on a different road was challenging. The traffic conditions in Katherine are different to the ones in Warruwi, but it was great to practice what we have learnt to make us better truck drivers. I was able to upgrade to a HR driver licence and I’m very happy”.





Works Crews begin on-site training for Certificate III in Civil Construction

The Council is very excited to share that our works crews across communities are enrolled to complete a Certificate III In Civil Construction Plant Operations.

By completing this program, the teams will learn the necessary skills to operate machinery and perform construction tasks safely. Initially, 45 participants are being signed-up with the study activities conducted on-site by Batchelor Institute.

Misman Kris, Senior Works Officer at Minjilang, said it was great to have Matthew on-site for training. “The boys really enjoy having him here and we learned a lot from him. We look forward to completing the full certification”.





Council Shines at Maningrida Job Fair

The Council was proud to participate in the highly successful Job Fair held in Maningrida on 20 May 2025. The event attracted an impressive turnout, with over 200 adults and 30 senior students in attendance. Our vibrant and eye-catching display proved popular, keeping our team engaged throughout the day as they answered a wide range of job enquiries and provided valuable information about career opportunities.

We look forward to connecting with more community members and continuing to support local employment and career development.

Showcasing Career Pathways in Council

West Arnhem Regional Council was proud to participate in Gunbalanya School Career's Week on Friday, 6 June 2025, joining 12 other expo stalls to inspire the 70 students in attendance.

Council staff showcased the diverse career pathways available within the organisation - from hands-on demonstrations with machinery (a highlight for students keen to climb aboard), to interactive games led by the Youth, Sport and Recreation Team Leader.

Students also enjoyed cake tasting courtesy of Council's talented Cook and learned about the vital role of the IT team in keeping services running smoothly.



Pillar 3:
Safety and Wellbeing

Amongst first Councils to join LG Traineeship Pilot Program

West Arnhem Regional Council is excited be one of the first organisations in the NT to join the Local Government Traineeship Pilot Program, a collaboration between LGANT, GTNT Group, Industry Skills Advisory Council NT, and the NT Government.

Amarni Harris, Retail and Post Officer in Jabiru, has been enrolled into this program to complete a Certificate III in Business focused on Local Government, receiving extra mentoring, peer networking opportunities, and exposure to the essential operations of council life.

Katharine Murray, WARC CEO, says “this also goes in line with Council’s strategic plan by providing local residents with opportunities to learn and obtain professional qualifications in administration”.





First Aid, CPR and Fire Warden Training Across WARC

In August 2024, more than 70 employees participated in First Aid, CPR and Fire Warden training, refreshing their skills to provide assistance in emergencies and respond effectively in critical situations.

Trainer Martin Evans visited each community to deliver two days of training, ensuring staff were well prepared. In Jabiru, First Aid Officer Lajane Nicholls renewed her certification and praised the program saying, “The trainer made the session interactive and clear for all the participants.”

Council proudly delivers this training annually across all communities to build staff capability and ensure workplace and community safety.

All About Movement, Connection and Culture

West Arnhem Regional Council partnered with Red Lily Health, Warruwi School, Minjilang School and Yagbani Aboriginal Corporation to deliver Hoops4Health - a First Nations-led, strength-based program supporting healing, connection and youth empowerment through basketball and community leadership.The initiative created opportunities for positive change by combining leadership and cultural connection with one of the community's favourite activities — basketball.

In Warruwi, Works Officer Baden was recognised as a local 'Champion' and spoke with young people about the importance of staying in school, continuing their learning, and avoiding drugs and alcohol. The event was a great success, with more than 100 participants joining throughout the day.

In Minjilang, strong support from the local school and community helped boost participation, with over 40 young people actively involved in the activities.





Sports and Culture Programs Boost Community Wellbeing

Minjilang's sport and recreation programs continue to thrive, offering a mix of basketball, dodgeball, AFL, back-to-country trips and community walks. Activities have drawn strong participation from all ages, with basketball and dodgeball proving especially popular.

Cultural connection remains central, with outings such as fishing trips providing opportunities to learn from Country, share stories and strengthen identity. Positive community feedback and the addition of a new Wellbeing Services Senior Officer have helped build momentum, supporting a holistic approach to health, culture and community wellbeing in Minjilang.

Pillar 4:
Service Delivery and Built Environment



Building Better Sporting Spaces Across West Arnhem

West Arnhem Regional Council remained committed to improving sporting facilities across the region, with significant progress made on major projects in 2024-25.

In Gunbalanya, the new Oval Lights were officially completed, thanks to the support of the Northern Territory Government. These lights created a huge boost for sport and recreation in the community, enabling evening games and training sessions and making the facility more accessible for all.

In Jabiru, upgrades to Brockman Oval also advanced, supported by the Rio Tinto Jabiru Social Infrastructure Fund. Three new grandstands were completed, providing improved seating and comfort for spectators, while works on the brand-new oval lighting commenced but were not yet finalised within the reporting period.

These upgrades demonstrated Council's ongoing commitment to enhancing sporting infrastructure and supporting strong, active AFL communities across West Arnhem.

Upgrades to Community Road Networks

West Arnhem Regional Council undertook extensive road upgrades in Maningrida, Warruwi and Gunbalanya, with strong support from the Roads to Recovery program.

In Warruwi, works were completed and the community roads were left looking better than ever. The upgrades included shoulder maintenance and resealing of all internal community roads, along with repairs to edge breaks and potholes throughout the town.

To further improve safety, new steel grab rail bollards were installed on each side of the speed bumps, funded by the Warruwi Local Authority.

These improvements extended the life of the road network by at least 10 years while also enhancing safety and accessibility for the community.





Maningrida Changerooms Nearing Completion

The new changerooms in Maningrida moved closer to completion, with several major milestones achieved. This exciting project will soon deliver upgraded facilities to support local sport and community use.

By mid-year, works included:

- Painting of interior and exterior walls
- Shower and wall tiling underway
- Internal plumbing, electrical, and joinery completed, along with painting of steelwork and door trims
- Flooring prepared for installation in June
- Canteen appliances ordered and arriving soon

Proudly supported by the National Indigenous Australians Agency (NIAA) and managed by West Arnhem Regional Council, the changerooms are set to provide modern facilities for players, supporters, and the wider community.

Mayor James Woods said, “Sport and recreation is a lifeblood - it brings people together and contributes to building stronger communities. Council is counting down to the grand opening of the Maningrida Changerooms in 2025.”

Major Projects Completed Across West Arnhem

West Arnhem Regional Council was busy over recent months, delivering improvements to infrastructure across our communities to ensure benefits for everyone.

Newly resurfaced roads in Maningrida, Warruwi and Gunbalanya were completed with support from the Northern Territory Government, enhancing safety and accessibility. Alternative access gates were installed at the Maningrida Airport to support sorry business.

In Minjilang, the Crèche reopened following extensive roof and interior repairs. The facility remains an important part of the community, continuing to provide vital support for local families.



Pillar 5:
Sustainability and Climate Action

Youth Education – Caring for Country

Council delivered a youth education initiative focused on the powerful message of 'Caring for Country.' Young people across West Arnhem participated in a creative project highlighting the impacts of litter and the importance of waste reduction.

In partnership with SoundED, youth collaborated on a regional song, Stop the Drop, combining video, music and lyrics to promote sustainability in a fun and engaging way.

West Arnhem Regional Council Services Manager, Geri Narul, expressed her excitement about the initiative, saying: "Our goal is to see our West Arnhem communities waste-free in the near future and this project is a great way to send a strong message about how important it is to look after our Country."





Removing scrap metals from our landfills

In late 2024, Maningrida hosted Sell & Parker to remove scrap metal from the community. The team successfully crushed and removed more than 200 cars from the Maningrida landfill.

The metal was recycled, with old car bodies shredded, melted down, and repurposed into new products, including parts for new vehicles. Council encouraged residents with unwanted car bodies to contact their local office to arrange collection, supporting both community safety and sustainability.

Pre-Cyclone Clean-Ups

Council delivered pre-cyclone clean-ups across all communities, providing residents with the opportunity to safely dispose of hard rubbish that could pose risks during severe weather.

Collections took place in Warruwi, Jabiru, Maningrida, Gunbalanya and Minjilang between October and December 2024, with household items, e-waste and scrap metal removed from kerbsides. The initiative enhanced community safety and preparedness while keeping them clean and clear in advance of the wet season.



Pillar 6:
Foundations of Governance

Council Attends National General Assembly

West Arnhem Regional Council continued its role as a vital advocate and representative for its communities at all levels of government, with Mayor James Woods, Councillor Mickitja Onus and CEO Andrew Walsh travelling to Canberra to attend the National General Assembly.

During the visit, Mayor Woods had the opportunity to host ALGA President Linda Scott, alongside councillors from both East and West Arnhem Regional Councils. Mayor Woods expressed his gratitude, saying: “Thank you for your service to Local Government – job well done.”

Community needs and priorities were central to discussions when Mayor Woods, Councillor Onus, and East Arnhem councillors met with Senator Malarndirri McCarthy. Topics included support for local government, housing, the critical need for Indigenous employee housing, health, the new Remote Jobs and Economic Development Program, and homelands.





Elected Member Training

West Arnhem Regional Council's Elected Members participated in a valuable training session with the Department of Housing, Local Government and Community Development on 18 November 2024.

The session covered key topics essential for good governance and decision-making, including:

- Introduction to finances
- Council meeting procedures and decision-making
- Understanding Local Government
- Roles and responsibilities
- Code of Conduct
- Conflict of interest

Ongoing training ensures Elected Members are well-equipped to serve our Communities with integrity and informed decision-making.

Celebrating Long Service in Local Government

At the March 2025 Minjilang Local Authority meeting, West Arnhem Regional Council Mayor James Woods presented Shane Wauchope and Charles Yirrawala with awards recognising their remarkable 10 years of service to the Minjilang Local Authority. Their dedication has played a vital role in shaping a stronger future for the community.

Earlier, on 18 February 2025, Mayor Woods also presented Councillor Ralph Blyth with a Long Service Award on behalf of the Local Government Association of the Northern Territory, celebrating his 20 years of dedicated service to local government and his ongoing commitment to the West Arnhem region.

These awards highlight the extraordinary dedication of local leaders in supporting and strengthening their communities.





Remote Food Security Strategy Launched

West Arnhem Regional Council Mayor James Woods met with Minister for Indigenous Australians, Senator Malarndirri McCarthy, and Member for Lingiari, Marion Scrymgour MP, in Maningrida for the official launch of the Remote Food Security Strategy rollout across regional and remote communities.

Mayor Woods expressed his support for the strategy, stating: "The release of the Remote Food Security Strategy is a significant step forward for remote communities, which will no longer be forced to endure unacceptable food insecurity. Access to affordable food will improve the health and wellbeing of our communities."

The Minister's visit also provided an opportunity to discuss key regional issues and showcase important Council-led projects. The meeting highlighted the importance of collaboration across all levels of government to deliver meaningful initiatives that enhance the quality of life for residents in West Arnhem communities.

Assessment of Council's Performance

West Arnhem Regional Council's Strategic Plan is built around six key pillars that represent the priorities and aspirations of our communities.

This section provides an overview of Council's performance against the objectives outlined in the 2024-25 Regional Plan, offering a clear and transparent look at the progress made toward achieving these goals.

Council's progress has been assessed using the following categories:

Target Achieved **Target Partially Achieved** **Target In Progress** **Target Not Achieved**

Pillar 1 - Partnerships, Relationships and Belonging

1.1 Community Engagement
1.2 Economic Partnerships
1.3 Communication
1.4 Community Events
1.5 Cultural Awareness Training
1.6 Youth Engagement

Pillar 2 - Increased Local Indigenous Employment

2.1 Indigenous Employment Framework
2.2 Traineeships and Apprenticeships
2.3 Policy and Procedures

Pillar 3 - Safety and Wellbeing

3.1 Cultural Safety
3.2 Health and Safety
3.3 Employee Engagement and Training and Development
3.4 Community Service Delivery

Pillar 4 - Service Delivery and Built Environment

4.1 Strategic Infrastructure and Asset Management
4.2 Fleet, Plant and Equipment
4.3 Waste and Water Management
4.4 Local Road Management and Maintenance

Pillar 5 - Sustainability and Climate Action

5.1 Recycling and Waste
5.2 Procurement
5.3 Reduce Office Waste
5.4 Education
5.5 Policy

Pillar 6 - Foundations of Governance

6.1 Financial Management
6.2 Records
6.3 Council and Local Authorities
6.4 Risk Management
6.5 Planning and Reporting
6.6 Information and Communication Technology

Pillar 1:
Partnerships, Relationships and Belonging

Investing in relationships and partnerships at all levels supports and strengthens community and belonging.

We prioritise the value of partnerships and relationships as a key determinant of a happy, strong and thriving community.

Goal	Strategy	Measure	Target	Result
1.1 Community Engagement Seek out and support diverse perspectives and collaborations with community, community leaders, businesses, agencies and local service providers to enhance community life	Engage with Traditional Owners to assist local cultural events with road closures, facilities hire and/or use, provide signage and general support	In-kind support to assist with cultural events provided	100%	TARGET ACHIEVED: Ongoing support to assist in the request from Community members to help facilitate/coordinate road closures. Council provide in-kind support where requested, to assist with cultural events
	Attend and contribute to heads of agencies meetings	Heads of agencies meetings attended and information shared locally with teams and across the organisation	100%	TARGET ACHIEVED: This is ongoing, and the target continues to be met across the region with monthly meetings attended in each community
	Develop well-planned, community-led sport and recreational programs	Programs and initiatives are informed by the expressed needs and voices of the local people they serve and the staff who deliver them	100%	TARGET ACHIEVED: Ongoing community consultation and engagement informs programs and activities across communities
	Actively seek out and develop collaborative partnerships that encourage service coordination and integration	Community meetings coordinated, informed and participated in	100%	TARGET ACHIEVED



Goal	Strategy	Measure	Target	Result
1.2 Economic Partnerships Secure increased income opportunities (grants and commercial) that create employment and/or improve community life	Business Development Strategy to drive economic outcomes	Review existing Business Development Strategy	September 2024	TARGET IN PROGRESS: priorities of new CEO and Council to be considered before development of full plan - December 2026
	Identify and pursue opportunities for further partnerships, income and growth	Local employment opportunities embedded into planning and new contracts and increased	June 2025	TARGET IN PROGRESS: Refer RJED. When applying for grants and considering contracts, driving local employment is always a focus
		Council-run community services are adequately resourced to provide culturally appropriate, safe, community-led programs	100%	TARGET ACHIEVED: Community service programs are adequately funded, with local staff employed to ensure they are culturally appropriate, safe, community-led programs
	Manage WARC's staff housing portfolio in order to: a. attract and retain staff b. promote staff stability and contribute to community life	Every tenancy is delivered according to the RTA	100%	TARGET ACHIEVED: Every tenancy is delivered according to the Residential Tenancy Act
		All applicable opportunities for funding for new housing and housing maintenance contracts pursued	100%	TARGET ACHIEVED: Critical upgrades to staff housing completed in Minjilang and Warruwi from NTG grant funding. All opportunities for further funding are pursued
	Seek to retain and uplift existing grants and contracts	Existing contracts retained and additional contracts procured	Minimum uplift CPI or above	TARGET ACHIEVED: Uplift sought for all existing grants and contracts. Additional grants and contracts procured in 24/25

Goal	Strategy	Measure	Target	Result
1.3 Communication Deliver dynamic communication which is culturally informed and appropriate, engaging and relevant to the interests of Council	Develop and manage Council's social media and communication channels, including the website	Minimum social media targets are met: Instagram – minimum 2 posts per month Facebook – minimum 3 posts per month LinkedIn – minimum 2 posts per month Twitter – minimum 1 post per month Website news articles – minimum 2 per month	100%	TARGET ACHIEVED: These targets across all social media platforms were met
	Publish *The Wire* once a fortnight	Implement social media strategy	June 2025	TARGET NOT ACHIEVED: Goals of future social media strategy to be workshopped
	Publish a community event calendar on noticeboards and the website	Community contribution of articles and/or photos to each edition	4	TARGET ACHIEVED: Articles and photos are contributed for each edition
	Create and promote the use of pictorial and/or promotional materials in local languages via Council's established communication channels (internal and external)	Noticeboards and website current and up-to-date community event calendar displayed	100%	TARGET ACHIEVED: Noticeboards, LED screens and the website are updated weekly. The website's community event calendar is kept updated
	Foster an organisational culture of innovation in communication which engages staff and enhances internal communication	Internal and external communication and promotional materials in local languages and/or pictorials are delivered according to the actions of WARC's Reconciliation Action Plan	100%	TARGET PARTIALLY ACHIEVED: Local language groups regularly provide materials in language for WARC to promote
		Staff newsletter *In the Loop* published monthly	12 per annum	TARGET ACHIEVED: 12 editions were published during this period
	Work with stakeholders to foster positive relationships and build effective networks locally, across the region and nationally	All internal requests for WARC branded communication materials including calendars, posters, digital displays and social media posts are facilitated and delivered by WARC Communications and Public Relations Coordinator	100%	TARGET ACHIEVED: All internal requests are delivered or supported
	Work with stakeholders to foster positive relationships and build effective networks locally, across the region and nationally	Stakeholder news shared through social media and communication channels on behalf of stakeholders as per request	85%	TARGET ACHIEVED: Stakeholder news and updates are shared as requested

Goal	Strategy	Measure	Target	Result
1.4 Community Events Deliver cultural, civic and sporting events which engage and unite the community	Conduct civic events which recognise and celebrate community sentiment	Civic events held in each community hosted by Council	4 per annum	TARGET ACHIEVED: Minimum of 4 events held in each community across the region: Australia Day, ANZAC Day, NAIDOC week and Territory Day
	Provide support to community organisations to deliver community-based events	In-kind support provided to community groups as requested	As per budget	TARGET ACHIEVED: As resources available in all locations

Goal	Strategy	Measure	Target	Result
1.5 Cultural Awareness Training Develop increased understanding and observation of cultural protocols	Develop and launch cultural awareness program	Cultural awareness providers engaged and worked with to design and deliver a WARC-appropriate cultural awareness program	June 2025	TARGET ACHIEVED
		Online learning course for all WARC staff, contractors and consultants embedded	100%	TARGET PARTIALLY ACHIEVED: Staff with computer access completed the online training
		All new employees completed cultural awareness training within first week of employment	100%	TARGET IN PROGRESS: Online training embedded
		Cultural awareness and cultural safety in WARC's First Nations Employment Plan embedded	June 2025	TARGET NOT ACHIEVED
		A series of half day cultural awareness workshops delivered	June 2025	TARGET ACHIEVED: Delivered in previous financial year

Goal	Strategy	Measure	Target	Result
1.6 Youth Engagement Deliver diverse, targeted programs and events which actively empower and engage young people as valuable partners in decision-making which effects them	Design and deliver youth engagement programs in consultation with youth and community stakeholders	Youth and community consultations informed by program design and activity work plans	100%	TARGET IN PROGRESS: The West Arnhem Youth Leadership Summit was selected as the winner of the National Local Government award for Aboriginal and Torres Strait islander People's Recognition. The outcome from this summit help form the program planning and delivery across communities

Goal	Strategy	Measure	Target	Result
1.6 Youth Engagement Deliver diverse, targeted programs and events which actively empower and engage young people as valuable partners in decision-making which effects them	Deliver regional planning activities with Sport and Recreation and Community Services teams and schools	Sport and Recreation and Community Services delivery well-planned, with programs reflecting the expressed needs of the community and WARC's regional goals designed	100%	TARGET ACHIEVED: Anecdotal evidence as well as actions from the West Arnhem Youth Leadership Summit formulate event planning across the region. Kurrung Sports Carnival is an annual event and this year's AFL 9s was born out of the expressed request for intercommunity sporting events. Sporting peak bodies and specialist providers have also visited all communities at the request of community
	Plan and deliver diverse and engaging holiday programs that meet the needs and interests of all children/young people and which run for a longer period each day	Holiday programs delivered and attendance is increased in each community throughout the school holiday period	Uplift 10%	TARGET IN PROGRESS: Specialist providers to community during school holidays see an increase in attendance and engagement. Jabiru and Minjilang are WIP noting Jabiru is not agency funded
	Identify funds to diversify the range of youth activities and establish new services as requested by the community	A more diverse range of youth activities and events, catering to different age groups, interests, genders and localities are planned and delivered	June 2025	TARGET ACHIEVED: The Business and Commercial Services team keep abreast of funding opportunities. Current funders also share potential funding opportunities with Grants. These grants may fill identified gaps
	Promote, celebrate and report on activities and events in publications such as *The Wire* and social media	Photos and/or stories for publication in *The Wire* and social media provided by Sport and Recreation and Community Services teams	Minimum 2 per month	TARGET ACHIEVED: The Community Service team are regular contributors to *The Wire*. This serves as a means of highlighting and celebrating the current programs and activities as well as promoting the programs and opportunities available in community
	Ensure robust data collection systems and contribute to community knowledge	Data collection tool reviewed; data uploaded by all Team Leaders and good quality reporting provided	December 2024	TARGET PARTIALLY ACHIEVED: A hard copy data collection tool has been implemented in Night Patrol. Jabiru staff reviews uploaded data weekly and reports back to the community leadership what their community's status is. All communities have devices to input the data. All staff program team leaders understand the purpose of the data collection. Data collection and integrity of data is an ongoing issue working progress

Pillar 2:
Increased Local Indigenous Employment

We are committed to investing in and supporting local Indigenous employment.

We recognise the instrumental value that Indigenous staff bring to our organisation and the social force that occurs with employment opportunities.

Goal	Strategy	Measure	Target	Result
2.1 Indigenous Employment Framework Create Council Indigenous employment framework including tailored pathways to employment	Develop a WARC Indigenous Employment Strategy including Indigenous identified positions, dedicated People and Capability support, career pathways, apprenticeships and traineeships	Indigenous Employment Strategy finalised and commenced	June 2025	TARGET IN PROGRESS
	Work with community to understand employment obstacles for local people and identify solutions	Employment consultation workshops and initiatives delivered in each community	December 2024	TARGET ACHIEVED: Enterprise Agreement approved by Fair Work Commission and implemented
	Seek funding to support WARC's Indigenous Employment Strategy	Funding opportunities identified and funds applied for	December 2024	TARGET IN PROGRESS: Awaiting finalisation of Indigenous Employment Strategy. All grants and contracts are considered an opportunity to support Indigenous Employment. WARC has applied for Regional Jobs and Economic Development funding. This program supports local jobs for local people. Received 75% of requested positions (12 across three communities)
	Undertake a skills gap and training needs analysis	Results of skills and training gap analysis used to draft training plan	100%	TARGET IN PROGRESS
	Enhance WARCs employer brand to attract and retain staff	Review WARC branding for all positions, website and community level initiatives for local employment	100%	TARGET ACHIEVED: Recruitment branding updated
	Earmark roles as 'Indigenous identified positions'	The number of 'Indigenous identified positions' increased annually	5% per annum	TARGET ACHIEVED: Currently achieved by Special Measures Targeted Recruitment Policy

Goal	Strategy	Measure	Target	Result
2.2 Traineeships and Apprenticeships Provide local residents opportunities to learn and obtain professional qualifications in trades and administration	Create a traineeships and apprenticeships program which partners with community stakeholders, including local schools, to identify potential traineeship and apprenticeship candidates and linking candidates to employment pathways with Council	Traineeships and apprenticeships implemented	June 2025	TARGET ACHIEVED

Goal	Strategy	Measure	Target	Result
2.3 Policy and Procedures Research, review and develop policy to underpin and inform Council's intent and strategy to increase local Indigenous employment	Review WARC recruitment processes, partnerships and systems for local people	Recruitment process recommendations implemented	100%	TARGET IN PROGRESS

Pillar 3:
Safety and Wellbeing



As an 'Employer of Choice', we provide and promote a positive culture of safety, inclusion and respect. Our people are skilled, informed and have opportunities to grow and develop within our organisation.

Services provided to community are professional, impactful, engaging and appropriate to local needs.

Goal	Strategy	Measure	Target	Result
3.1 Cultural Safety Delivery of actions in the WARC 'Innovate' Reconciliation Action Plan	Complete all actions of Council's 'Innovate' Reconciliation Action Plan	'Innovate' Reconciliation Action Plan actions completed as per plan	June 2025	TARGET NOT ACHIEVED: Renewed RAP and working group will be a focus in 25/26
	Provide reports to Council and Local Authorities on the challenges, highlights and progress of implementing the Reconciliation Action Plan initiatives	Reconciliation Action Plan updates and reports provided to Council and Local Authoriries each quarter	100%	TARGET NOT ACHIEVED
	Contribute articles and updates to staff newsletter *In the Loop* on the highlights of the Reconciliation Action Plan progress	Reconciliation Action Plan working group and Council Service Managers contributed to alternating monthly update/story to *In the Loop* staff newsletter	100%	TARGET NOT ACHIEVED
	Review success of Reconciliation Action Plan against actions and determine Council's next steps towards reconciliation actions for 2024 and beyond	Progress of 'Innovate' plan reviewed and next steps determined by Chief Executive Officer and Reconciliation Action Plan working group	June 2025	TARGET IN PROGRESS: Progress of RAP reviewed

Goal	Strategy	Measure	Target	Result
3.2 Health and Safety Staff and public safety is achieved via planning, education and training	Work Health and Safety Plan	Work Health and Safety Plan implemented	100%	TARGET IN PROGRESS
	Develop and deliver a training program that meets work health and safety, staff and organisational needs	Work health and safety training completed as per training schedule	100%	TARGET ACHIEVED
	Support the wellbeing of employees	Culturally appropriate wellness programs, support embedded into HR practices, mental health support, diversity and inclusion training	June 2025	TARGET IN PROGRESS
	Review policies and procedures in accordance with statutory requirements	Policies and procedures continue to be reviewed in accordance with the required timelines	100%	TARGET IN PROGRESS

Goal	Strategy	Measure	Target	Result
3.3 Employee Engagement and Training and Development Deliver training and development which is effective and culturally appropriate, engaging and increases future employment opportunities and pathways	Establish a WARC Learning and Development Framework	Learning and Development Framework draft created	June 2025	TARGET IN PROGRESS
	Review policies and procedures in accordance with statutory requirements	Policies and procedures continue to be reviewed in accordance with the required timelines	100%	TARGET IN PROGRESS
	Review and improve WARC's performance framework, including probation and on-boarding program	Implement an effective performance management system with SMART goals established for positions	100%	TARGET IN PROGRESS
		Probation/annual goal and development planning with Line Manager undertaken	100%	TARGET IN PROGRESS
		Performance reviews tracked and monitored by People and Capability team and completed on time by Line Managers	90%	TARGET IN PROGRESS
	Foster a positive workplace culture through engagement initiatives	Annual survey, on-boarding and exit surveys, events, reward and recognition initiatives	As per strategic plan	TARGET IN PROGRESS

Goal	Strategy	Measure	Target	Result
3.4 Community Service Delivery Provision of high quality, culturally informed programs that support and enhance the safety and wellbeing of community members	Programs and services are well planned with activities and expected outcomes identified prior to delivery commencing	Activity plans are developed in consultation with local teams for each service and initiative	100%	TARGET ACHIEVED: Programs and activities are developed in conjunction with participants and local community staff. This is fundamental to the community care programs – Aged Care and NDIS. Jabiru staff work with community staff to ensure the programs and activities meet the legislative needs and expectations of the funding providers. The funding agreements identify and contribute to the outcomes of the programs

Goal	Strategy	Measure	Target	Result
3.4 Community Service Delivery Provision of high quality, culturally informed programs that support and enhance the safety and wellbeing of community members	High quality care is provided to all recipients of community services delivered by Council	All staff are provided with opportunities to upskill via access to professional development relevant to their roles and responsibilities	100%	TARGET IN PROGRESS: All mandatory qualifications and training are offered and must be completed by staff. Staff are also offered professional development opportunities via formal and informal training. All staff are encouraged to take up the opportunities. Support to successfully complete these formal training opportunities is in many cases required
	Service delivery is compliant with the expectations of funders and relevant legislation	Report providing recommendations on service quality and compliance improvement opportunities reviewed and delivered by the Community Support team	100%	TARGET PARTIALLY ACHIEVED: Programs have Continuous Improvements strategies as required
		All activities, reports and compliance tasks completed as per contractual arrangement, aged care standards, NDIS care standards	100%	TARGET ACHIEVED: Council has a current NDIS Certificate of Registration until February 2028 with the Mid Term audit August 2026
		Timely data/monitoring returns and funding reports delivered by Community Wellbeing team	100%	TARGET PARTIALLY ACHIEVED: All Community Care - NDIS and Aged Care and Remote Community Connector reporting is compliant and submitted by the Community Care team. All Wellbeing grant reports, budgets submitted to funders and data have been submitted
	Remote Indigenous Broadcasting Services supporting local Indigenous languages are managed and supported across the region	Broadcasters are offered support training opportunities with Top End Aboriginal Bush Broadcasting Association (TEABBA)	90%	TARGET IN PROGRESS: TEABBA funding is for wages of the broadcasting staff only. Training opportunities must be supported by TEABBA. They are flexible in how and when they support the current staff via online or face to face, in community training and mentoring

Goal	Strategy	Measure	Target	Result
3.4 Community Service Delivery Provision of high quality, culturally informed programs that support and enhance the safety and wellbeing of community members	High quality early learning activities for child development are delivered	All National Quality Standard and Australian Children's Education & Care Quality Authority crèche and childcare standards met	100%	TARGET PARTIALLY ACHIEVED: The Crèche in Warruwi has been closed since December 2024. Vacancies have not been filled. This is an ongoing barrier to re-opening the service. Recruitment is an industry wide issue. Minjilang Crèche has been audited by Australian Children's Education and Care Quality Authority ACECQA quality and safety project officers and the Early Childhood Regulatory Project Australian Government Department of Education. There were no major non-conformances identified
	Strengthen ability to respond to community safety needs, including the provision of staff enrolment in training that enhances and sustains appropriate community safety skills and provide opportunities for professional development	Local staff worked with to increase the competency levels in responding to domestic and family violence, specifically intake, case management and safety planning with clients	2024 - 2025	TARGET NOT ACHIEVED: No longer deliver safehouse, only night patrol. Require specialist culturally appropriate trainer in 25/26
	Provide to the community well-managed and maintained library collections, including a culturally relevant library collection	Diversity audit completed and recommendations implemented	2024 - 2025	TARGET ACHIEVED
		Connected Communities: Vision for the Northern Territory Public Libraries 2017 - 2023 enacted as applicable to West Arnhem	100%	TARGET ACHIEVED
	Plan, prepare and present educational and engaging early childhood activities weekly	Weekly early childhood activities are well planned and delivered as per schedule	100%	TARGET ACHIEVED: In Jabiru plans are updated monthly

Pillar 4:
Service Delivery and Built Environment

We provide high quality infrastructure and service delivery that meets the unique needs of each community, creates a sense of place and contributes towards promoting a sense of pride in community.

Goal	Strategy	Measure	Target	Result
4.1 Strategic Infrastructure and Asset Management Strategically manage, maintain and enhance community infrastructure	Develop and manage a corporate Asset Management Strategy and Asset Management Plans for defined asset classes with a focus on: a. identifying and developing an asset maintenance tracking system that includes cyclical inspections b. managing the renewal and replacement program c. coordinating projects within community	Corporate Asset Management Strategy completed	July 2025	TARGET IN PROGRESS: Asset Management Strategy to be reviewed now the ERP Software has been updated
		Asset management tracking system implemented	July 2025	TARGET IN PROGRESS: Identifying the best framework and management system to be used and refer as above
	Investigate opportunities to source external funding for infrastructure upgrades	Scoping, plans and cost estimates for critical infrastructure assets identified for future funding requirements	Ongoing	TARGET ACHIEVED: Proactive in identifying future projects and scoping for potential funding
	Maintenance programs for parks, ovals, cemeteries and reserves	Safety audits conducted yearly on trees within community which are designated to Council responsibility	100%	TARGET ACHIEVED: Quarterly audits are carried out in all areas in the Community
		All maintenance activities carried out in accordance with budget allocation	100%	TARGET PARTIALLY ACHIEVED: Expenses are kept with-in Council Budget. With exception of emergency un-forecasted events
		Park equipment safety audits, inspections and maintenance program carried out to schedule	100%	TARGET ACHIEVED: Regularly inspected by Council Service Managers and reported to Technical Services team

Goal	Strategy	Measure	Target	Result
4.1 Strategic Infrastructure and Asset Management Strategically manage, maintain and enhance community infrastructure	Continue community consultations on the establishment of gazetted cemeteries in Warruwi, Minjilang and Maningrida	Community consultations on the establishment of gazetted cemeteries in Warruwi, Minjilang and Maningrida progressed	June 2025	TARGET IN PROGRESS: Minjilang and Maningrida cemeteries now gazetted and under construction. Warruwi and Gunbalanya lease applications pending
	Ensure community swimming pools operate according to community needs and all legislative and work health and safety requirements	Opening hours to meet community requirements provided with a comparison year-on-year increase in operating costs of no more than 10%	June 2025	TARGET ACHIEVED: Flexible Pool hours of operation are in place which enables Community members and Service Providers access to Council Swimming Pools
		Staff employed to meet supervision ratios and cultural needs	100%	TARGET ACHIEVED: one new part time ATSI Pool Attendant employed to cover any shortfall of supervision ratios and cultural needs.(Maningrida only) TARGET ACHIEVED: Jabiru
		Operational procedures are adhered to and documented as required by WARC and legislated standards	100%	TARGET ACHIEVED: Monthly reports are submitted by Swimming Pool Team Leader
		Pool maintenance regime is established and sustainable	June 2025	TARGET ACHIEVED: Daily, weekly and monthly maintenance schedule in place and operational for Swimming Pool staff



Goal	Strategy	Measure	Target	Result
4.2 Fleet, Plant and Equipment Provide a modern and well-maintained fleet of plant and vehicles capable of meeting service delivery requirements	Review and update the Strategic Fleet Asset Management Strategy	Strategic Fleet Asset Management Strategy maintained and improved	Ongoing	TARGET IN PROGRESS: Identifying the best framework and management system to be used
	Implement effective cost recovery mechanisms for use of Council's vehicles, plant and equipment	Annual review and update of Council's Fees and Charges against operating and replacement costs	May 2025	TARGET ACHIEVED: Cost recovery model and charge back to programs in place
		Fleet, plant and equipment hire contracts to support and ensure effective cost recovery for Council prepared	Ongoing	TARGET ACHIEVED: Business activity under constant review
	Ensure vehicles, plant and equipment are fully serviced as per the Strategic Plan for the useful life of the asset	All vehicles inspected as per Strategic Plan	100%	TARGET ACHIEVED: Vehicle inspections completed
		Repairs and maintenance requests performed in line with Strategic Plan	100%	TARGET PARTIALLY ACHIEVED: Maintenance and repair work done as possible within resource capacity
		Accurate vehicle, plant and equipment data maintained	100%	TARGET ACHIEVED: Vehicle and plant register up to date
	Maintain adequate stock levels	Stocks purchased and used in community workshops reviewed and monitored	Ongoing	TARGET ACHIEVED: Stocking requirements closely monitored
	Upgrade fuel distribution infrastructure to comply with work, health and safety relevant standards and business requirements	Infrastructure audit as per current legislation completed and report including recommended plan for upgrades delivered	Ongoing	TARGET ACHIEVED: Fuel distribution monitored regularly

Goal	Strategy	Measure	Target	Result
4.3 Waste and Water Management Deliver environmentally and economically sound solid waste, water and sewerage services	Provide scheduled domestic waste collection in each community	Waste collections completed as per schedule	100%	TARGET ACHIEVED: Waste collections maintained
	Landfill sites are licensed and operate in accordance with NT Environment Protection Authority (NTEPA) authorities	Landfill sites remain operational	100%	TARGET NOT ACHIEVED: Jabiru landfill site under remediation to meet NTEPA guidelines in joint venture with OSS as per deed obligations
	Work with other government and commercial entities in order to plan for long term waste disposal needs	Utilise Charles Darwin University's *Academic Review of Future Waste Management Strategy*	July 2025	TARGET NOT ACHIEVED: Position was vacant for several months during this financial year
		Northern Territory Local Government Association liaised and collaborated with on advocacy initiatives and waste strategies	July 2025	TARGET ACHIEVED: Attend regular meetings with LGANT and liaise on relevant issues
	Adhere to water and sewerage operations and maintenance schedules	Disruption to Jabiru town water supply	10% or less	TARGET ACHIEVED: In Jabiru when dealing with these repairs within budget
		Disruption to Jabiru sewerage network	10% or less	TARGET ACHIEVED: In Jabiru when dealing with these repairs within budget
		All legislated standards for potable water testing in Jabiru met	100%	TARGET ACHIEVED: In Jabiru when dealing with these repairs within budget
		Annual audit of water treatment practices including policies and procedures conducted	December 2024	TARGET PARTIALLY ACHIEVED: 50% achieved

Goal	Strategy	Measure	Target	Result
4.4 Local Road Management and Maintenance Tactically monitor, maintain and manage Council gazetted roads and community safety via traffic management	Develop and schedule yearly road, footpath and stormwater repairs and maintenance programs for each community which: a. determines a road maintenance schedule for the course of the year b. determines grading frequency of internal access roads c. schedules hazard identification and road condition reports (actions and frequency) d. schedules footpath and stormwater inspections	Deliver yearly road, footpath and stormwater repairs and maintenance as per schedule with records maintained for each community in Council's records management system - currently 'Magiq'	100%	TARGET PARTIALLY ACHIEVED: All planned road maintenance activities were successfully completed. Record management not achieved due to ongoing position vacancy
		All footpaths and stormwater inspected quarterly	100%	TARGET ACHIEVED
		Percentage of known footpath hazards made safe within 24 hours	85%	TARGET ACHIEVED
	Continually monitor and carry out minor road repairs	Roads monitored and minor repairs completed as required	85%	TARGET ACHIEVED: Road assessment ongoing and all repairs completed where capacity and finance is available
	Consult with Local Authorities to incorporate local priorities for traffic management into traffic management strategies and/ or plans	Consultations on traffic management priorities are minuted and reported to Council and WARC executive	100%	TARGET ACHIEVED: Local Authorities have been active in determining road project priorities
	Deliver plans as per schedule for managing street lighting	All non-functioning street lights repaired bi-annually as per set program	100%	TARGET PARTIALLY ACHIEVED: 80% achieved in Jabiru, other communities to be addressed as per lighting strategy when completed
		Functioning street lights per audit per community	85%	TARGET PARTIALLY ACHIEVED: Target achieved in Jabiru, other communities to be addressed as per lighting strategy when completed

Pillar 5:
Sustainability and Climate Action

Leading by example, we commit to developing a culture of sustainable practice.

We recognise and champion the importance of safe guarding our environment for future generations by working collectively with community, private enterprises and all tiers of government.

Goal	Strategy	Measure	Target	Result
5.1 Recycling and Waste Develop recycling and waste initiatives which protect and preserve community natural resources and the local environment	Review strategic and environmental risks associated with climate change and sustainability and draft 10 year strategy for reuse, recycle and reduce waste initiatives	Reuse, Recycle and Reduce Waste Strategy implemented	June 2025	TARGET ACHIEVED: Reduce, Reuse and Recycle Strategy has been implemented
	Continue pre-cyclone community waste collections	Pre-cyclone waste collections held twice yearly as per published schedule	100%	TARGET ACHIEVED: Two or more pre-cyclone waste clean-ups achieved in each community
	Continue whole-of-community approach to identify and implement innovative initiatives to reuse, recycle and reduce waste	Keep Australia Beautiful and local schools collaborated with and Clean up Australia Day, Tidy Towns campaign and eco schools program participated in	June 2025	TARGET ACHIEVED: Ongoing activity and relationships maintained

Goal	Strategy	Measure	Target	Result
5.2 Procurement Develop and implement a leading-edge sustainability procurement strategy	Review WARC current procurement practices against sustainability and climate action NT and national procurement benchmarks and develop leading-edge Procurement Strategy	Leading-edge Procurement Strategy completed	June 2025	TARGET ACHIEVED: Procurement Policy approved by Council December 2024

Goal	Strategy	Measure	Target	Result
5.3 Reduce Office Waste All offices recycle and reduce waste and consumables	Encourage Council office solutions to reduce waste	Paperless agenda papers to reduce binding and printing costs	June 2025	TARGET PARTIALLY ACHIEVED: Councillors have access to laptops and email to view electronic copies

Goal	Strategy	Measure	Target	Result
5.4 Education Develop and deliver locally relevant education initiatives on sustainability and climate impacts across multiple mediums and platforms	Engage with local schools to develop age and locally appropriate educational resources	Education campaign collateral created and displayed in community and schools	June 2025	TARGET ACHIEVED: 'Stop the Drop' video created September 2024. Video displayed at all community council offices
	Facilitate relationships between businesses, community leaders and youth with a focus on conserving natural resources	Community-appropriate collaborative materials, initiatives and messages developed and promoted via community noticeboards and social media	June 2025	TARGET ACHIEVED: Promotions through social media and Council website. 'Waste and Sustainability' page added to Council website
	Encourage and promote community understanding and correct use of sorting bays	Uplift in correct use of sorting bays	50%	TARGET IN PROGRESS: Sorting bay signage has been replaced as required and community education is in progress

Goal	Strategy	Measure	Target	Result
5.5 Policy Devise and implement a Sustainability and Climate Action Policy	Research and develop WARC Environment and Sustainability Management Strategy and Policy	Environment and Sustainability Management Strategy and Policy completed	June 2025	TARGET ACHIEVED: Refer to WARC Regional Waste Management Strategy

Pillar 6: Foundations of Governance

Integrity is at the heart of everything we do. We are leaders of best practice and excellence in governance, advocacy, consultation and administration.

Our processes, procedures and policies are ethical and transparent.

Goal	Strategy	Measure	Target	Result
6.1 Financial Management Provision of strong financial management and leadership which ensures long term sustainability and growth	Develop and implement a financially sustainable long term financial plan, annual budget and periodic budget reviews	Statutory requirements and external audit qualifications fully complied with	100%	TARGET IN PROGRESS: Continuing to work with Council's stakeholders including the NT Government to achieve a financially sustainable budget and long-term financial plan
	Management of Council's revenue and payable functions			TARGET ACHIEVED
	Manage and deliver on Council's annual statutory and financial obligations			TARGET ACHIEVED: Obligations met within the required timeframes
	Management of Council's asset accounting practices			TARGET IN PROGRESS: Asset valuation achieved, and the asset register assembly and policies are next to be reviewed and updated
	Monitor and coordinate external funding provided through grants and commercial contracts	Contractual arrangements complied with	100%	TARGET IN PROGRESS: All Community Care - NDIS and Aged Care and Remote Community Connector reporting is compliant and submitted by the Community Care team - 100%. All Wellbeing grant reports, budgets submitted to funders and data have been submitted - 100%. Creche - Minjilang and Warruwi reporting is via a third part provider - OWNA. Collected data is reported - 75%. All other grant program reports and acquittals are submitted as required TARGET IN PROGRESS: All commercial contractual agreements fulfilled

Goal	Strategy	Measure	Target	Result
6.1 Financial Management Provision of strong financial management and leadership which ensures long term sustainability and growth	Maintain the rates database including all property details	Statutory requirements fully complied with and percentage of rates debtors outstanding	100%	TARGET ACHIEVED
	Maintain the rates register		100%	TARGET ACHIEVED
	Prepare the annual rates declaration		Less than 5%	TARGET ACHIEVED
	Apply concessions as appropriate		100%	TARGET ACHIEVED
	Determine the rateability of properties		100%	TARGET ACHIEVED
	Manage and provide advice on Council's investments in accordance with adopted policies	Interest on investments	> $180,000 FY2024-2025	TARGET ACHIEVED: Interest on investments was over the $180,000 target
	Monitor returns of investments including roll-over of term deposits			TARGET ACHIEVED
	Manage Council-funded projects to maintain a positive working capital ratio	Positive working capital ratio	Minimum ratio 1:1	TARGET ACHIEVED
	Annual review and update of Council's Fees and Charges	Review and update of Council's Fees and Charges completed	100%	TARGET ACHIEVED

Goal	Strategy	Measure	Target	Result
6.2 Records Delivery of storage and retrieval of records processes which support efficient and transparent administration	Maintain records in accordance with legislation	Public Information, Local Government Council Statutory and Freedom of Information requirements complied with	100%	TARGET PARTIALLY ACHIEVED: Over 90% of relevant statutory obligations complied with
	Implement disposal schedule by sentencing and disposing of records	Electronic records held in records management system eligible for destruction sentenced	85%	TARGET ACHIEVED: 100% of eligible records have been sentenced
	Train staff in the use of Council's records management system - currently 'Magiq'	Training delivered to new staff using records management system 'Magiq' during their probation period	85%	TARGET ACHIEVED: 87% of relevant staff received induction training
	Support staff to identify and save important records	Number of queries/ requests telephoned or sent to records@ for support and responded to within 24 hours	85%	TARGET ACHIEVED: 95% of enquiries were responded to within 24 hours

Goal	Strategy	Measure	Target	Result
6.3 Council and Local Authorities Excellence in governance, consultation administration and representation	Ensure capacity for customer relationship management, including mechanisms for feedback on service delivery	Complaints and positive feedback reported to the administration	100%	TARGET ACHIEVED: Where sufficient evidence had been provided
		Complaints acknowledged within five working days	90%	TARGET ACHIEVED: And complaints finalised
		Complaints finalised within fifteen working days	95%	TARGET ACHIEVED
	Improve accountable and transparent decision-making by facilitating the participation of Councillors in Council, Committee and Local Authority Meetings	At least one training program attended each financial year by Council and Local Authority Members	100%	TARGET ACHIEVED: Training provided by the Department of Housing, Local Government and Community Development for Council and Local Authority Members
		Ongoing administrative and secretarial support for Council, Local Authority and Committee Meetings provided	100%	TARGET ACHIEVED: Governance Advisor attending all meetings in person to provide support
		Four meetings of each Local Authority held each financial year	100%	TARGET ACHIEVED: Meetings held September 2024, November 2024, March 2025 and May 2025
	Enable community members to participate in local decision-making by ensuring that non-confidential Agendas and Minutes of Council are publicly available at Council offices in each community	All non-confidential Agendas and Minutes publicly available three working days before a meeting (Agendas) and ten working days after a meeting (Minutes)	100%	TARGET ACHIEVED: Available within the timeframes on Council's website and hard copies available upon request
	Establish formal and informal mechanisms for community consultation on key issues and input into decision-making	Community outreach event hosted by Council in each community every financial year	100%	TARGET NOT ACHIEVED
	Create opportunities for Councillors and senior staff to be available to community members to discuss Council decisions, programs and projects, either informally or through community meetings	Local Authority Meetings attended by at least one relevant Councillor and at least one Senior Manager	100%	TARGET ACHIEVED
	Ensure advocacy and representation of Council interests through government, the private sector and the media	Advocacy framework, strategy and communication reviewed	December 2024	TARGET ACHIEVED
	Create an advocacy framework, strategy and communication plan in consultation with Councillors			TARGET PARTIALLY ACHIEVED

Goal	Strategy	Measure	Target	Result
6.4 Risk Management The monitoring and minimisation of risks associated with the operations of Council	Update risk registers and ensure appropriate treatment plans are implemented	Overall risk rating within the risk register reduced	10% reduction	TARGET ACHIEVED
	Undertake internal audits as per audit plan	Internal audits completed as per the adopted plan	100%	TARGET NOT ACHIEVED: Internal Audit Plan being finalised
	Regularly review insurance cover and premiums	Annual full appraisal of cover required, policies reviewed via insurance broker	June 2024	TARGET ACHIEVED

Goal	Strategy	Measure	Target	Result
6.5 Planning and Reporting Robust planning and reporting that supports Council's decision-making processes	Produce key policy and direction documents for the Council including the Regional Plan, Annual Reports and policies	Regional Plan finalised and shared, Annual Report delivered, and policies requiring review are reviewed and updated as per required timelines	100%	TARGET IN PROGRESS
	Jabiru Masterplan Meetings are attended by CEO and/or designated executive	All Masterplan meetings scheduled are attended	100%	TARGET ACHIEVED

Goal	Strategy	Measure	Target	Result
6.6 Information and Communication Technology Effective and innovative information technology solutions which maximise service delivery and support Council's operations	Plan and deliver Council's technology needs through the provision of a well-maintained and managed information and communication technology (ICT) platform	Develop ICT Strategic Plan	December 2024	TARGET NOT ACHIEVED: Priority continues to be on ICT transformation and security with the move away from CouncilBIZ supported services. However, a review of Council's ICT needs is in progress
	Optimise the delivery of ICT services and equipment to required work locations to meet staff and service delivery needs	Develop ICT Asset register	June 2025	TARGET IN PROGRESS: Is part of determining Council's future ICT needs
	Provision of innovative, relevant and cost-effective ICT solutions to solve service delivery challenges	Annual review of ICT needs in line with the ICT Strategic Plan completed	100%	TARGET IN PROGRESS: Is part of the Council's ICT transformation
	Optimise costs associated with ICT delivery, including communications, both fixed and mobile, data, voice and video services and staff equipment		100%	TARGET IN PROGRESS: Is part of the project determining Council's future (immediate and longer term) ICT needs



Financial Performance

Statement 1. Comparison of Actual Performance Against Budget

Table 1.1 Income and Expenditure Statement

	Financial Year Original Budget $	Financial Year Final Budget $	Actual Performance $	Variation Between Final Budget and Actuals $
OPERATING INCOME				
Rates	2,667,828	2,667,829	2,525,946	(141,883)
Charges	4,337,273	3,904,376	3,304,903	(599,473)
Fees and Charges	696,126	725,448	820,118	94,670
Operating Grants and Subsidies	16,363,765	22,263,569	18,972,704	(3,290,866)
Interest / Investment Income	154,000	154,000	221,413	67,413
Commercial and Other Income	13,368,342	13,279,963	13,514,956	234,992
TOTAL OPERATING INCOME	**37,587,333**	**42,995,185**	**39,360,039**	**(3,635,146)**
OPERATING EXPENDITURE				
Employee Expenses	19,919,484	18,169,847	16,788,958	(1,380,889)
Materials and Contracts	7,113,838	10,904,386	7,905,383	(2,999,004)
Elected Member Allowances	399,170	418,928	368,053	(50,874)
Elected Member Expenses	48,000	212,150	210,693	(1,457)
Council Committee & LA Allowances *	26,450	49,800	40,862	(8,938)
Council Committee & LA Expenses **	-	23,788	18,963	(4,825)
Depreciation, Amortisation and Impairment	5,476,364	5,271,438	5,064,566	(206,872)
Interest Expenses	-	-	-	-
Other Expenses	9,195,099	12,648,826	10,713,504	(1,935,323)
TOTAL OPERATING EXPENDITURE	**42,178,405**	**47,699,163**	**41,110,981**	**(6,588,182)**
OPERATING SURPLUS / DEFICIT	**(4,591,072)**	**(4,703,978)**	**(1,750,942)**	**2,953,036**

Statement 1. Comparison of Actual Performance Against Budget

Statement 1.2 Annual Operating Position

	Financial Year Original Budget $	Financial Year Final Budget $	Actual Result $	Variation Between Final Budget and Actuals $
OPERATING SURPLUS / DEFICIT	**(4,591,072)**	**(4,703,978)**	**(1,750,942)**	**2,953,036**
***Remove* NON-CASH ITEMS**				
Less Non-Cash Income	(6,964,681)	(6,855,620)	(6,527,841)	327,779
Add Back Non-Cash Expenses	12,441,045	12,127,058	11,592,407	(534,651)
TOTAL NON-CASH ITEMS	**5,476,364**	**5,271,438**	**5,064,566**	**(206,872)**
***Less* ADDITIONAL OUTFLOWS**				
Capital Expenditure	8,740,992	5,826,123	5,140,829	(685,294)
Borrowing Repayments (Principal Only)	-	-	-	-
Transfer to Reserves	147,000	-	1,749,414	1,749,414
Other Outflows	-	-	8,054,766	8,054,766
TOTAL ADDITIONAL OUTFLOWS	**(8,887,992)**	**(5,826,123)**	**(14,945,010)**	**(9,118,887)**
***Add* ADDITIONAL INFLOWS**				
Capital Grants Income	7,906,700	3,050,000	7,233,205	4,183,205
Prior Year Carry Forward Tied Funding	-	1,716,074	3,376,320	1,660,246
Other Inflow of Funds	96,000	437,503	2,261,010	1,823,507
Transfers from Reserves	-	55,087	55,087	-
TOTAL ADDITIONAL INFLOWS	**8,002,700**	**5,258,664**	**12,925,623**	**7,666,959**
NET OPERATING POSITION	**-**	**-**	**1,294,237**	**1,294,237**

Statement 2. Reasons for Material Variations between the Final Budget and Actual Performance

Operating Income

Operating Income had a negative variance to the amended budget of $3.6M. Rates and Charges were below expectation as there was a delay in issuing water charge notices. The difference in Operating Grants and Subsidies was partially due to not receiving the full financial subsidy initially requested and a delay in receiving grant money at year end.

Operating Expenses

Overall, the Operating Expenditure is in a net favourable position of $6.6M due to a number of reasons.
Employee expenses were $1.3M less compared to budget, as a result of staff shortages and turnover.
Materials and Contracts were under budget by $3M due to delays in projects and the inability to engage contractors in a timely manner (i.e. industry shortages).

Capital Expenditure

West Arnhem Regional Council's capital expenditure reflects the acquisition/creation of new assets as well as renewal of existing ones. Capital expenditure for the 2024-25 was over budgeted by $0.7M. This budget variance was due to the delay in the completion of several projects, which will be finalised in 2025-26.

Table 3.1 Total Expenditure for Each Council Committee and Local Authority

For the year ending 30 June 2025	Council Committee & LA Allowances $	Council Committee & LA Expenses $	Total $
Audit Committee	6,712	-	6,712
Kakadu Ward Committee	-	2,472	2,472
Gunbalanya LA Members	14,100	3,357	17,457
Maningrida LA Members	7,250	5,544	12,794
Minjilang LA Members	5,000	4,378	9,378
Warruwi LA Members	7,800	3,212	11,012
TOTAL	**40,862**	**18,963**	**59,825**

Key Performance Indicators

The financial performance indicators detailed below inform all interested parties on how well the Council is performing compared to industry benchmarks.

Asset Sustainability Ratio

This ratio helps to show whether the Council is replacing assets as their service potential is used up. Some assets are absolutely essential – sewerage and water treatment facilities, etc. This ratio helps to identify whether the Council will be able to continue services associated with these assets.

All Northern Territory councils struggle to replace assets as and when this is needed, and this has been the subject of several reviews undertaken by the NT Government.

The Target Benchmark is greater than 90%.
Result 2024-2025 = 102%
Result 2023-2024 = 40%*

*Recalculated to remove road assets.

Operating Surplus Ratio

This ratio shows whether the Council has the ability to cover its operating costs from operating revenues. Like all businesses, Council must ensure that it has sufficient revenue to meet its operating costs. Achieving a positive result means that Council is covering its costs and is able to apply the surplus to capital expenditure.

The Target Benchmark is between 0% and 10%.
Result 2024-2025 = 8%
Result 2023-2024 = 11%

Current Ratio

The current ratio is a liquidity ratio that measures Council's ability to pay its short-term obligations. To gauge this ability, the current ratio considers the current total assets (both liquid and illiquid) relative to the current total liabilities. Council's current ratio of 0.99 means that it has 0.99 times current assets in relation to current liabilities.

The Target Benchmark is greater than 1.
Result 2024-2025 = 0.97
Result 2023-2024 = 0.88

Rate Coverage Ratio

This ratio measures the Council's dependence on general rate revenue to fund its operations. The higher the ratio more the Council's revenue is sourced from its rating base, which in turn means a lower dependency on grant funding. Like many regional councils, WARC is substantially dependent on grant funding, which reduces its flexibility and control when it comes to budget options. The challenge for Council is to improve this ratio in the face of limited alternative funding sources and a very limited rate base.

The Target Benchmark is greater than 12%.
Result 2024-2025 = 8%
Result 2023-2024 = 7%*

*Recalculated to only include general rate revenue.



Financial Statement



WEST ARNHEM REGIONAL COUNCIL

ABN: 45 065 336 873

FINANCIAL REPORT FOR THE YEAR ENDED

30 JUNE 2025

WEST ARNHEM REGIONAL COUNCIL

ABN: 45 065 336 873

FINANCIAL REPORT FOR THE YEAR ENDED 30 JUNE 2025

CONTENTS **Page**

Chief Executive Officer's Certificate	1
Auditor's Independence Declaration	2
Statement of Profit or Loss and Other Comprehensive Income	3
Statement of Financial Position	4
Statement of Working Capital	5
Statement of Changes in Equity	6
Statement of Cash Flows	7
Notes to the Financial Report	8
Independent Auditor's Report	34

WEST ARNHEM REGIONAL COUNCIL

ABN: 45 065 336 873

CHIEF EXECUTIVE OFFICER CERTIFICATE

FOR THE YEAR ENDED 30 JUNE 2025

I, Katharine Murray, the Chief Executive Officer of the West Arnhem Regional Council (the council), certify that:

(a) the statement has, to the best of my knowledge, information and belief, been properly drawn up in accordance with the applicable Australian Accounting Standards, the *Local Government Act 2019* and those Regulations so as to present fairly the financial position of the council and the results for the 2024-25 financial year; and

(b) the statement is in accordance with the accounting and other records of the council.



Dated: 11 November 2025

Nexia Edwards Marshall NT

Nexia Edwards Marshall NT
Level 2, TCG Centre
80 Mitchell Street
Darwin NT 0800
GPO Box 3770
Darwin NT 0800
E: receptionNT@nexiaem.com.au
P: +61 8 8981 5585

nexiaemnt.com.au

AUDITOR'S INDEPENDENCE DECLARATION UNDER THE PROVISIONS OF NORTHERN TERRITORY LOCAL GOVERNMENT ACT 2019 AND NORTHERN TERRITORY LOCAL GOVERNMENT (GENERAL) REGULATIONS 2021

TO THE COUNCILLORS OF WEST ARNHEM REGIONAL COUNCIL

I declare that, to the best of my knowledge and belief, during the year ended 30 June 2025 there have been no contraventions of:

(i) the auditor independence requirements as set out in the *Northern Territory Local Government Act 2019 and Northern Territory (General) Regulations 2021*, in relation to the audit, and

(ii) any applicable code of professional conduct in relation to the audit.

Nexia Edwards Marshall NT
Chartered Accountants

Noel Clifford
Partner

Direct Line: 08 8981 5585 ext. 506
Mobile: 0417 864 114
Email: nclifford@nexiaemnt.com.au

Darwin, Northern Territory
Dated: 13 November 2025

Advisory. Tax. Audit.

Nexia Edwards Marshall NT (ABN 74 414 259 116) is a firm of Chartered Accountants. It is affiliated with, but independent from Nexia Australia Pty Ltd. Nexia Australia Pty Ltd is a member of Nexia International, a leading, global network of independent accounting and consulting firms. For more information please see www.nexia.com.au/legal. Neither Nexia International nor Nexia Australia Pty Ltd provide services to clients.

Liability limited under a scheme approved under Professional Standards Legislation.

Nexia Edwards Marshall NT

Nexia Edwards Marshall NT
Level 2, TCG Centre
80 Mitchell Street
Darwin NT 0800
GPO Box 3770
Darwin NT 0800
E: receptionNT@nexiaem.com.au
P: +61 8 8981 5585

nexiaemnt.com.au

INDEPENDENT AUDITOR'S REPORT TO THE MEMBERS OF WEST ARNHEM REGIONAL COUNCIL

Opinion

We have audited the financial report of West Arnhem Regional Council (the "Council"), which comprises the statement of financial position as at 30 June 2025, the statement of comprehensive income, statement of changes in equity and statement of cash flows for the year then ended, and notes to the financial statements, including material accounting policy information, and the Chief Executive Officer's Certificate.

In our opinion, the accompanying financial report of West Arnhem Regional Council, is in accordance with the *Northern Territory Local Government Act 2019* including:

(i) giving a true and fair view of the Council's financial position as at 30 June 2025 and of its financial performance and its cashflows for the year then ended; and

(ii) complying with Australian Accounting Standards and the *Northern Territory Local Government (General) Regulations 2021.*

Basis for opinion

We conducted our audit in accordance with Australian Auditing Standards. Our responsibilities under those standards are further described in the *Auditor's Responsibilities for the Audit of the Financial Report* section of our report. We are independent of the Council in accordance with the ethical requirements of the Accounting Professional and Ethical Standards Board's APES 110 *Code of Ethics for Professional Accountants (including Independence Standards)* (the Code) that are relevant to our audit of the financial report in Australia. We have also fulfilled our other ethical responsibilities in accordance with the Code.

We believe that the audit evidence we have obtained is sufficient and appropriate to provide a basis for our opinion.

Other information

The Councillors and Chief Executive Officer are responsible for the other information. The other information comprises the information in West Arnhem Regional Council 's annual report for the year ended 30 June 2025, but does not include the financial report and the auditor's report thereon.

Our opinion on the financial report does not cover the other information and we do not express any form of assurance conclusion thereon.

In connection with our audit of the financial report, our responsibility is to read the other information and, in doing so, consider whether the other information is materially inconsistent with the financial report or our knowledge obtained in the audit or otherwise appears to be materially misstated.

If, based on the work we have performed, we conclude that there is a material misstatement of the other information we are required to report that fact. We have nothing to report in this regard.

Advisory. Tax. Audit.

Nexia Edwards Marshall NT (ABN 74 414 259 116) is a firm of Chartered Accountants. It is affiliated with, but independent from Nexia Australia Pty Ltd. Nexia Australia Pty Ltd is a member of Nexia International, a leading, global network of independent accounting and consulting firms. For more information please see www.nexia.com. au/legal. Neither Nexia International nor Nexia Australia Pty Ltd provide services to clients.

Liability limited under a scheme approved under Professional Standards Legislation.

Nexia Edwards Marshall NT

Nexia Edwards Marshall NT
Level 2, TCG Centre
80 Mitchell Street
Darwin NT 0800
GPO Box 3770
Darwin NT 0800
E: receptionNT@nexiaem.com.au
P: +61 8 8981 5585

nexiaemnt.com.au

INDEPENDENT AUDITOR'S REPORT TO THE MEMBERS OF WEST ARNHEM REGIONAL COUNCIL (CONT.)

Responsibilities of the Councillors and Chief Executive Officer for the Financial Report

The Councillors and Chief Executive Officer of West Arnhem Regional Council are responsible for the preparation of the financial report that gives a true and fair view in accordance with Australian Accounting Standards and the *Northern Territory Local Government Act 2019* and for such internal control as the Councillors and Chief Executive Officer determine is necessary to enable the preparation of the financial report that gives a true and fair view and is free from material misstatement, whether due to fraud or error.

In preparing the financial report, the Councillors and Chief Executive Officer are responsible for assessing the Council's ability to continue as a going concern, disclosing, as applicable, matters related to going concern and using the going concern basis of accounting unless the Councillors and Chief Executive Officer either intend to liquidate the Council or to cease operations, or have no realistic alternative but to do so.

The Councillors and Chief Executive Officer are responsible for overseeing the Council 's financial reporting process.

Auditor's responsibility for the audit of the financial report

Our objectives are to obtain reasonable assurance about whether the financial report as a whole is free from material misstatement, whether due to fraud or error, and to issue an auditor's report that includes our opinion. Reasonable assurance is a high level of assurance, but is not a guarantee that an audit conducted in accordance with the Australian Auditing Standards will always detect a material misstatement when it exists. Misstatements can arise from fraud or error and are considered material if, individually or taken together, they could reasonably be expected to influence the economic decisions of users taken based on this financial report.

As part of an audit in accordance with the Australian Auditing Standards, we exercise professional judgement and maintain professional scepticism throughout the audit. We also:

- Identify and assess the risks of material misstatement of the financial report, whether due to fraud or error, design and perform audit procedures responsive to those risks, and obtain audit evidence that is sufficient and appropriate to provide a basis for our opinion. The risk of not detecting a material misstatement resulting from fraud is higher than for one resulting from error, as fraud may involve collusion, forgery, intentional omissions, misrepresentations, or the override of internal control.
- Obtain an understanding of internal control relevant to the audit in order to design audit procedures that are appropriate in the circumstances, but not for the purpose of expressing an opinion on the effectiveness of the Council's internal control.
- Evaluate the appropriateness of accounting policies used and the reasonableness of accounting estimates and related disclosures made by those charged with governance.

Advisory. Tax. Audit.

Nexia Edwards Marshall NT (ABN 74 414 259 116) is a firm of Chartered Accountants. It is affiliated with, but independent from Nexia Australia Pty Ltd. Nexia Australia Pty Ltd is a member of Nexia International, a leading, global network of independent accounting and consulting firms. For more information please see www.nexia.com. au/legal. Neither Nexia International nor Nexia Australia Pty Ltd provide services to clients.

Liability limited under a scheme approved under Professional Standards Legislation.

Nexia Edwards Marshall NT

Nexia Edwards Marshall NT
Level 2, TCG Centre
80 Mitchell Street
Darwin NT 0800
GPO Box 3770
Darwin NT 0800
E: receptionNT@nexiaem.com.au
P: +61 8 8981 5585

nexiaemnt.com.au

INDEPENDENT AUDITOR'S REPORT TO THE MEMBERS OF WEST ARNHEM REGIONAL COUNCIL (CONT.)

Auditor's responsibility for the audit of the financial report (Cont.)

- Conclude on the appropriateness of the Councillors and Chief Executive Officer use of the going concern basis of accounting and, based on the audit evidence obtained, whether a material uncertainty exists related to events or conditions that may cast significant doubt on the Council's ability to continue as a going concern. If we conclude that a material uncertainty exists, we are required to draw attention in our auditor's report to the related disclosures in the financial report or, if such disclosures are inadequate, to modify our opinion. Our conclusions are based on the audit evidence obtained up to the date of our auditor's report. However, future events or conditions may cause the Council to cease to continue as a going concern.
- Evaluate the overall presentation, structure, and content of the financial report, including the disclosures, and whether the financial report represents the underlying transactions and events in a manner that achieves fair presentation.

We communicate with the Councillors and Chief Executive Officer regarding, among other matters, the planned scope and timing of the audit and significant audit findings, including any significant deficiencies in internal control that we identify during our audit.

Nexia Edwards Marshall NT
Chartered Accountants

Noel Clifford
Partner

Direct Line: 08 8981 5585 ext. 506
Mobile: 0417 864 114
Email: nclifford@nexiaem.com.au

Darwin, Northern Territory

Dated: 13 November 2025

Advisory. Tax. Audit.

Nexia Edwards Marshall NT (ABN 74 414 259 116) is a firm of Chartered Accountants. It is affiliated with, but independent from Nexia Australia Pty Ltd. Nexia Australia Pty Ltd is a member of Nexia International, a leading, global network of independent accounting and consulting firms. For more information please see www.nexia.com.au/legal. Neither Nexia International nor Nexia Australia Pty Ltd provide services to clients.

Liability limited under a scheme approved under Professional Standards Legislation.

WEST ARNHEM REGIONAL COUNCIL
ABN:45 065 336 873
STATEMENT OF PROFIT OR LOSS AND OTHER COMPREHENSIVE INCOME
FOR THE YEAR ENDED 30 JUNE 2025

	Note	2025 $	2024 $
INCOME			
Grants and contributions	**2A**	20,770,174	16,176,599
Rates and annual charges	**2B**	5,830,849	6,076,850
Other (losses)/ gains	**2C**	447,148	24,235
Investment income	**2D**	221,413	192,989
User charges and fees	**2E**	7,787,513	10,421,027
TOTAL INCOME		35,057,097	32,891,700
EXPENSES			
Depreciation	**3A**	5,064,566	8,036,274
Employee Cost	**3B**	14,222,126	15,980,472
Other operating expenses	**3C**	14,476,168	13,012,425
TOTAL EXPENSES		33,762,860	37,029,171
OPERATIONAL PROFIT (LOSS)		**1,294,237**	**(4,137,471)**
Roads and Capital Activities			
Write off Roads		21,219,628	-
Write off Assets		-	345,505
Total Roads and Capital Activities	**8**	**21,219,628**	**345,505**
NET LOSS		**(19,925,391)**	**(4,482,976)**
OTHER COMPREHENSIVE INCOME			
Revaluation of buildings and other structures for the year	**14**	55,375,580	-
TOTAL OTHER COMPREHENSIVE INCOME		**55,375,580**	**-**
TOTAL COMPREHENSIVE INCOME (LOSS)		**35,450,189**	**(4,482,976)**

The accompanying notes form part of these financial statements.

WEST ARNHEM REGIONAL COUNCIL
ABN:45 065 336 873
STATEMENT OF FINANCIAL POSITION
AS AT 30 JUNE 2025

	Note	2025 $	2024 $
ASSETS			
CURRENT ASSETS			
Cash on Hand and at Bank	4	14,125,956	8,669,259
Trade and Other Receivables	5	1,588,176	1,567,093
Other Assets	6	170,554	151,626
Inventory	7	133,511	104,829
TOTAL CURRENT ASSETS		**16,018,197**	**10,492,807**
NON-CURRENT ASSETS			
Property, Plant and Equipment	8	116,560,000	82,028,083
Right of Use Assets	9	7,475,665	7,765,016
TOTAL NON-CURRENT ASSETS		**124,035,665**	**89,793,099**
TOTAL ASSETS		**140,053,862**	**100,285,906**
LIABILITIES			
CURRENT LIABILITIES			
Trade and Other Payables	10	4,407,919	3,649,126
Other Contract liabilities	11	9,790,253	5,890,393
Employee Provisions	12	2,023,428	2,009,477
Lease Liabilities	13	229,526	417,932
TOTAL CURRENT LIABILITIES		**16,451,126**	**11,966,928**
NON-CURRENT LIABILITIES			
Employee Provisions	12	194,890	223,220
Lease Liabilities	13	8,190,268	8,328,369
TOTAL NON-CURRENT LIABILITIES		**8,385,158**	**8,551,589**
TOTAL LIABILITIES		**24,836,284**	**20,518,517**
NET ASSETS		**115,217,578**	**79,767,389**
EQUITY			
Retained Earnings		32,381,488	54,015,421
Reserves	14	82,836,090	25,751,968
TOTAL EQUITY		**115,217,578**	**79,767,389**

The accompanying notes form part of these financial statements.

WEST ARNHEM REGIONAL COUNCIL
ABN:45 065 336 873
STATEMENT OF WORKING CAPITAL
AS AT 30 JUNE 2025

	Note	2025 $	2024 $
ASSETS			
CURRENT ASSETS			
Cash on Hand and at Bank	**4**	14,125,956	8,669,259
Trade and Other Receivables	**5**	1,588,176	1,567,093
Other Assets	**6**	170,554	151,626
Inventory	**7**	133,511	104,829
TOTAL CURRENT ASSETS		**16,018,197**	**10,492,807**
Less:			
LIABILITIES			
CURRENT LIABILITIES			
Trade and Other Payables	**10**	4,407,919	3,649,126
Contract liabilities	**11**	9,790,253	5,890,393
Employee Provisions	**12**	2,023,428	2,009,477
Lease Liabilities	**13**	229,526	417,932
TOTAL CURRENT LIABILITIES		**16,451,126**	**11,966,928**
NET CURRENT ASSETS (LIABILITIES)		**(432,929)**	**(1,474,121)**
CURRENT RATIO		**0.97**	**0.88**

The accompanying notes form part of these financial statements.

WEST ARNHEM REGIONAL COUNCIL
ABN:45 065 336 873
STATEMENT OF CHANGES IN EQUITY
FOR THE YEAR ENDED 30 JUNE 2025

	Note	Retained Earnings	Assets Revaluation Reserve	Capital Reserves	Other Reserves	Total Equity
		$	$	$	$	$
Balance at 1 July 2023		58,425,467	25,711,095	113,803	-	84,250,365
Comprehensive income:						
Loss for the year		(4,482,976)	-	-	-	(4,482,976)
Other comprehensive income (loss) for the year	14	-	-	-	-	-
Total comprehensive income (loss) attributable to Members of the entity for the year		(4,482,976)	-	-	-	(4,482,976)
Transfers between equity		72,930	-	(72,930)	-	-
Balance at 30 June 2024		**54,015,421**	**25,711,095**	**40,873**	**-**	**79,767,389**
Balance at 1 July 2024		54,015,421	25,711,095	40,873	-	79,767,389
Comprehensive income:						
Loss for the year		(19,925,391)	-	-	-	(19,925,391)
Other comprehensive income for the year	14	-	55,375,580	-	-	55,375,580
Total comprehensive income (loss) attributable to Members of the entity for the year		(19,925,391)	55,375,580	-	-	35,450,189
Transfers between equity	14	(1,708,542)	-	120,553	1,587,989	-
Balance at 30 June 2025		**32,381,488**	**81,086,675**	**161,426**	**1,587,989**	**115,217,578**

The accompanying notes form part of these financial statements.

WEST ARNHEM REGIONAL COUNCIL
ABN:45 065 336 873
STATEMENT OF CASH FLOWS
FOR YEAR ENDED 30 JUNE 2025

	Note	2025 $	2024 $
CASH FLOWS FROM OPERATING ACTIVITIES			
Receipts from customers		13,472,071	18,183,923
Grants and contributions receipts		24,670,034	15,750,571
Payments to suppliers and employees		(27,514,401)	(28,516,075)
Interest received		221,413	192,989
Net cash provided by operating activities	**16**	**10,849,117**	**5,611,408**
CASH FLOWS FROM INVESTING ACTIVITIES			
Proceeds from disposals of property, plant and equipment		511,595	76,433
Payment for property, plant and equipment		(5,140,826)	(5,046,049)
Net cash (used in) investing activities		**(4,629,231)**	**(4,969,616)**
CASH FLOWS FROM FINANCING ACTIVITIES			
Payments for lease liabilities		(763,189)	(454,523)
Net cash (used in) financing activities		**(763,189)**	**(454,523)**
Net increase in cash held		5,456,697	187,269
Cash and cash equivalents at beginning of the financial year		8,669,259	8,481,990
Cash and cash equivalents at end of the financial year	**4, 16**	**14,125,956**	**8,669,259**

The accompanying notes form part of these financial statements.

WEST ARNHEM REGIONAL COUNCIL
ABN:45 065 336 873
NOTES TO THE FINANCIAL REPORT FOR THE YEAR ENDED 30 JUNE 2025

Note 1 Material Accounting Policy Information

The financial statements cover West Arnhem Regional Council as an individual entity, incorporated and domiciled in Australia. West Arnhem Regional Council is operating pursuant to the NT Local Government Act 2019 and NT Local Government (General) Regulations 2021.

The financial statements were authorised for issue on 13 November 2025 by the Elected Members of the Council.

Statement of Compliance

The financial statements are general purpose financial statements that have been prepared in accordance with Australian Accounting Standards and Interpretations issued by the Australian Accounting Standards Board (AASB), the requirements of the Local Government Act 2019, Local Government (General) Regulations 2021 and other authoritative pronouncements of the Australian Accounting Standard Board.

Australian Accounting Standards set out accounting policies that the AASB has concluded would result in financial statements containing relevant and reliable information about transactions, events and conditions. Material accounting policies adopted in the preparation of these financial statements are presented below and have been consistently applied unless stated otherwise.

Basis of Preparation

The financial statements, except for the cash flow information, have been prepared on an accruals basis and are based on historical costs, modified, where applicable, by the measurement at fair value of selected non-current assets, financial assets and financial liabilities. The amounts presented in the financial statements are in Australian Dollars and have been rounded to the nearest dollar.

Critical Accounting Estimates

The preparation of the financial statements requires the use of certain critical accounting estimates. It also requires management to exercise its judgement in the process of applying the Council's accounting policies. The areas involving a higher degree of judgement or complexity, or areas where assumptions and estimates are significant to the financial statements, are disclosed in Note 1(p) Critical Accounting Judgements, Estimates and Assumptions.

Current and Non Current Classification

Assets and liabilities are presented in the statement of financial position based on current and non current classifications.

An asset is classified as current when it is either expected to be realised or intended to be sold or consumed in the Council's normal operating cycle, it is held primarily for the purpose of trading, it is expected to be realised within 12 months after the reporting period and or the asset is cash or cash equivalent unless restricted from being exchanged or used to settle a liability for at least 12 months after the reporting period. All other assets are classified as non current.

A liability is classified as current when it is either expected to be settled in the Council's normal operating cycle, it is held primarily for the purpose of trading, it is due to be settled within 12 months after the reporting period and or there is no unconditional right to defer the settlement of the liability for at least 12 months after the reporting period. All other liabilities are classified as non current.

Material Accounting Policies

(a) Revenue and Other Income Recognition

The Council recognises revenue as follows :

Revenue from Contracts With Customers

Revenue is recognised at an amount that reflects the consideration to which the Council is expected to be entitled in exchange for transferring goods or services to a customer. For each contract with a customer, the Council identifies the contract with a customer; identifies the performance obligations in the contract; determines the transaction price which takes into account estimates of variable consideration and the time value of money; allocates the transaction price to the separate performance obligations on the basis of the relative stand alone selling price of each distinct good or service to be delivered; and recognises revenue when or as each performance obligation is satisfied in a manner that depicts the transfer to the customer of the goods or services promised.

WEST ARNHEM REGIONAL COUNCIL
ABN:45 065 336 873
NOTES TO THE FINANCIAL REPORT FOR THE YEAR ENDED 30 JUNE 2025

Note 1 Material Accounting Policy Information (Cont.)

(a) Revenue and Other Income Recognition (Cont.)

Operating Grants

Grant revenue is recognised in profit or loss when the Council satisfies the performance obligations stated within the funding agreements.

Funding arrangements which are enforceable and contain sufficiently specific performance obligations are recognised as revenue under AASB15. Otherwise, such arrangements are accounted for under AASB 1058, where upon initial recognition of an asset, the Association is required to consider whether any other financial statement elements should be recognised (for example financial liabilities representing repayable amounts), with any difference being recognised immediately in profit or loss as income.

If conditions are attached to the grant which must be satisfied before the Council is eligible to retain the contribution, the grant will be recognised in the statement of financial position as a liability until those conditions are satisfied.

Capital Grant

When the Council receives a capital grant, it recognises a liability for the excess of the initial carrying amount of the financial asset received over any related amounts (being contributions by owners, lease liability, financial instruments, provisions, revenue or contract liability arising from a contract with a customer) recognised under other Australian Accounting Standards.

Rates

Rates are recognised as revenue when the Council obtains control over the asset comprising the receipt.

Rates are an enforceable debt linked to rateable property that will be recovered when the property is sold, and therefore control normally passes at the time of levying, or where earlier upon receipt of rates paid in advance. The rating period and reporting period for the Council coincide and accordingly, all rates levied for the year are recognised as revenue.

Uncollected rates are recognised as receivables.

Contributed Assets

The Council receives assets from the government and other parties for Nil or nominal consideration in order to further its objectives. These assets are recognised in accordance with the recognition requirements of other applicable accounting standards (AASB 9, AASB 16, AASB 116 and AASB 138).

On initial recognition of an asset, the Council recognises related amounts (being contributions by owners, lease liability, financial instruments, provisions, revenue or contract liability arising from a contract with a customer).

The Council recognises income immediately in profit or loss as the difference between initial carrying amount of the asset and the related amounts.

Interest Income

Interest income is recognised using the effective interest method.

Donations and Bequests

Donations and bequests are recognised on receipt of the funds with control of this revenue having passed to the Council.

Income from Sale of Goods

Revenue from the sales of goods and the rendering of a service is recognised upon the delivery of the goods and services to the customers.

A receivable will be recognised when the goods are delivered. The Council's right to consideration is deemed unconditional at this time as only the passage of time is required before payment of that consideration is due. There is no significant financing component because sales are made within a credit term of 30 to 45 days.

The Council's historical experience with sales returns show that they are negligible and considered to be highly improbable. As such no provision for sale refunds is recognised by the Council at the time of sale of goods.

All revenue is stated net of the amount of goods and services tax.

WEST ARNHEM REGIONAL COUNCIL
ABN:45 065 336 873
NOTES TO THE FINANCIAL REPORT FOR THE YEAR ENDED 30 JUNE 2025

Note 1 Material Accounting Policy Information (Cont.)

(b) Property, Plant and Equipment

Each class of property, plant and equipment is carried at cost or fair value as indicated, less, where applicable, accumulated depreciation and any impairment losses.

Freehold Property
Freehold land and Buildings are shown at their fair value based on periodic, but at least triennial, valuations by external independent valuers, less subsequent depreciation for buildings.

In periods when the Freehold Land and Buildings are not subject to an independent valuation, the Councillors conduct Councillors' valuations to ensure the carrying amount for the Land and Buildings is not materially different to the fair value.

Increases in the carrying amount arising on revaluation of Land and Buildings are recognised in other comprehensive income and accumulated in the revaluation surplus in equity. Revaluation decreases that offset previous increases of the same class of assets shall be recognised in other comprehensive income under the heading of revaluation surplus. All other decreases are recognised in profit or loss.

Any accumulated depreciation at the date of the revaluation is eliminated against the gross carrying amount of the asset and the net amount is restated to the revalued amount of the asset.

Freehold Land and Buildings that have been contributed at no cost, or for nominal cost, are initially recognised and measured at the fair value of the asset at the date it is acquired.

Plant and Equipment
Plant and equipment are measured on the cost basis and are therefore carried at cost less accumulated depreciation and any accumulated impairment losses. In the event the carrying amount of plant and equipment is greater than its estimated recoverable amount, the carrying amount is written down immediately to its estimated recoverable amount and impairment losses are recognised either in profit or loss or as a revaluation decrease if the impairment losses relate to a revalued asset. A formal assessment of recoverable amount is made when impairment indicators are present (refer to Note 1(f) for details of impairment).

Plant and equipment that have been contributed at no cost, or for nominal cost, are valued and recognised at the fair value of the asset at the date it is acquired.

Depreciation

The depreciable amount of all fixed assets, including buildings and capitalised lease assets but excluding freehold land, is depreciated on a straight-line basis over the asset's useful life to the entity commencing from the time the asset is held ready for use. Leasehold improvements are depreciated over the shorter of either the unexpired period of the lease or the estimated useful lives of the improvements.

The depreciation rates used for each class of depreciable assets are:

Class of Fixed Asset	**Depreciation Rate Life (years)**
Buildings, structures and site improvements and improvements	10-60 years
Infrastructure	15- 100 years
Plant and equipment	1-14 years
Roads	2-100 years
Furniture and Fittings and office Equipment	1- 5 years
Motor Vehicles	1- 5 years
Right of Use Assets- Leased Land and Buildings	10-40 years

The assets' residual values and useful lives are reviewed, and adjusted if appropriate, at the end of each reporting period.

Gains and losses on disposals are determined by comparing proceeds with the carrying amount. These gains or losses are recognised in profit or loss in the period in which they arise. When revalued assets are sold, amounts included in the revaluation surplus relating to that asset are transferred to retained earnings.

The Council approved, in a special Council meeting on 29 January 2025, that the Council elected not to recognise roads expenditure as an asset and for those road assets already recorded, in the Council's accounts up to 30 June 2024, to be written off as a cost. The carrying amount of these roads was removed from the asset register, with the resulting loss recognized in the Income Statement of $21,219,628. The write-off reflects a prudent assessment of asset condition and ensures the financial statements accurately represent the service potential of the Council's infrastructure.

WEST ARNHEM REGIONAL COUNCIL
ABN:45 065 336 873
NOTES TO THE FINANCIAL REPORT FOR THE YEAR ENDED 30 JUNE 2025

Note 1 Material Accounting Policy Information (Cont.)

(c) Leases

At inception of a contract, the Council assess if the contract contains or is a lease. If there is a lease present, a right-of-use asset and a corresponding lease liability is recognised by the Council where the Council is a lessee. However all contracts that are classified as short term leases (lease with remaining lease term of 12 months or less) and leases of low value assets are recognised as an operating lease on a straight-line basis over the term of the lease.

Initially the lease liability is measured at the present value of the lease payments still to be paid at commencement date. The lease payments are discounted at the interest rate implicit in the lease. If this rate cannot be readily determined, the Council uses the incremental borrowing rate.

Lease payments included in the measurement of the lease liability are as follows :

- fixed lease payments less any lease incentives;
- variable lease payments that depend on an index or rate, initially measured using the index or rate at the commencement date;
- the amount expected to be payable by the lessee under residual value guarantees;
- the exercise price of purchase options, if the lessee is reasonably certain to exercise the options;
- lease payments under extension options, if the lessee is reasonably certain to exercise the options; and
- payments of penalties for terminating the lease, if the lease term reflects the exercise of an option to terminate the lease.

The right-of-use assets comprise the initial measurement of the corresponding lease liability as mentioned above, any lease payments made at or before the commencement date as well as any initial direct costs. The subsequent measurement of the right-of-use assets is at cost less accumulated depreciation and impairment losses.

Right-of-use assets are depreciated over the lease term or useful life of the underlying asset whichever is the shortest. Where a lease transfers ownership of the underlying asset or the cost of the right-of-use asset reflects that the Council anticipates to exercise a purchase option, the specific asset is depreciated over the useful life of the underlying asset.

Concessionary Leases
For leases that have significantly below market terms and conditions principally to enable the Council to further its objectives (commonly known as peppercorn / concessionary leases), the Council has adopted the temporary relief under AASB 2019-8 and measures the right of use assets at cost on initial recognition.

(d) Right of Use Assets

A Right of Use Asset is recognised at the commencement date of a lease. The right-of-use asset is measured at cost, which comprises the initial amount of the lease liability, adjusted for, as applicable, any lease payments made at or before the commencement date net of any lease incentives received, any initial direct costs incurred, and, except where included in the cost of inventories, an estimate of costs expected to be incurred for dismantling and removing the underlying asset, and restoring the site or asset.

Right of Use Assets are depreciated on a straight line basis over the unexpired period of the lease or the estimated useful life of the asset, whichever is the shorter. Where the Council expects to obtain ownership of the leased asset at the end of the lease term, the depreciation is over its estimated useful life. Right of Use Assets are subject to impairment or adjusted for any remeasurement of lease liabilities.

(e) Impairment of Financial Assets

The Council recognises a loss allowance for expected credit losses on:

- financial assets that are measured at amortised cost or fair value through other comprehensive income;
- contract assets (eg amount due from customers under contracts).

The Council uses the following approach to impairment, as applicable under AASB 9: Financial Instruments:

- the simplified approach.

Simplified approach
The simplified approach does not require tracking of changes in credit risk at every reporting period, but instead requires the recognition of lifetime expected credit loss at all times.

This approach is applicable to:

- trade receivables; and
- lease receivables.

In measuring the expected credit loss, a provision matrix for trade receivables is used taking into consideration various data to get to an expected credit loss (i.e. diversity of its customer base, appropriate groupings of its historical loss experience, etc).

WEST ARNHEM REGIONAL COUNCIL
ABN:45 065 336 873
NOTES TO THE FINANCIAL REPORT FOR THE YEAR ENDED 30 JUNE 2025

Note 1 Material Accounting Policy Information (Cont.)

(e) Impairment of Financial Assets (Cont.)

Recognition of expected credit losses in financial statements
At each reporting date, the Council recognises the movement in the loss allowance as an impairment gain or loss in the statement of profit or loss and other comprehensive income.

(f) Impairment of Non Financial Assets

Non-financial assets are reviewed for impairment whenever events or changes in circumstances indicate that the carrying amount may not be recoverable. An impairment loss is recognised for the amount by which the asset's carrying amount exceeds its recoverable amount. Any excess of the asset's carrying amount over its recoverable amount is recognised in profit or loss.

Recoverable amount is the higher of an asset's fair value less costs of disposal and value-in-use. The value-in-use is the present value of the estimated future cash flows relating to the asset using a pre-tax discount rate specific to the asset or cash-generating unit to which the asset belongs. Assets that do not have independent cash flows are grouped together to form a cash-generating unit.

Where an impairment loss on a revalued individual asset is identified, this is recognised against the revaluation surplus in respect of the same class of asset to the extent that the impairment loss does not exceed the amount in the revaluation surplus for that class of asset.

(g) Employee Benefits

Short-term employee benefits
Provision is made for the Council's obligation for short-term employee benefits. Short-term employee benefits are benefits (other than termination benefits) that are expected to be settled wholly within 12 months after the end of the annual reporting period in which the employees render the related service, including wages, salaries and annual leave and superannuation. Short-term employee benefits are measured at the (undiscounted) amounts expected to be paid when the obligation is settled.

The Council's obligations for short-term employee benefits such as wages, salaries and superannuation are recognised as a part of current trade and other payables in the statement of financial position.

Other long-term employee benefits
The Council classifies employees' long service leave and annual leave entitlements as other long-term employee benefits as they are not expected to be settled wholly within 12 months after the end of the annual reporting period in which the employees render the related service. Provision is made for the Council's obligation for other long-term employee benefits, which are measured at the present value of the expected future payments to be made to employees. Expected future payments incorporate anticipated future wage and salary levels, durations of service and employee departures, and are discounted at rates determined by reference to market yields at the end of the reporting period on government bonds that have maturity dates that approximate the terms of the obligations. Any remeasurements for changes in assumptions of obligations for other long term employee benefits are recognised in profit or loss in the periods in which the changes occur.

The Council's obligations for long-term employee benefits are presented as non-current liabilities in its statement of financial position, except where the Council does not have an unconditional right to defer settlement for at least twelve months after the reporting date, in which case the obligations are presented as current liabilities. The Council based on past experience records employee's long service leave entitlements on commencement of their employment within the Council.

Retirement benefit obligations
Superannuation benefits
All employees of the Council receive accumulated contribution superannuation entitlements, for which the Council pays the fixed superannuation guarantee contribution to the employee's superannuation fund of choice. For the period 1 July 2024 to 30 June 2025 this was 11.5% of the employee's ordinary average salary. From 1 July 2025 this rate has increased to 12% plus additional superannuation of 0.5% in 2025 (2024 :1%) for employees that commenced their employment with Council before the Enterprise Bargaining Agreement (EBA) came into effect. All contributions in respect of employees' accumulated contribution entitlements are recognised as an expense when they become payable. The Council's obligation with respect to employees' accumulated contribution entitlements is limited to its obligation for any unpaid superannuation guarantee contributions at the end of the reporting period. All obligations for unpaid superannuation guarantee contributions are measured at the (undiscounted) amounts expected to be paid when the obligation is settled and are presented as current liabilities in the Council's statement of financial position.

(h) Cash and Cash Equivalents
Cash and cash equivalents include cash on hand, deposits held at-call with banks, other short-term highly liquid investments with original maturities of three months or less, and bank overdrafts. Bank overdrafts are shown within short-term borrowings in current liabilities on the statement of financial position.

WEST ARNHEM REGIONAL COUNCIL
ABN:45 065 336 873
NOTES TO THE FINANCIAL REPORT FOR THE YEAR ENDED 30 JUNE 2025

Note 1 Material Accounting Policy Information (Cont.)

(i) Trade and Other receivables

Trade and other receivables include amounts due from clients for fees and goods and services provided, from donors and any outstanding grant receipts. Receivables expected to be collected within 12 months of the end of the reporting period are classified as current assets. All other receivables are classified as non-current assets.

Accounts receivable are initially recognised at fair value and subsequently measured at amortised cost using the effective interest method, less any provision for measurement. Refer to Note 1(e) for further discussions on the determination of impairment losses.

(j) Goods and Services Tax (GST)

Revenues, expenses and assets are recognised net of the amount of GST, except where the amount of GST incurred is not recoverable from the Australian Taxation Office (ATO).

Receivables and payables are stated inclusive of the amount of GST receivable or payable. The net amount of GST recoverable from, or payable to, the ATO is included with other receivables or payables in the statement of financial position.

Cash flows are presented on a gross basis. The GST components of cash flows arising from investing or financing activities which are recoverable from, or payable to, the ATO are presented as operating cash flows included in receipts from customers or payments to suppliers.

(k) Income Tax

No provision for income tax has been raised as the entity is exempt from income tax under Div 50 of the *Income Tax Assessment Act 1997* .

(l) Trade and Other Payables

Trade and other payables represent the liabilities for goods and services received by the Council during the reporting period that remain unpaid at the end of the reporting period. Trade payables are recognised at their transaction price. The balance is recognised as a current liability with the amounts normally paid within 30 days of recognition of the liability.

(m) Contract Liabilities

Contract liabilities represent the Council's obligation to transfer goods or services to a customer or complete required performance obligations and are recognised when a customer pays consideration, or when the Council recognises a receivable to reflect its unconditional right to consideration (whichever is earlier), before the Council has transferred the goods or services to the customer and or completed required performance obligations.

(n) Provisions

Provisions are recognised when the Council has a legal or constructive obligation, as a result of past events, for which it is probable that an outflow of economic benefits will result and that outflow can be reliably measured. Provisions recognised represent the best estimate of the amounts required to settle the obligation at the end of reporting period.

(o) Comparative Figures

Where required by Accounting Standards comparative figures have been adjusted to conform with changes in presentation for the current financial year.

WEST ARNHEM REGIONAL COUNCIL
ABN:45 065 336 873
NOTES TO THE FINANCIAL REPORT FOR THE YEAR ENDED 30 JUNE 2025

Note 1 Material Accounting Policy Information (Cont.)

(p) Critical Accounting Judgements, Estimates and Assumptions

The preparation of the financial statements requires management to make judgements, estimates and assumptions that affect the reported amounts in the financial statements. Management continually evaluates its judgements and estimates in relation to assets, liabilities, contingent liabilities, revenue and expenses. Management bases its judgements, estimates and assumptions on historical experience and on other various factors, including expectations of future events, management believes to be reasonable under the circumstances. The resulting accounting judgements and estimates will seldom equal the related actual results. The judgements, estimates and assumptions that have a significant risk of causing a material adjustment to the carrying amounts of assets and liabilities (refer to the respective notes) within the next financial year are discussed below.

(i) Valuation of buildings, land and infrastructure

The Council engaged independent valuers in 2025 to conduct an independent valuation of its land, buildings and infrastructure assets. Marsh Valuation Services were engaged to undertake this valuation of the Council's property and infrastructure assets

The valuation was completed on 16 October 2025 with the valuation date being 30 June 2025. The valuation of Council's infrastructure assets was performed by Ms.Khadhija Bembridge, BE, GradIEAust, Consultant Valuer License number 8504641 and Mr. Langley Johnston, BEMIEAust, Principal-Infrastructure License number 4365664.The valuation of Council's land and buildings, site improvements and other structures was performed by Mr. Matthew Persley, AAPI, Certified Practising Valuer, Valuer Number 4057MR and Mr. Travis Whiteman, AAPI, Certified Practising Valuer, Valuer Number 5143.

The valuation was prepared in accordance with the Australian Accounting Standards with the basis of value used being fair value of the assets. In determining fair value, the valuer has used the Market Approach and Cost Approach. The market approach compares assets with identical or comparable (similar) assets for which price information is available. The cost approach provides an indication of value by calculating the current replacement or reproduction cost of an asset and making deductions for physical deterioration and all other relevant forms of obsolescence. Straight line depreciations were used for buildings and infrastructure assets and the estimated remaining useful life of assets having regard to physical deterioration, functional and economic obsolescence.

Council assets were valued on the basis that the Council intends to retain the assets for a continuous use for Council's purposes. The current use of these assets is presumed to be their highest and best use.

The valuation of these assets at 30 June 2025 resulted in a net increase in the land, buildings and infrastructure value of $55,375,580 and an increase of the same amount to the Asset Revaluation Reserve.

(ii) Useful lives of property, plant and equipment

As described in Note 1(b), the Council reviews the estimated useful lives of property, plant and equipment at the end of each reporting period, based on the expected utility of the assets.

The Council determines the estimated useful lives and related depreciation and amortisation charges for its property, plant and equipment and finite life intangible assets. The useful lives could change significantly as a result of technical innovations or some other event. The depreciation and amortisation charge will increase where the useful lives are less than previously estimated lives, or technically obsolete or non-strategic assets that have been abandoned or sold will be written off or written down.

(iii) Impairment- General

The Council assesses impairment at the end of each reporting period by evaluating conditions and events specific to the Council that may be indicative of impairment triggers.

Impairment of plant and equipment

The Council assesses impairment of plant and equipment at each reporting date by evaluating conditions specific to the Council and to the particular asset that may lead to impairment. If an impairment trigger exists, the recoverable amount of the asset is determined. This involves fair value less costs to sell or value-in-use calculations, which incorporate a number of key estimates and assumptions. There was no provision for impairment of plant and equipment at 30 June 2025 (2024: $Nil).

Impairment of accounts receivable

The provision for impairment of receivables assessment requires a degree of estimation and judgement. The level of provision is assessed by taking into account the recent sales experience, the ageing of receivables, historical collection rates and specific knowledge of the individual debtors' financial position. Provision for impairment of receivables at 30 June 2025 amounted to $17,225 (2024: $36,638).

WEST ARNHEM REGIONAL COUNCIL
ABN:45 065 336 873
NOTES TO THE FINANCIAL REPORT FOR THE YEAR ENDED 30 JUNE 2025

Note 1 Material Accounting Policy Information (Cont.)

(p) Critical Accounting Judgements, Estimates and Assumptions (Cont.)

(iv) Performance Obligations Under AASB 15

To identify a performance obligation under AASB 15, the promise must be sufficiently specific to be able to determine when the obligation is satisfied. Management exercises judgement to determine whether the promise is sufficient by taking into account any conditions specified in the arrangement, explicit or implicit, regarding the promised goods or services. In making this assessment, management includes the nature / type, cost /value, quantity and the period of transfer related to the goods or services promised.

v) Performance Obligations Under AASB 16

The lease term is a significant component in the measurement of both the right-of-use asset and lease liability. Judgement is exercised in determining whether there is reasonable certainty that an option to extend the lease or purchase the underlying asset will be exercised, or an option to terminate the lease will not be exercised, when ascertaining the periods to be included in the lease term. In determining the lease term, all facts and circumstances that create an economical incentive to exercise an extension option, or not to exercise a termination option, are considered at the lease commencement date. Factors considered may include the importance of the asset to the Corporation's operations; comparison of terms and conditions to prevailing market rates; incurrence of significant penalties; existence of significant leasehold improvements; and the costs and disruption to replace the asset. The Corporation reassesses whether it is reasonably certain to exercise an extension option, or not exercise a termination option, if there is a significant event or significant change in circumstances.

Where the interest rate implicit in a lease cannot be readily determined, an incremental borrowing rate is estimated to discount future lease payments to measure the present value of the lease liability at the lease commencement date. Such a rate is based on what the Corporation estimates it would have to pay a third party to borrow the funds necessary to obtain an asset of a similar value to the right-of-use asset, with similar terms, security and economic environment.

(q) Fair Value of Assets and Liabilities

The Council measures some of its assets at fair value on either a recurring or non-recurring basis, depending on the requirements of the applicable Accounting Standard.

When an asset or liability, financial or non-financial, is measured at fair value for recognition or disclosure purposes, the fair value is based on the price that would be received to sell an asset or paid to transfer a liability in an orderly transaction between market participants at the measurement date; and assumes that the transaction will take place either: in the principal market; or in the absence of a principal market, in the most advantageous market.

Fair value is measured using the assumptions that market participants would use when pricing the asset or liability, assuming they act in their economic best interests. For non-financial assets, the fair value measurement is based on its highest and best use. Valuation techniques that are appropriate in the circumstances and for which sufficient data are available to measure fair value, are used, maximising the use of relevant observable inputs and minimising the use of unobservable inputs.

(r) Economic Dependence and Going Concern

The financial statements have been prepared on a going concern basis, which contemplates continuity of normal business activities and the realisation of assets and settlement of liabilities in the ordinary course of business.

The Council is dependent on continued funding from the Australian and Northern Territory Governments to ensure the continuance of its activities. At the date of this report Management has no reason to believe that Council will not continue to receive funding support from the Governments. Current funding for the Active Regional and Remote Community program from Northern Territory Government runs until 30th June 2029 and the Local Authority Project funding program runs until 30 June 2027. The operations and future success of the Council is dependent upon the continued support and funding by the government bodies and the achievement of operating surpluses and positive operating cash flows.

(s) New and Amended Accounting Standards and Policies Adopted By The Council

AASB 2020-1: Amendments to Australian Accounting Standards - Classification of Liabilities as Current or Non-Current.

The Council adopted AASB 2020-1 which amends AASB 101 to clarify requirements for the presentation of liabilities in the statement of financial position as current or non-current. It also clarifies the meaning of "settlement of a liability".

The adoption of the amendment did not have a material impact on the financial statements.

AASB 2022-6: Amendments to Australian Accounting Standards - Non-Current Liabilities with Covenants.
The Council adopted AASB 2022-6: Amendments to Australian Accounting Standards - Non-Current Liabilities with Covenants which amends AASB 101 to improve the information an Council provides in its financial statements about liabilities from loan arrangements for which the Council's right to defer settlement of those liabilities for at least 12 months after the reporting period is subject to the Council complying with conditions specified in the loan arrangement.

The adoption of the amendment did not have a material impact on the financial statements.
The West Arnhem Regional Council has adopted all amendments required for the year ended 30 June 2025. The adoption of these amendments did not have a material impact on the financial statements.

WEST ARNHEM REGIONAL COUNCIL
ABN:45 065 336 873
NOTES TO THE FINANCIAL REPORT FOR THE YEAR ENDED 30 JUNE 2025

Note 2 Revenue and Other Income

The majority of West Arnhem Regional Council funding is in the form of grants from governmental department bodies. The Council has assessed that the majority of its grant agreements are enforceable and contain sufficiently specific performance obligations. This assessment is based on the fact that the agreements require the Council to deliver defined activities such as waste management and sustainability initiatives, infrastructure development, community wellbeing programs, and initiatives that support economic opportunities and employment. Each agreement also specifies the duration of the programs and associated reporting requirements. The Council therefore recognises funding received under such agreements as Revenue under AASB 15. Revenue is recognised as the Council delivers the required services over the duration of the underlying programs.

		Note	2025	2024
2A	**Grant and Contributions**		**$**	**$**
	NTG - Operational Grants		10,017,761	9,445,983
	NTG - Capital Grants		2,544,400	2,083,800
	Aust Gov - Operational Grants		5,264,410	4,803,661
	Aust Gov - Capital Grants		4,646,075	2,823,240
	Grant Income Other		1,219,190	55,267
			23,691,836	19,211,951
	Less movement:			
	Grant Income brought and carried forward movement		(2,921,662)	(3,035,352)
	Total Grant and Contributions		**20,770,174**	**16,176,599**
2B	**Rates and annual charges**			
	General Rate Income Base		2,364,196	2,304,407
	Sewerage Charges Income Base		657,544	711,797
	Water Charges Income Base		1,153,351	1,440,743
	Domestic Waste Charge Income Base		1,362,646	1,321,663
	Commercial Waste Charge Income		131,362	143,880
	Animal Control - Special Rate		161,750	154,360
	Total Rates and annual charges		**5,830,849**	**6,076,850**
2C	**Other (losses)/ gains**			
	Gain on disposal of assets		447,148	24,235
	Total Other (losses)/ gains		**447,148**	**24,235**
2D	**Investment income**			
	Interest income		221,413	192,989
	Total Investment income		**221,413**	**192,989**
2E	**User charges and fees:**			
	Property lease rental fees		201,461	185,947
	Reimbursement Income		184,696	76,528
	Insurance claims		52,945	1,403,763
	Equipment Hire Income		92,875	48,659
	Landfill Fee Income		485,202	368,034
	Council Fees and Charges Income		31,624	54,723
	Sales Income		701,734	861,427
	Service Fee Income		948,014	983,734
	Contract Fee Income		4,129,252	5,372,316
	FAO Childcare Benefit		290,879	455,519
	Other Agency Income		372,358	475,167
	Fuel Tax Credit		60,166	61,700
	Contribution		27,820	12,977
	Other income		208,487	60,533
	Total User charges and fees		**7,787,513**	**10,421,027**

WEST ARNHEM REGIONAL COUNCIL
ABN:45 065 336 873
NOTES TO THE FINANCIAL REPORT FOR THE YEAR ENDED 30 JUNE 2025

Note 3	Expenses	2025 $	2024 $
3A	**Depreciation Expense**		
	Depreciation Expense Buildings	1,567,712	1,710,539
	Depreciation Expense Infrastructure	2,029,530	2,010,411
	Depreciation Expense Plant and Equipment	720,898	880,514
	Depreciation Expense Furniture Fittings and Office	123,247	118,370
	Depreciation Expense Vehicles	259,027	302,432
	Depreciation Expense - Section 19 Leases	174,042	147,089
	Depreciation Expense - Jabiru Town Leases	190,110	183,271
	Depreciation Expense Roads	-	2,683,648
	Total Depreciation Expense	**5,064,566**	**8,036,274**
3B	**Employee Cost**		
	Salaries and Wages	10,446,491	11,813,898
	Leave provision expense	1,513,834	1,775,641
	Locality Allowance	283,714	324,101
	Superannuation	1,469,866	1,609,572
	Worker compensation	491,133	426,392
	Fringe Benefits Tax	17,088	30,868
	Total Employee Cost	**14,222,126**	**15,980,472**
3C	**Other operating expenses**		
	Accounting & Audit Fee	82,215	64,999
	Airfare & Taxi	358,478	372,652
	Bank fees	11,694	13,880
	Bad Debt Provision & write off	84	13,947
	Capital expenditure (minor)	150,000	-
	Elected and Committee Member Payments	415,489	367,083
	Contractors	4,809,410	4,452,931
	Disaster Recovery costs	100,000	-
	Election setup expenses	87,989	-
	Food Purchases	169,667	224,051
	Freight Expense	252,961	252,932
	Fuel Diesel /UL	411,620	499,015
	Hire of Plant, Equipment and Office	19,017	16,032
	Insurance	2,615,649	1,153,417
	Interest - Lease Liabilities	361,881	349,589
	Interest - Other	-	1,885
	Inventory Purchases	405,652	587,557
	Leases - Equipment & Low Value Assets	26,566	27,048
	Leases - Jabiru and Section 19 Charges	68,194	107,683
	Legal Fees	134,696	60,816
	Lotto/Scratchies Purchases	87,942	106,308
	Materials expense	871,989	936,576
	Motor Vehicle Registration	104,776	116,033
	Minor Capital Expenditure	58,457	60,163
	Professional Fees	344,212	477,438
	Relocation/Recruitment Expense	142,429	174,412
	Software and Other License Fees	388,292	274,669
	Software Help Desk Support	436,587	713,044
	Staff Housing Rent Expense	-	54,336
	Subscriptions and Membership	57,184	62,652
	Sundry	56,941	18,676
	Telephone, Network and Communication	167,684	192,130
	Training Expenses	184,529	263,976
	Travel, Accommodation & Meals	168,627	42,399
	Utilities - Electricity, Water, Gas & Sewerage	925,257	954,096
	Total Operating Expense	**14,476,168**	**13,012,425**

WEST ARNHEM REGIONAL COUNCIL
ABN:45 065 336 873
NOTES TO THE FINANCIAL REPORT FOR THE YEAR ENDED 30 JUNE 2025

		Note	2025 $	2024 $
Note 4	**Cash on Hand and at Bank**			
	CURRENT			
	Term Deposit		2,255,000	2,655,000
	Cash at Bank		11,869,318	6,012,459
	Cash on Hand		1,638	1,800
	Total Cash on Hand and at Bank		**14,125,956**	**8,669,259**
	Restricted cash and cash equivalents summary			
	Purpose			
	External restrictions			
	Included in liabilities			
	Contract liabilities and Revenue in advance	**11**	9,790,253	5,890,393
	Total external restrictions		9,790,253	5,890,393
	Internal restrictions			
	Included in liabilities Employee Leave Provisions current		2,023,428	2,009,477
	Total internal restrictions		2,023,428	2,009,477
	Total unrestricted		2,312,275	769,389
	Total Cash on hand and at bank	**16(a), 20**	14,125,956	8,669,259
Note 5	**Trade and Other Receivables**			
	CURRENT			
	Receivables :			
	Trade receivables		1,093,538	951,628
	Less: Provision for impairment of receivables		(17,225)	(36,638)
	Total trade receivables		1,076,313	914,990
	Other Receivables :			
	Accrued Income		322,747	318,366
	ATO Receivables - GST (Net)		189,116	333,737
	Total Other receivables		511,863	652,103
	Total current trade and other receivables	**20**	1,588,176	1,567,093
	The Council normal credit term is 30 days. No interest is charged for the first 30 days from the date of invoice. Thereafter, interest is charged at 10% per annum, and is calculated on a daily basis, on the outstanding balance.			
	Ageing of accounts receivable:			
	The ageing of trade receivables is detailed below:			
	Not past due		599,392	486,628
	Past due 31-60 days		26,027	230,781
	Past due 61-90 days		153,777	48,631
	Past due 91+ days		314,342	185,588
	Total		1,093,538	951,628
	Movement in provision for impairment of receivables			
	Balance at beginning of the year		36,638	57,843
	Provision utilised during year and or recovered		(19,413)	(21,205)
	Balance at the end of the year		17,225	36,638
Note 6	**Other Assets**			
	CURRENT			
	Prepayments		170,554	151,626
	Total Other Assets		170,554	151,626
Note 7	**Inventory**			
	CURRENT			
	Inventory at cost (Fuel, Oil and Merchandise)		133,511	104,829
	Total Inventory		133,511	104,829
	All Inventories are expected to be either sold or utilised within 12 months			

WEST ARNHEM REGIONAL COUNCIL
ABN:45 065 336 873
NOTES TO THE FINANCIAL REPORT FOR THE YEAR ENDED 30 JUNE 2025

		Note	2025	2024
Note 8	**Property, Plant and Equipment**		**$**	**$**
	NON CURRENT			
	Land and Buildings, Roads and Infrastructures:			
	Land:			
	At Cost		-	688,500
	At independent valuation 2025		520,000	-
	Total Land		**520,000**	**688,500**
	Buildings:			
	At independent valuation 2025		1,747,165	-
	At cost		30,971,682	32,067,046
			32,718,847	32,067,046
	Less Accumulated depreciation		(17,172,348)	(15,605,138)
	Total Buildings		**15,546,499**	**16,461,908**
	Infrastructure assets:			
	At independent valuation 2025		89,692,564	-
	At cost		19,657,911	53,512,689
			109,350,475	53,512,689
	Less Accumulated depreciation		(16,215,991)	(14,189,196)
	Total Infrastructure assets		**93,134,484**	**39,323,493**
	Roads:			
	At cost		-	34,647,986
	Less Accumulated depreciation		-	(13,428,358)
	Total Roads		**-**	**21,219,628**
	Total Land and Buildings, Roads and Infrastructure	**21**	**109,200,983**	**77,693,529**
	Vehicles at cost			
	At cost		2,773,191	2,908,635
	Less Accumulated depreciation		(2,457,159)	(2,530,429)
	Total Vehicles		**316,032**	**378,206**
	Furniture and Fittings:			
	At cost		927,205	927,205
	Less Accumulated depreciation		(763,295)	(640,048)
	Total Furniture and Fittings		**163,910**	**287,157**
	Plant and Equipment:			
	At Cost		9,171,647	9,408,356
	Less Accumulated depreciation		(7,045,464)	(7,035,400)
	Total Plant and Equipment		**2,126,183**	**2,372,956**
	WIP		**4,752,892**	**1,296,235**
	Total Property, Plant and Equipment		**116,560,000**	**82,028,083**

Movements in Carrying Amounts
Movement in the carrying amounts for each class of property, plant and equipment between the beginning and the end of the current financial year:

	Land $	Buildings $	Infrastructure $	Road Structures $	Motor Vehicles $	Furniture and Fittings $	Plant and Equipment $	WIP $	Total $
Carrying amount at 1 July 2024	688,500	16,461,908	39,323,493	21,219,628	378,206	287,157	2,372,956	1,296,235	82,028,083
Additions at cost	-	785,937	162,807	-	208,237	-	527,188	3,456,657	5,140,826
write off adjustments	-	-	-	(21,219,628)	-	-	-	-	(21,219,628)
Disposals/ adjustments	-	-	-	-	(11,384)	-	(53,063)	-	(64,447)
Depreciation expense	-	(1,567,712)	(2,029,530)	-	(259,027)	(123,247)	(720,898)	-	(4,700,414)
Revaluation increments (decrements)	(168,500)	(133,634)	55,677,714	-	-	-	-	-	55,375,580
Carrying amount at 30 June 2025	520,000	15,546,499	93,134,484	-	316,032	163,910	2,126,183	4,752,892	116,560,000

WEST ARNHEM REGIONAL COUNCIL
ABN:45 065 336 873
NOTES TO THE FINANCIAL REPORT FOR THE YEAR ENDED 30 JUNE 2025

Note 8 Property, Plant and Equipment (Cont.)

The Council engaged independent valuers in 2025 to conduct an independent valuation of its land, buildings and infrastructure assets. Marsh Valuation Services were engaged to undertake this valuation of the Council's property and infrastructure assets.

The valuation was completed on 16 October 2025 with the valuation date being 30 June 2025. The valuation of Council's infrastructure assets was performed by Ms.Khadhija Bembridge, BE, GradIEAust, Consultant Valuer License number 8504641 and Mr. Langley Johnston, BEMIEAust, Principal-Infrastructure License number 4365664.The valuation of Council's land and buildings, site improvements and other structures was performed by Mr. Matthew Persley, AAPI, Certified Practising Valuer, Valuer Number 4057MR and Mr. Travis Whiteman, AAPI, Certified Practising Valuer, Valuer Number 5143.

The valuation was prepared in accordance with the Australian Accounting Standards with the basis of value used being fair value of the assets. In determining fair value, the valuer has used the Market Approach and Cost Approach. The market approach compares assets with identical or comparable (similar) assets for which price information is available. The cost approach provides an indication of value by calculating the current replacement or reproduction cost of an asset and making deductions for physical deterioration and all other relevant forms of obsolescence. Straight line depreciations were used for Buildings and infrastructure assets and the estimated remaining useful life of assets having regard to physical deterioration, functional and economic obsolescence.

Council assets were valued on the basis that the Council intends to retain the assets for a continuous use for Council's purposes. The current use of these assets is presumed to be their highest and best use.

The valuation of these assets at 30 June 2025 resulted in a net increase in the land, buildings and infrastructure value of $55,375,580 and an increase of the same amount to the Asset Revaluation Reserve.

(ii) Roads Structure

The Council approved, in a special Council meeting on 29 January 2025, that the Council elected not to recognise roads expenditure as an asset and for those road assets already recorded, in the Council's accounts up to 30 June 2024, to be written off as a cost. The carrying amount of these roads was removed from the asset register, with the resulting loss recognized in the Income Statement of $21,219,628. The write-off reflects a prudent assessment of asset condition and ensures the financial statements accurately represent the service potential of the Council's infrastructure.

	2025	2024
	$	$
Note 9 Right of Use Assets		
NON CURRENT		
Right of Use Assets :		
Leased Buildings	9,147,905	9,088,930
Less Accumulated depreciation	(1,672,240)	(1,323,914)
	7,475,665	**7,765,016**

The Council's lease portfolio includes lease of buildings. The Property leases have an average of 20 years as their lease term.

The option to extend or terminate are contained in several of the property leases of the Council. These clauses provide the Council the opportunities to manage leases in order to align with its strategies. All of the extension or termination options are only exercisable by the Council. The extension or termination options which were probable to be exercised have been included in the calculation of the Right of Use Asset.

Carrying amount at 1 July 2024	7,765,016	7,765,016
Additions at cost	74,801	74,801
Depreciation expense	(364,152)	(364,152)
Carrying amount at 30 June 2025	7,475,665	7,475,665
(b) AASB 16 Related Amounts Recognised in the Statement of Profit and Loss		
Depreciation charge related to right of use assets	364,152	330,360
Interest expense on lease liabilities	361,881	349,589
Short Term leases expense	94,760	134,731
	820,793	814,680

WEST ARNHEM REGIONAL COUNCIL
ABN:45 065 336 873
NOTES TO THE FINANCIAL REPORT FOR THE YEAR ENDED 30 JUNE 2025

			2025	2024
			$	$
Note 10	**Trade and Other Payables**			
	CURRENT			
	Trade creditors		2,977,035	2,631,151
	Accrued expenditure		1,073,076	834,056
	Other Payables		144,125	169,961
	Income in Advance		213,683	13,958
	Total Trade and Other Payables		4,407,919	3,649,126
	(a) Financial liabilities at amortised cost are classified as trade and other payables.			
	Trade and other payables:		4,407,919	3,649,126
	Total trade and other payables		4,407,919	3,649,126
	Financial liabilities as trade and other payables	**20**	4,407,919	3,649,126

			2025	2024
			$	$
Note 11	**Contract Liabilities**			
	CURRENT			
	Contract Liabilities - unspent grant funded programs		2,593,398	2,210,930
	Contract Liabilities - capital grant funded programs		4,860,560	3,376,320
	Grants refundable		536,362	303,143
	Grant Revenue in Advance		1,799,933	-
			9,790,253	5,890,393
	Total Other Contract Liabilities		9,790,253	5,890,393

WEST ARNHEM REGIONAL COUNCIL
ABN:45 065 336 873
NOTES TO THE FINANCIAL REPORT FOR THE YEAR ENDED 30 JUNE 2025

		2025 $	2024 $
Note 11	**Contract Liabilities (Cont.)**		
	Total Contract and Unspent liabilities comprising the following grant funding amounts:		
	(a) Contract Liabilities - grant funded programmes		
	Warruwi Outside School Hours Care	42,206	36,139
	Aged Care Transitional Support	22,549	22,549
	TEABBA Staff Funding - Indigenous Broadcasting	-	12,329
	NAIDOC Week	9,335	11,005
	Kurrung Sports Carnival - Sport Australia	10,030	7,925
	Celebrating Aboriginal Culture (Australia Day)	-	1,746
	Ninja Warrior Obstacle Course	-	1,157
	Strong Women for Healthy Country Network Forum	-	1,135
	Commonwealth Home Support Program	-	574,720
	NT Jobs Package - Aged Care	478,842	298,714
	Remote Sports Program	-	54,775
	Malala Road (non gazetted) Maningrida - From Lot 736	-	1,069
	Seeding New Investment	-	18,691
	Manage Creche	448,449	762,305
	Long Day Care Toy & Equipment Grant Program	-	1,635
	Youth Mobile Gym Program - Maningrida	-	760
	Deliver Indigenous Broadcasting Programs (RIBS)	93,729	47,991
	Sports and Recreation	243,807	271,284
	West Arnhem Youth Leadership Summit	25,333	85,000
	Inter-community Fishing Competition-GUN & JAB	20,000	-
	Active Regional and Remote Communities Program	195,201	-
	Transition Support Aged Care	10,000	-
	Community Night Patrols	205,364	-
	Repair the Maningrida Pool Eroded Footings	50,000	-
	R2R - Warruwi Internal Road, Warruwi, From Lot 4 to Lot 148	7,921	-
	R2R - Airport Road, Maningrida - From Lot Lot 438 to Lot 739	25,968	-
	Upgrade for Maningrida Rd and airport road funeral access	10,610	-
	Public Library Services	1,590	-
	Kakadu Traithlon	5,670	-
	Local Authorities Community Project Income	609,706	-
	Regional and Remote Burials Grant - MAN and WAR	28,780	-
	Regional and Remote Burials Grant - Minjilang	48,308	-
	Total Contract Liabilities - grant funded programmes	2,593,398	2,210,929
	(b) Contract Liabilities - capital grant funded programs		
	Local Authorities Community Project Income	-	1,008,229
	WaRM - Waste and Resource Management	183,303	148,800
	Warruwi Community Hall Upgrade	-	372,669
	ABA - Maningrida Oval Changerooms	1,916,115	395,196
	Regional and Remote Burials Grant - MAN and WAR	-	43,000
	Regional and Remote Burials Grant - Minjilang	-	50,000
	LRCI Phase 4 - Part B - Malabam Road - Maningrida	-	281,544
	Critical upgrades to Miniilang staff housing;	-	158,682
	Purchase of a new garbage compactor for Minjilang	40,652	250,000
	Brockman Oval grandstand installation - Jabiru	-	86,700
	Brockman Oval Lights - Jabiru	1,412,255	150,000
	Revitalisation Project - Jabiru	125,000	16,500
	West Arnhem Cemetery Establishment - MANINGRIDA	409,814	415,000
	Jabiru Library Revitalisation Phase 2	41,947	-
	Repair and Maintenance of Maningrida Basketball Court	42,730	-
	4WD Buses -Gunbalanya and Maningrida -Sports & Recreation	438,744	-
	Jabiru Gym Upgrade	50,000	-
	Replace the Minjilang Fuel Tank	200,000	-
	Total Contract Liabilities - capital grant funded programs	4,860,560	3,376,320

WEST ARNHEM REGIONAL COUNCIL
ABN:45 065 336 873
NOTES TO THE FINANCIAL REPORT FOR THE YEAR ENDED 30 JUNE 2025

		2025 $	2024 $
Note 11	**Contract Liabilities (Cont.)**		
	(c) Grants refundable		
	TFHC - Womens Safe House NPA	-	200,202
	Flexible Support Packages and COVID-19 Service Delivery Cost	-	67,289
	Domestic Family & Sexual Violence Program	-	35,652
	International Women's Day – Library Event	258	-
	National Australia Day Council - Australia Day Grant	842	-
	Celebrating Aboriginal Culture (Australia Day)	1,746	-
	Australia Day Council Regional Grant	224	-
	Youth Mobile Gym Program - Maningrida	760	-
	Commonwealth Home Support Program	532,495	-
	Long Day Care Toy & Equipment Grant Program	37	-
	Total Grants refundable	536,362	303,143
	(d) Contract liabilities - movement in amounts :		
	Balance at the beginning of the year	2,210,930	2,444,066
	Additions: Grants for which performance obligations will only be satisfied in subsequent years	2,593,398	2,210,930
	Expended : Grants acquitted or utilised during the year	(2,210,930)	(2,444,066)
	Closing balance	2,593,398	2,210,930

		2025 $	2024 $
Note 12	**Employee Provisions**		
	CURRENT		
	Provision for annual leave	1,209,452	1,178,811
	Provision for long service leave	813,976	830,666
		2,023,428	2,009,477
	NON-CURRENT		
	Provision for long service leave	194,890	223,220
		194,890	223,220
	Total provisions for employee benefits	2,218,318	2,232,697

Analysis of total provisions:	**Total $**
Opening balance at 1 July 2024	2,232,697
Provisions used during the year (net)	(14,379)
Balance at 30 June 2025	2,218,318

Provision For Employee Benefits
Employee provisions represents amounts accrued for annual leave and long service leave.

The current portion for this provision includes the total amount accrued for annual leave entitlements and the amount accrued for long service leave entitlements that have vested due to employees having completed the required period of service. Based on past experience, the Council does not expect the full amount of annual leave or long service leave balances classified as current liabilities to be settled within the next 12 months. However, these amounts must be classified as current liabilities since the Council does not have an unconditional right to defer the settlement of these amounts in the event employees wish to use their leave entitlement.

The non-current portion for this provision includes amounts accrued for long service leave entitlements that have not yet vested in relation to those employees who have not yet completed the required period of service.

In calculating the present value of future cash flows in respect of long service leave, the probability of long service leave being taken is based upon historical data. The measurement and recognition criteria for employee benefits have been discussed in Note 1(g).

WEST ARNHEM REGIONAL COUNCIL
ABN:45 065 336 873
NOTES TO THE FINANCIAL REPORT FOR THE YEAR ENDED 30 JUNE 2025

		Note	2025 $	2024 $
Note 13	**Lease Liabilities**			
	CURRENT			
	Lease Liabilities		182,164	146,623
	Accrued lease charges		47,362	271,309
			229,526	417,932
	NON-CURRENT			
	Lease Liabilities		8,190,268	8,328,369
			8,190,268	8,328,369
	Total Lease Liabilities	**20**	8,419,794	8,746,301

		2025 $	2024 $
Note 14	**Reserves**		
	Asset Revaluation Reserve	81,086,675	25,711,095
	Capital Reserve	161,426	40,873
	Other Reserve	1,587,989	-
	Total Reserves	82,836,090	25,751,968
	Asset Revaluation Reserve	81,086,675	25,711,095
	Movements in the Reserve during the year were:		
	Opening Balance	25,711,095	25,711,095
	Revaluation increments (decrements)	55,375,580	-
	Closing Balance Asset Revaluation Reserve	81,086,675	25,711,095
	Capital Reserve	161,426	40,873
	Movements in the Reserve during the year were:		
	Opening Balance	40,873	1,160,271
	transfers from (to) retained earnings	120,553	(1,119,398)
	Credit Income Statement Build Reserve	-	-
	Closing Balance Capital Reserve	161,426	40,873
	Other Reserve	1,587,989	-
	Movements in the Reserve during the year were:		
	Opening Balance	-	-
	transfers from (to) retained earnings	1,587,989	-
	Closing Balance Other Reserve	1,587,989	-

The Asset Revaluation Reserve records the revaluations of non current assets.
The Capital Reserve is maintained for Council nominated capital projects and acquisitions.
The Other Reserve is maintained for Council nominated operational works.

WEST ARNHEM REGIONAL COUNCIL
ABN:45 065 336 873
NOTES TO THE FINANCIAL REPORT FOR THE YEAR ENDED 30 JUNE 2025

Note 15 Related Party Transactions

Any persons having authority and responsibility for planning, directing and controlling the activities of the Council, directly or indirectly, including any Board Member (whether executive or otherwise) of the Council, is considered to be Key Management Personnel (KMP).

(i) **Names of the persons holding the position of KPM at the Council at any time during the year are:**

Councillors

Councillor (Mayor) James Woods	
Councillor (Deputy Mayor) Elizabeth Williams	
Councillor Ralph Blyth	
Councillor Otto Dan	
Councillor James Marrawal	
Councillor Gabby Gumurdul	Resigned 28 October 2024
Councillor Donna Nadjamerrek	
Councillor Jacqueline Phillips	
Councillor Henry Guwiyul	Resigned 8 November 2024
Councillor Mickitja Onus	
Councillor Jermanine Namanurki	Commenced 19 July 2024
Councillor Monica Wilton	Commenced 19 July 2024
Councillor Tamar Nawirridj	
Councillor Steven Nabalmarda	

Chief Executive Officer

Andrew Walsh	Resigned 27 February 2025
Ben Waugh (Interim CEO)	Period 17 February 2025 to 17 May 2025
Katharine Clare Murray	Commenced 28 April 2025
Fiona Ainsworth (Acting CEO)	Period 27 December 2024 to 01 January 2025
Jocelyn Nathanael-Walters (Acting CEO)	Period 13 September 2024 to 20 September 2024

Executive Management

Fiona Ainsworth, Director of Community and Council Services	Commenced 17 May 2021 (General Manager Technical Services, from December 2022, Acting Chief Operating Officer, and from 12 February 2024 Director of Community and Council Services).
Rick Mitchell, Acting Director of Community and Council Services	Period 19 December 2024 to 22 December 2024, 04 January 2025 to 12 January 2025 and 14 April 2025 to 28 April 2025
Jocelyn Nathanael-Walters, Director of Finance	Commenced 05 February 2024
Ben Waugh (Acting Director of Finance)	Period 21 May 2025 to 23 June 2025

WEST ARNHEM REGIONAL COUNCIL
ABN:45 065 336 873
NOTES TO THE FINANCIAL REPORT FOR THE YEAR ENDED 30 JUNE 2025

Note 15 Related Party Transactions (Cont.)

(ii) **Remuneration of KMP**
The KMP of Council includes the elected members, the CEO, and certain prescribed officers under AASB 124. In all, 20 were paid the following total remuneration (21 KMP in 2024).

	2025	2024
	$	$
Short-term employee benefits	744,258	786,048
Non-cash benefits	18,788	93,734
Termination benefits	98,354	106,544
Councillor Allowances	423,495	341,608
Total Key Management Remuneration	1,284,895	1,327,934

(iii) **CEO Remuneration :**
The Council CEO's (as defined by AASB 124 Related Party Disclosure and in accordance with General Instruction 2: Annual Financial Statement) were paid the following total remuneration for the 2024-25 year:

Position	CEO	Interim CEO	CEO	Acting CEO	Acting CEO	DCC	Acting DCC	DF	Intermin DF
Name	Andrew Walsh	Ben Waugh	Katharine Murray	Jocelyn Nathanael - Walters	Fiona Ainsworth	Fiona Ainsworth	Rick Mitchell	Jocelyn Nathanael-Walters	Ben Waugh
Start and end dates	4/03/2024 to 27/02/2025	17/02/2025 to 17/05/2025	28/04/2025 to current	13/09/2024 to 20/09/2024	27/12/2024 to 01/01/2025	12/02/2024 to current	19/12/2024 to 22/12/2024, 04/01/2025 to 12/01/2025, 14/04/2025 to 28/04/2025	05/02/2024 to current	21/05/25 to 23/06/2025
Short-term benefits	$192,853	$68,000	$37,491	$6,253	$3,931	$222,454	$14,869	$190,094	$8,313
Non-cash benefits	$18,788	-	-	-	-	-	-	-	-
Termination benefits	$90,571	$6,923	-	-	-	-	-	-	860.00
Total Remuneration	**$302,212**	**$74,923**	**$37,491**	**$6,253**	**$3,931**	**$222,454**	**$14,869**	**$190,094**	**$9,173**

(iv) Other Transactions

Other than the amount paid as taxpayers or residents (e.g. rates, user charges fees, etc.), no other transactions have been made with KMP during the year.

(v) During the year the Council entered into the following transactions with the related parties:

	Receiving of Services 2025	Receiving of Services 2024
	$	$
CouncilBIZ	576,864	1,025,450
Local Gov Association NT	45,128	55,833
	621,992	1,081,283

There are no other transactions with KMP and or other related parties in 2025 (2024: Nil).

WEST ARNHEM REGIONAL COUNCIL
ABN:45 065 336 873
NOTES TO THE FINANCIAL REPORT FOR THE YEAR ENDED 30 JUNE 2025

	Note	2025 $	2024 $
Note 16 Cash Flow Information			
(a) Reconciliation of cash and cash equivalents to Statement of Cash Flows :			
Cash on hand and at bank	4	14,125,956	8,669,259
Total cash as stated in the Statement of cash flows		14,125,956	8,669,259
(b) Reconciliation of Cash Flow from Operating Activities with Current Year Loss			
Loss: for the current year		(19,925,391)	(4,482,976)
Non-cash flows:			
Depreciation and amortisation expense		5,064,566	8,036,274
Gain on disposal of assets		(447,148)	(24,235)
Write off assets - buildings (leased)		-	345,505
Write off assets Roads		21,219,628	-
Interest expense on lease liabilities		361,881	349,589
Changes in assets and liabilities:			
(Increase)/decrease in Trade and Other Receivables		(21,083)	1,540,168
(Increase)/decrease in other assets		(18,928)	(99,950)
(Increase)/decrease in Inventory		(28,682)	114,580
Increase/(decrease) in Trade and Other payables		758,793	5,138
Increase/(decrease) in Other Contract liabilities		3,899,860	(426,028)
Increase/(decrease) in Employee Provisions		(14,379)	253,343
Net cash provided by operating activities		10,849,117	5,611,408

Note 17 Lease and Capital Expenditure Commitments Outstanding:

(a) Lease Liability Lease Commitments	**2025 $**	**2024 $**
Leasehold rental commitments		
Committed at the reporting date but not recognised as liabilities, payable:		
Within one year	539,815	502,356
One to five years	2,048,820	2,185,756
More than 5 years	11,897,389	12,221,211
	14,486,024	14,909,323

(b) Operating Lease Commitments	**2025 $**	**2024 $**
Committed at the reporting date but not recognised as liabilities, payable:		
Within one year	19,017	16,032
One to five years	-	-
More than 5 years	-	-
	19,017	16,032

The non-cancellable operating leasing commitments in 2025 were for the short term lease of office Equipments. All such leases at 30 June 2025 are on a month to month basis.

(c) Capital Expenditure Commitments

The Council has capital expenditure commitments of $4,860,560 as at 30 June 2025 (2024: $3,376,320). Of this a significant portion is being funded through specific grant programs.

WEST ARNHEM REGIONAL COUNCIL
ABN:45 065 336 873
NOTES TO THE FINANCIAL REPORT FOR THE YEAR ENDED 30 JUNE 2025

Note 18 Contingent Liabilities and Contingent Assets

The Council is not aware of any Contingent Liabilities and Contingent Assets as at 30 June 2025 (2024: $Nil).

Note 19 Events After the Reporting Period

Council is not aware of any other significant events since the end of the reporting period that have significantly affected, or may significantly affect the Council's operations, the results of those operations, or the Council's state of affairs in future financial years.

Note 20 Financial Risk Management

The Council's financial instruments consist mainly of deposits with banks accounts, receivables and payables.

The totals for each category of financial instruments, measured in accordance with AASB 139 as detailed in the accounting policies to these financial statements, are as follows:

	Note	2025	2024
Financial assets		**$**	**$**
Cash on hand	**4**	14,125,956	8,669,259
Trade and other receivables	**5**	1,588,176	1,567,093
Total financial assets		15,714,132	10,236,352
Financial liabilities			
Financial liabilities at amortised cost:			
Trade and other payables	**10**	4,407,919	3,649,126
Lease Liabilities	**13**	8,419,794	8,746,301
Total financial liabilities		12,827,713	12,395,427

Financial Risk Management Policies
Management is responsible for mentoring and managing the Council's compliance with its risk management strategy. The overall risk management strategy is to assist the Council in meeting its financial targets whilst minimising potential adverse effects on financial performance. These include credit risk policies and future cash flow requirements.

Specific Financial Risk Exposures and Management
The main risks the Council is exposed to through its financial instruments are credit risk, liquidity risk and market risk relating to interest rate risk. There has been no substantive change in the types of risk the Council is exposed to, how these risks arise, management's objectives, policies and procedures for managing or measuring risks from the previous period.

WEST ARNHEM REGIONAL COUNCIL
ABN:45 065 336 873
NOTES TO THE FINANCIAL REPORT FOR THE YEAR ENDED 30 JUNE 2025

Note 20 Financial Risk Management (Cont.)

a. Credit Risk

Exposure to credit risk relating to financial assets arises from the potential non-performance by counterparties of contract obligations that could lead to a financial loss for the Council.

Credit risk exposures

The maximum exposure to credit risk by class of recognised financial assets at the end of the reporting period is equivalent to the carrying amount and classification of those financial assets (net of any provisions) as presented in the statement of financial position.

Legislative restrictions on Council's investment powers effectively limit investments to financial instruments issued or guaranteed by the Australian Government, banks and authorised deposit taking institutions. Rates and other receivables are monitored on an ongoing basis with the result that the Council's exposure to bad debts is not significant.

The Council has no significant concentrations of credit risk exposure to any single counterparty or group of counterparties. Details with respect to credit risk of accounts receivable and other debtors are provided in Note 5.

b. Liquidity risk

Liquidity risk arises from the possibility that the Council might encounter difficulty in settling its debts or otherwise meeting its obligations in relation to financial liabilities. The Council manages this risk through the following mechanisms:

> preparing forward-looking cash flow analysis in relation to its operational, investing and financing activities.

> maintaining short term investments to cater for unexpected volatility in cash flows.

> monitoring the ageing of receivables and payables.

> maintaining a reputable credit profile.

> managing credit risk related to financial assets.

> only investing surplus cash with major financial institutions.

c. Market risk

Interest rate risk

Exposure to interest rate risk arises on financial assets and financial liabilities recognised at the end of the reporting period whereby a future change in interest rates will affect future cash flows or the fair value of fixed rate financial instruments. The Council is also exposed to earnings volatility on floating rate instruments.

The financial instruments that expose the Council to interest rate risk are limited to cash and cash equivalents.

The Council also manages interest rate risk by ensuring that, whenever possible, payables are paid within any pre-agreed credit terms.

(ii) Sensitivity analysis
The following table illustrates sensitivities to the Council's exposures to changes in interest. The table indicates the impact on how profit reported at the end of the reporting period would have been affected by changes in the relevant risk variable that management considers to be reasonably possible.

These sensitivities assume that the movement in a particular variable is independent of other variables.

	2025 $	2024 $
Surplus $		
(+/- 1% in interest rates)	113,976	92,292

No sensitivity analysis has been performed on foreign exchange risk as the entity has no material exposures.

Refer to Note 18 for detailed disclosures regarding the fair value measurements of the Council financial assets.

WEST ARNHEM REGIONAL COUNCIL
ABN:45 065 336 873
NOTES TO THE FINANCIAL REPORT FOR THE YEAR ENDED 30 JUNE 2025

Note 21 Fair Values Measurements

Fair value estimation

The Council measures and recognises the following assets and liabilities at fair value on a recurring basis after initial recognition:

- financial assets at fair value through profit or loss;
- financial assets at fair value through other comprehensive income; and
- freehold land and buildings.

The Council does not subsequently measure any liabilities at fair value on a recurring basis, or any assets or liabilities on a non-recurring basis.

The fair values of financial assets and financial liabilities are presented in the following table and can be compared to their carrying values as presented in the statement of financial position.

	Note	2025 Carrying Amount $	2025 Fair Value $	2024 Carrying Amount $	2024 Fair Value $
Financial assets					
Cash on hand and at bank	**4,20**	14,125,956	14,125,956	8,669,259	8,669,259
Trade and other receivables	**5,20**	1,588,176	1,588,176	1,567,093	1,567,093
Total financial assets		15,714,132	15,714,132	10,236,352	10,236,352
Financial liabilities					
Trade and other payables	**10,20**	4,407,919	4,407,919	3,649,126	3,649,126
Lease Liabilities	**13,20**	8,419,794	8,419,794	8,746,301	8,746,301
Total financial liabilities		12,827,713	12,827,713	12,395,427	12,395,427

(i) Cash on hand, accounts receivable and other debtors, and accounts payable and other payables are short-term instruments in nature whose carrying value is equivalent to fair value. Trade and other payables exclude amounts provided for annual leave, which is outside the scope of AASB 139.

(ii) Lease liabilities fair values are assessed on an annual basis by Management and the Directors . Current available data is used in assessing their carrying and fair values.

A fair value measurement assumes that the transaction to sell the asset or transfer the liability takes place either:
(a) in the principal market for the asset or liability; or
(b) in the absence of a principal market, in the most advantageous market for the asset or liability."

	Note	2025 Carrying Amount $	2025 Fair Value $	2024 Carrying Amount $	2024 Fair Value $
Non-Financial assets					
Buildings and Structure and Site Improvements	**8**	109,200,983	109,200,983	77,693,529	77,693,529
Total non- financial assets		109,200,983	109,200,983	77,693,529	77,693,529

The Council engaged independent valuers in 2025 to conduct an independent valuation of its land, buildings and infrastructure assets. Marsh Valuation Services were engaged to undertake this valuation of the Council's property and infrastructure assets.

The valuation was completed on 16 October 2025 with the valuation date being 30 June 2025. The valuation of Council's infrastructure assets was performed by Ms.Khadhija Bembridge, BE, GradIEAust, Consultant Valuer License number 8504641 and Mr. Langley Johnston, BEMIEAust, Principal-Infrastructure License number 4365664.The valuation of Council's land and buildings, site improvements and other structures was performed by Mr. Matthew Persley, AAPI, Certified Practising Valuer, Valuer Number 4057MR and Mr. Travis Whiteman, AAPI, Certified Practising Valuer, Valuer Number 5143.

The details of the valuation and valuation methodology are disclosed at Note 8 Property, Plant and Equipment.

WEST ARNHEM REGIONAL COUNCIL
ABN:45 065 336 873
NOTES TO THE FINANCIAL REPORT FOR THE YEAR ENDED 30 JUNE 2025

Note 22 Auditor's Fees

	2025	2024
Audit of the Financial Report:	**$**	**$**
Audit Fees	50,500	45,900
	50,500	45,900

Note 23 Council Details

West Arnhem Regional Council ABN 45 065 336 873 is the Regional Council for the local government area of the West Arnhem Region, in the Northern Territory, Australia, established under the Local Government Act 2019. Its principal activities are to deliver the usual services of a local Council, as well as certain commercial activities. Its address is 13 Tasman Crescent, Jabiru NT 0886.

WEST ARNHEM REGIONAL COUNCIL
ABN:45 065 336 873
NOTES TO THE FINANCIAL REPORT FOR THE YEAR ENDED 30 JUNE 2025

NOTE 24 Revenue, Expenses And Assets By Functions
24 (a) Actual Component Results and Assets by Functions

Revenues, expenses and assets have been attributed to the following functions/activities. Details of those functions/activities are provided at note 24(b).

Income, Expenses and Assets have been directly attributed to the following Functions / Activities. Details of these Functions / Activities are provided in Note 24(b).										
	Income		**Expenses**		**Operating Surplus / (Deficit)**		**Grants Included in Income**		**Total Assets Held (Current & Non-Current)**	
	2025	**2024**	**2025**	**2024**	**2025**	**2024**	**2025**	**2024**	**2025**	**2024**
$	**Actual**	**Actual**	**Actual**	**Actual**	**Actual**	**Actual**	**Actual**	**Actual**	**Actual**	**Actual**
Functions										
General Public Services	14,385,129	10,691,865	16,820,317	13,869,779	(2,435,188)	(3,177,914)	11,229,001	6,854,417	21,563,600	5,875,257
Public Order and Safety	1,085,508	2,020,779	1,034,727	1,471,057	50,781	549,722	919,463	1,866,185	349,680	212,105
Economic Affairs	7,454,444	6,981,006	25,847,633	8,713,620	(18,393,190)	(1,732,614)	4,219,338	2,328,447	6,527,360	24,577,472
Environmental Protection	2,608,766	2,601,804	502,369	1,657,857	2,106,397	943,946	-	8,460	17,250,880	13,178,149
Housing and Community Amenities	3,719,926	3,864,713	5,137,945	5,691,309	(1,418,020)	(1,826,596)	-	119,626	37,882,000	27,076,441
Health	-	247,136	200,202	23,250	(200,202)	223,886	-	247,136	-	-
Recreation, Culture and Religion	3,431,653	765,163	1,637,466	2,900,142	1,794,187	(2,134,979)	3,356,798	691,638	32,054,000	10,636,150
Education	-	-	-	-	-	-	-	-	-	-
Social Protection	2,371,671	5,719,234	3,801,827	3,047,662	(1,430,156)	2,671,576	1,045,574	4,060,690	932,480	472,509
Total Functions	**35,057,097**	**32,891,700**	**54,982,488**	**37,374,676**	**(19,925,391)**	**(4,482,976)**	**20,770,174**	**16,176,599**	**116,560,000**	**82,028,083**

WEST ARNHEM REGIONAL COUNCIL
ABN:45 065 336 873
NOTES TO THE FINANCIAL REPORT FOR THE YEAR ENDED 30 JUNE 2025

NOTE 24 Revenue, Expenses And Assets By Functions

24 (b) Components of Functions: Activities

The activities relating to the Council functions are as follows:

GENERAL PUBLIC SERVICES

General public services including administrative, legislative and executive affairs, financial and fiscal affairs, external affairs, governance and general services.

PUBLIC ORDER & SAFETY

Animal control, enforcement of local government regulations and emergency services.

ECONOMIC AFFAIRS

General economic, agricultural and forestry, fuel and energy, other labour and employment affairs, transport, other industries and tourism.

ENVIRONMENTAL PROTECTION

Waste management, pollution reduction, protection of biodiversity and landscape, protection and remediation of soil, ground water and surface water, and best practice management of the natural environment.

HOUSING & COMMUNITY AMENITIES

Water supply, street lighting and other community amenities.

HEALTH

Preventative health programs

RECREATION, CULTURE & RELIGION

Community centres, libraries, facilities and venues, recreation parks and ovals.

SOCIAL PROTECTION

Childcare services, community aged care programs, youth camps, sports events and family safe programs.

Contact

West Arnhem Regional Council

Address: 13 Tasman Crescent, Jabiru NT 0886
Postal Address: PO Box 721 Jabiru, NT 0886
Jabiru Head Office: 08 8979 9444
Email: info@westarnhem.nt.gov.au
Website: www.westarnhem.nt.gov.au




WEST ARNHEM
REGIONAL COUNCIL

WEST ARNHEM REGIONAL COUNCIL

FOR THE MEETING 5 March 2026

Agenda Reference:	**9.7**
Title:	**Draft 2026/27 Local Authority Budget and Long-Term Financial Plan**
Author:	**Jocelyn Nathanael-Walters, Director Corporate Services**

SUMMARY

The purpose of this report is to commence the consultation process with the Local Authorities within the region in relation to the 2026/27 Budget and Long-Term Financial Plan.

RECOMMENDATION

THAT THE LOCAL AUTHORITY receives and notes the report titled *Draft 2026/27 Local Authority Budget and Long-Term Financial Plan*.

BACKGROUND

The Council is required to consult with its Local Authorities about next year's annual budget and long-term financial plan. The Council must approve a budget and long-term financial plan by 30 June 2026.

At the Ordinary Council Meeting held on 24 February 2026, the Council approved the attached draft 2026-27 budget (at Local Authority level) to begin the process of building the annual budget and long-term financial plan.

COMMENT

The draft 2026-27 budget (at Local Authority level) is an opportunity to discuss what community activities and services are expected to be delivered and their estimated costs. This is an opportunity for Local Authority members to ask questions and contribute to the building of next year's budget.

LEGISLATION AND POLICY

Local Government Act 2019
Minister's Guideline 1: Local Authorities

FINANCIAL IMPLICATIONS

The Council is responsible for having an approved budget and long-term financial plan and to monitor the council's performance against that approved budget.

STRATEGIC IMPLICATIONS

This report aligns to the following pillars and goals as outlined in the *Regional Plan and Budget*:

PILLAR 5 SUSTAINABILITY AND CLIMATE ACTION

Leading by example, we commit to developing a culture of sustainable practice. We recognise and champion the importance of safe-guarding our environment for future generations by working collectively with community, private enterprises and all tiers of government.

Goal 5.1 Recycling and Waste

Develop recycling and waste initiatives which protect and preserve community natural resources and the local environment.

ATTACHMENTS

1. Table 6.1 LA v.4 [**9.7.1** - 2 pages]

DRAFT - Local Authority Area Budget for 2026-27						
LOCAL AUTHORITY BUDGET COMPARISON	Region		Gunbalanya		Jabiru	
	Approved Final Revised Budget 2025-26 $	Draft Budget 2026-27 $	Approved Final Revised Budget 2025-26 $	Draft Budget 2026-27 $	Approved Final Revised Budget 2025-26 $	Draft Budget 2026-27 $
OPERATING INCOME						
Rates	-	-	380,271	473,020	1,524,892	1,706,394
Charges - Sewerage	-	-	-	-	750,797	803,353
Charges - Water	-	-	-	-	1,674,000	1,791,180
Charges - Waste	-	-	390,622	417,966	303,185	324,408
Fees and Charges	197,300	197,300	86,488	14,500	458,352	385,544
Operating Grants and Subsidies	12,280,397	11,394,570	1,128,919	995,762	541,650	445,430
Interest / Investment Income	160,000	170,000	-	-	-	-
Income allocation	6,005,703	5,401,016	171,321	106,648	64,010	48,531
Other income	584,507	790,877	103,268	16,500	138,862	2,500
Income Agency and Commercial Services	220,015	220,015	1,534,266	1,487,261	1,465,473	1,455,512
TOTAL OPERATING INCOME	19,447,921	18,173,777	3,795,155	3,511,657	6,921,221	6,962,852
OPERATING EXPENDITURE						
Employee Expenses	7,157,612	7,520,031	2,254,639	2,487,396	3,639,572	4,175,421
Materials and Contracts	1,913,522	1,130,571	1,323,235	1,162,484	1,843,483	1,782,578
Elected Member Allowances	402,120	402,120	-	-	-	-
Elected Member Expenses	289,119	299,119	-	-	-	-
Council Committee Allowances	7,000	7,000	-	-	-	-
Local Authority Allowances	-	-	14,900	14,900	-	-
Council Committee & LA Expenses	-	-	4,000	4,000	10,175	10,175
Depreciation, Amortisation and Impairment	5,271,438	5,271,438	-	-	-	-
Finance expenses	4,100	4,100	1,270	1,270	1,770	1,770
Travel, Freight and Accom Expenses	503,589	503,797	142,323	139,356	69,489	69,489
Fuel, utilities and communication	491,042	491,042	355,599	348,930	591,112	588,962
Other Expenses	3,970,027	2,522,487	578,758	544,388	947,980	838,323
TOTAL OPERATING EXPENDITURE	20,009,568	18,151,705	4,674,724	4,702,724	7,103,581	7,466,718
BUDGETED OPERATING SURPLUS / (DEFICIT)	(561,647)	22,072	(879,569)	(1,191,067)	(182,360)	(503,866)
Remove NON-CASH ITEMS						
Less Non-Cash Income	(6,470,299)	(5,777,300)	-	-	-	-
Add Back Non-Cash Expenses	11,741,737	11,048,738	-	-	-	-
TOTAL NON-CASH ITEMS	5,271,438	5,271,438	-	-	-	-
Less ADDITIONAL OUTFLOWS						
Capital Expenditure	(6,302,412)	(818,484)	-	-	-	-
Transfer to Reserves	(1,489,500)	(1,305,000)	-	-	-	-
Other Outflows	(1,400,000)		-	-	-	-
TOTAL ADDITIONAL OUTFLOWS	(9,191,912)	(2,123,484)	-	-	-	-
Add ADDITIONAL INFLOWS						
Proceeds from Sale of Assets	90,000	90,000	-	-	-	-
Capital Grants Income	-	-	-	-	-	-
Prior Year Carry Forward Tied Funding	5,031,013	-	-	-	-	-
Other Inflow of Funds	1,489,500	1,305,000	-	-	-	-
Transfers from Reserves	1,546,489		-	-	-	-
TOTAL ADDITIONAL INFLOWS	8,157,002	1,395,000	-	-	-	-
NET BUDGETED OPERATING POSITION SURPLUS / (DEFICIT)	3,674,881	4,565,026	(879,569)	(1,191,067)	(182,360)	(503,866)

DRAFT - Local Authority Area Budget for 2026-27								
LOCAL AUTHORITY BUDGET COMPARISON	Maningrida		Minjilang		Warruwi		Total Annual Budget	
	Approved Final Revised Budget 2025-26 $	Draft Budget 2026-27 $	Approved Final Revised Budget 2025-26 $	Draft Budget 2026-27 $	Approved Final Revised Budget 2025-26 $	Draft Budget 2026-27 $	Approved Final Revised Budget 2025-26 $	Draft Budget 2026-27 $
OPERATING INCOME								
Rates	637,857	792,776	60,675	77,855	98,220	125,618	2,701,915	3,175,663
Charges - Sewerage	-	-	-	-	-	-	750,797	803,353
Charges - Water	-	-	-	-	-	-	1,674,000	1,791,180
Charges - Waste	735,252	786,720	67,857	72,607	106,664	114,130	1,603,580	1,715,831
Fees and Charges	190,498	82,942	27,767	15,150	52,767	32,750	1,013,172	728,186
Operating Grants and Subsidies	1,254,613	940,469	1,051,523	975,469	1,369,962	945,954	17,627,064	15,697,654
Interest / Investment Income	-	-	-	-	-	-	160,000	170,000
Income allocation	106,221	96,061	94,159	96,159	28,886	28,886	6,470,299	5,777,300
Other income	20,000	20,000	8,500	7,000	5,500	5,500	860,637	842,377
Income Agency and Commercial Services	1,632,866	1,632,866	855,287	855,287	795,613	795,613	6,503,520	6,446,554
TOTAL OPERATING INCOME	4,577,307	4,351,834	2,165,768	2,099,526	2,457,612	2,048,452	39,364,983	37,148,098
OPERATING EXPENDITURE								
Employee Expenses	2,307,736	2,625,885	1,474,726	1,816,562	1,895,094	2,028,936	18,729,379	20,654,230
Materials and Contracts	1,563,726	1,280,033	508,708	441,233	769,772	348,704	7,922,446	6,145,602
Elected Member Allowances	-	-	-	-	-	-	402,120	402,120
Elected Member Expenses	-	-	-	-	-	-	289,119	299,119
Council Committee Allowances	-	-	-	-	-	-	7,000	7,000
Local Authority Allowances	6,000	6,000	6,205	6,205	9,200	9,200	36,305	36,305
Council Committee & LA Expenses	8,000	8,000	8,600	8,600	3,083	3,083	33,858	33,858
Depreciation, Amortisation and Impairment	-	-	-	-	-	-	5,271,438	5,271,438
Finance expenses	1,050	1,050	1,400	1,400	800	800	10,390	10,390
Travel, Freight and Accom Expenses	207,430	211,069	199,580	195,806	160,555	143,446	1,282,966	1,262,963
Fuel, utilities and communication	373,368	373,368	306,315	301,451	201,397	204,281	2,318,833	2,308,035
Other Expenses	923,565	654,752	447,085	338,107	430,242	361,935	7,297,656	5,259,992
TOTAL OPERATING EXPENDITURE	5,390,875	5,160,157	2,952,620	3,109,363	3,470,143	3,100,385	43,601,511	41,691,052
BUDGETED OPERATING SURPLUS / (DEFICIT)	(813,568)	(808,323)	(786,852)	(1,009,837)	(1,012,531)	(1,051,933)	(4,236,527)	(4,542,954)
Remove NON-CASH ITEMS								
Less Non-Cash Income	-	-	-	-	-	-	(6,470,299)	(5,777,300)
Add Back Non-Cash Expenses	-	-	-	-	-	-	11,741,737	11,048,738
TOTAL NON-CASH ITEMS	-	-	-	-	-	-	5,271,438	5,271,438
Less ADDITIONAL OUTFLOWS								
Capital Expenditure	-	-	-	-	-	-	(6,302,412)	(818,484)
Transfer to Reserves	-	-	-	-	-	-	(1,489,500)	(1,305,000)
Other Outflows	-	-	-	-	-	-	(1,400,000)	
TOTAL ADDITIONAL OUTFLOWS	-	-	-	-	-	-	(9,191,912)	(2,123,484)
Add ADDITIONAL INFLOWS								
Proceeds from Sale of Assets	-	-	-	-	-	-	90,000	90,000
Capital Grants Income	-	-	-	-	-	-	-	-
Prior Year Carry Forward Tied Funding	-	-	-	-	-	-	5,031,013	-
Other Inflow of Funds	-	-	-	-	-	-	1,489,500	1,305,000
Transfers from Reserves	-	-	-	-	-	-	1,546,489	
TOTAL ADDITIONAL INFLOWS	-	-	-	-	-	-	8,157,002	1,395,000
NET BUDGETED OPERATING POSITION SURPLUS / (DEFICIT)	(813,568)	(808,323)	(786,852)	(1,009,837)	(1,012,531)	(1,051,933)	-	-

WEST ARNHEM REGIONAL COUNCIL

FOR THE MEETING 5 MARCH 2026

Agenda Reference:	**10.1**
Title:	**Review of Action Items**
Author:	**Debbie Branson, Governance Advisor**

SUMMARY

This report is submitted for Minjilang Local Authority to review and discuss the progress on outstanding action items from meetings.

RECOMMENDATION

THAT THE LOCAL AUTHORITY:

1. Receives and notes the report titled *Review of Action Items*; and
2. Reviews the outstanding action items and gives approval for completed items to be removed from the register.

BACKGROUND

Action items arise out of resolutions of the Local Authority or questions asked by Members. The attached register provides the current status of the action items as provided by the administration. The administration recommends items as complete but it is for the Local Authority to determine whether the item remains active or is complete and can be removed.

COMMENT

The actions that Local Authority resolves to occur are to be acted upon by the administration. This report enables Local Authority to progressively discuss and acknowledge the status of items.

STRATEGIC IMPLICATIONS

This report is aligned to the following pillars and goals in the *Regional Plan and Budget*:

PILLAR 6 FOUNDATIONS OF GOVERNANCE

Integrity is at the heart of everything we do. We are leaders of best practice and excellence in governance, advocacy, consultation and administration. Our processes, procedures and policies are ethical and transparent.

Goal 6.3 Council and Local Authorities

Excellence in governance, consultation administration and representation.

ATTACHMENTS

1. Actions [**10.1.1** - 1 page]

Meeting Date	Item No.	Status	Action Required	Assignees	Action Taken
25/11/2024	9.2	Recommend Complete	MIN54/2024 RESOLVED: Investigate installing CCTV camera outside the Creche.	Clem Beard, Kylie Gregson	Installation of external CCTV cameras have been installed as at 17/09/2025. Recommend action complete.
17/07/2025	8.2	On Hold	MIN39/2025 RESOLVED: Request draft By-laws for further community consultation.	Ben Heaslip	Drafting instructions received - on hold.

WEST ARNHEM REGIONAL COUNCIL

FOR THE MEETING 5 MARCH 2026

Agenda Reference:	**10.2**
Title:	**Whole of Town Subdivision Application - Minjilang**
Author:	**Clem Beard, Project Manager**

SUMMARY

This report is for the Minjilang Local Authority to review the Lot Boundaries for the Town of Minjilang and provide approval.

RECOMMENDATION

THAT THE LOCAL AUTHORITY:

1. Receive and note the report titled *Whole of Town Subdivision Application - Minjilang*; and
2. Approve/Do not approve the proposed boundaries for West Arnhem Regional Council listed town lots.

BACKGROUND

In May 2020 WARC reviewed the Whole of Town Subdivision plans and endorsed the Northern Territory Government's intention to lodge development applications for delineating allotments to define existing land uses and built form on Aboriginal land throughout the Territory.

In support of the Subdivision Plans in the Minjilang application, the West Arnhem Regional Council notes and provide the below information:

1. Changes to Lot 168/165 (Workshop) support the change.
2. Changes to the shape of Lot 230 (vacant block) support the change.
3. The amended plans are reflective of existing land use as agreed via stakeholder consultation.
4. The infrastructure located above and below ground as at the date of this application was constructed by various parties.
5. In providing the endorsement, the West Arnhem Regional Council acknowledges that the application is to delineate existing lot boundaries to enable leasing in excess of 12 years.
6. In lodging this application, neither the applicant nor the West Arnhem Regional Council accept any liability for any existing, as built infrastructure, prior to the date of this application, which is non-compliant with current specifications for electricity, water, sewerage, telecommunication services, road, stormwater drainage or vehicular access.
7. Any new works or upgrade works to existing infrastructure by any party following the issue of the Development Permit for this subdivision are required to comply with engineering design and technical specifications for utility services in accordance with approvals by West Arnhem Regional Council.
8. As the purpose of the proposed subdivision is simply to create lot boundaries around existing buildings and infrastructure, the West Arnhem Regional Council have no requirements in relation to the proposed subdivision.

COMMENT

All listed information remains unchanged in the attached updated letter.

Once the approval from the Minjilang Local Authority is received and endorsed the whole of Town Subdivision can be lodged which will facilitate a Development Permit for the Town of Minjilang for all stakeholders. Leases and Land Use Agreements can be extended with the Northern Land Council.

As the purpose of the proposed subdivision is simply to create lot boundaries around existing buildings and infrastructure, the West Arnhem Regional Council has no requirements in relation to the proposed subdivision.

LEGISLATION AND POLICY

Not applicable with this report.

FINANCIAL IMPLICATIONS

No financial implications with this report. Endorsement required only by the Minjilang Local Authority

STRATEGIC IMPLICATIONS

This report is aligned to the following pillars and goals of the *Regional Plan and Budget*:

PILLAR 1 PARTNERSHIPS, RELATIONSHIPS AND BELONGING

Investing in relationships and partnerships at all levels supports and strengthens community and belonging. We prioritise the value of partnerships and relationships as a key determinant of a happy, strong and thriving community.

Goal 1.1 Community Engagement

Seek out and support diverse perspectives and collaborations with community, community leaders, businesses, agencies and local service providers to enhance community life.

Goal 1.3 Communication

Deliver dynamic communication which is culturally informed and appropriate, engaging and relevant to the interests of Council.

PILLAR 2 INCREASED LOCAL INDIGENOUS EMPLOYMENT

We are committed to investing in and supporting local Indigenous employment. We recognise the instrumental value that Indigenous staff bring to our organisation and the social force that occurs with employment opportunities.

Goal 2.3 Policy and Procedures

Research, review and develop policy to underpin and inform Council's intent and strategy to increase local Indigenous employment.

PILLAR 6 FOUNDATIONS OF GOVERNANCE

Integrity is at the heart of everything we do. We are leaders of best practice and excellence in governance, advocacy, consultation and administration. Our processes, procedures and policies are ethical and transparent.

Goal 6.3 Council and Local Authorities

Excellence in governance, consultation administration and representation.

ATTACHMENTS

1. WARC Letter Of Approval - 2021 [**10.2.1** - 2 pages]
2. Whole of Town Subdivision - Minjilang [**10.2.2** - 8 pages]

May 15, 2020

Remote Service Delivery
Department of Local Government and Community Services
GPO Box 2850
DARWIN NT 0801

Attention: Rose Gust

Dear Rose,

RE: Subdivision Application – Town of Minjilang

The West Arnhem Regional Council endorses the Northern Territory Government's intention to lodge development applications for delineating allotments to define existing land uses and built form on Aboriginal land throughout the Territory.

In support of the SD Plans in Minjilang application, the Regional Council notes and provide the below support:

1. The changes to the Lot 168/165 support the change.
2. Changes to the shape of Lot 230 supports the change.
3. The amended plans are reflective of existing land use as agreed via stakeholder consultation.
4. The infrastructure located above and below ground as at the date of this application was constructed by various parties.
5. In providing the endorsement, the *West Arnhem Regional Council* acknowledges that the application is to delineate existing lot boundaries to enable leasing in excess of 12 years.
6. In lodging this application, neither the applicant nor the *West Arnhem Regional Council* accept any liability for any existing, as built infrastructure, prior to the date of this application which is non-compliant with current specifications for electricity, water, sewerage, telecommunication services, road, stormwater drainage or vehicular access.
7. Any new works or upgrade works to existing infrastructure by any party following the issue of the Development Permit for this subdivision are required to comply with engineering design and technical specifications for utility services in accordance with approvals by *West Arnhem Regional Council.*

PO Box 721, Jabiru NT 0886 info@westarnhem.nt.gov.au www.westarnhem.nt.gov.au

Jabiru (Head Office)	Gunbalanya	Maningrida	Warruwi	Minjilang
08 8979 9444	08 8970 3700	08 8979 6600	08 8970 3600	08 8970 3500
08 8979 9488	08 8970 3788	08 8979 6688	08 8970 3688	08 8970 3588

8. As the purpose of the proposed subdivision is simply to create lot boundaries around existing buildings and infrastructure, the *West Arnhem Regional Council* have no requirements in relation to the proposed subdivision.

For further information, please do not hesitate to contact the undersigned at your earliest convenience.

Yours sincerely

D Findley

Daniel Findley
CEO West Arnhem Regional Council

PO Box 721 Jabiru NT 0886 info@westarnhem.nt.gov.au www.westarnhem.nt.gov.au

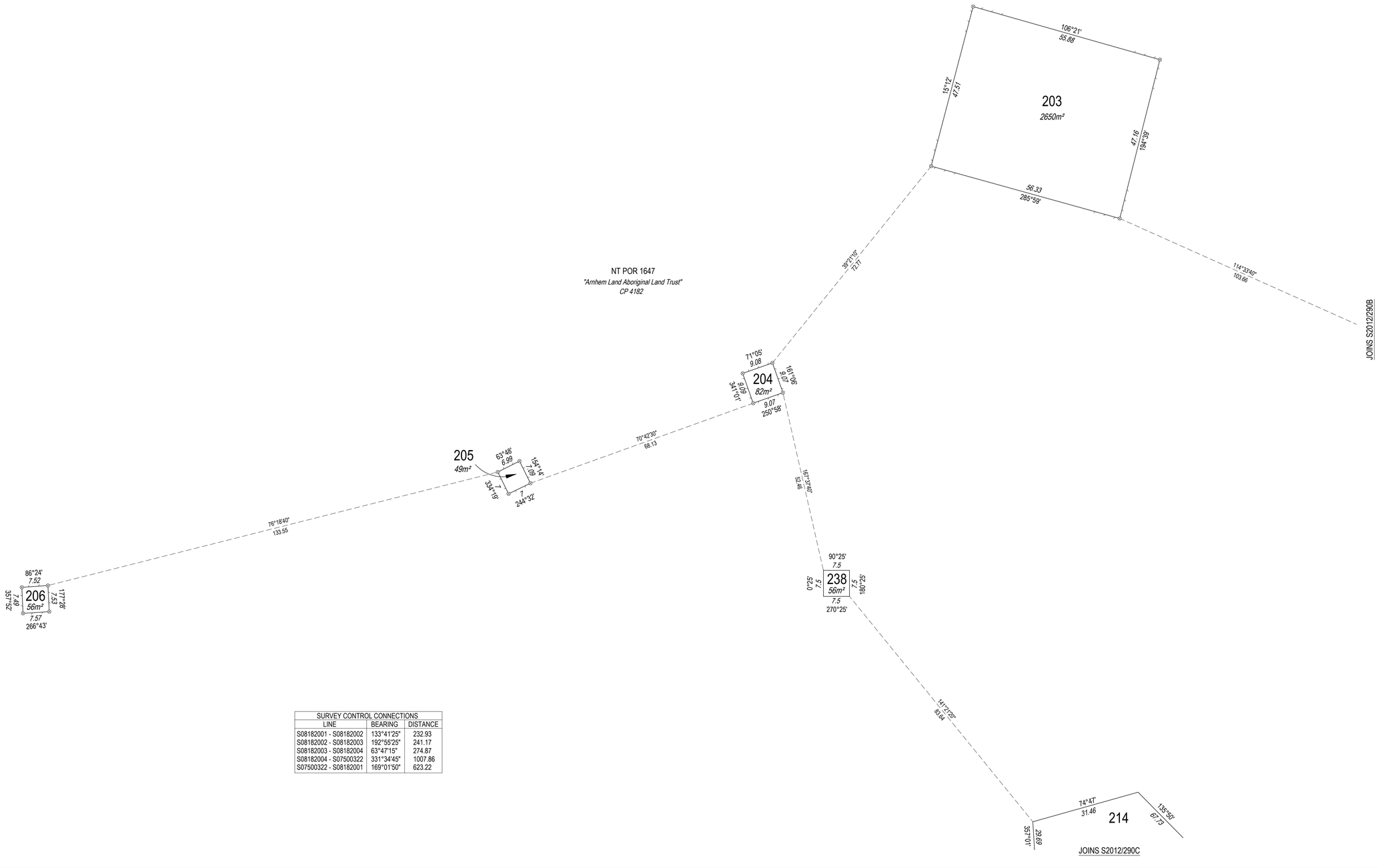

SURVEY CONTROL CONNECTIONS		
LINE	BEARING	DISTANCE
S08182001 - S08182002	133°41'25"	232.93
S08182002 - S08182003	192°55'25"	241.17
S08182003 - S08182004	63°47'15"	274.87
S08182004 - S07500322	331°34'45"	1007.86
S07500322 - S08182001	169°01'50"	623.22

I, Neville Leonard Brayley hereby certify that the survey represented on this plan was carried out by me or under my supervision and was completed on 03/05/2024 and that this survey has been executed in accordance with the Licensed Surveyors Act and the Directions thereunder.

Licensed Surveyor Date 19/05/2025

Northern Territory Government
Department of Lands,Planning and the Environment

SURVEY APPROVED

Surveyor-General Date

AMENDMENTS

Reference	Details	Approved	Date

Note

All dimensions are calculated from GNSS Observations
All lots defined hereon are classified as "Administrative" and are to facilitate the issue of leases or subleases under Section 19 or 19(A) of the Aboriginal Land Rights (NT) Act (ALRA)

Version 1.1

Field Book
EJA REF: 9439

Drawn
Earl James & Associates
03/07/2024

Examined
Earl James & Associates
03/04/2025

Map Reference

True Mid Bearings

AZIMUTH
Assumed from GNSS Observations
Observed at

LEGEND

Concrete Post
Concrete Block
Peg or Wooden Post
Reference Mark
Locksplit
Fence Post

ADMINISTRATIVE LOTS 203 TO 206 AND 238

PART OF NT PORTION 1647
TOWNSITE OF MINJILANG

SCALE 1:500 (A1)
10 0 10 20 30
metres

S2012/290A
SHEET 1 OF 8

WARNING - Damaged or creased plan will be rejected.

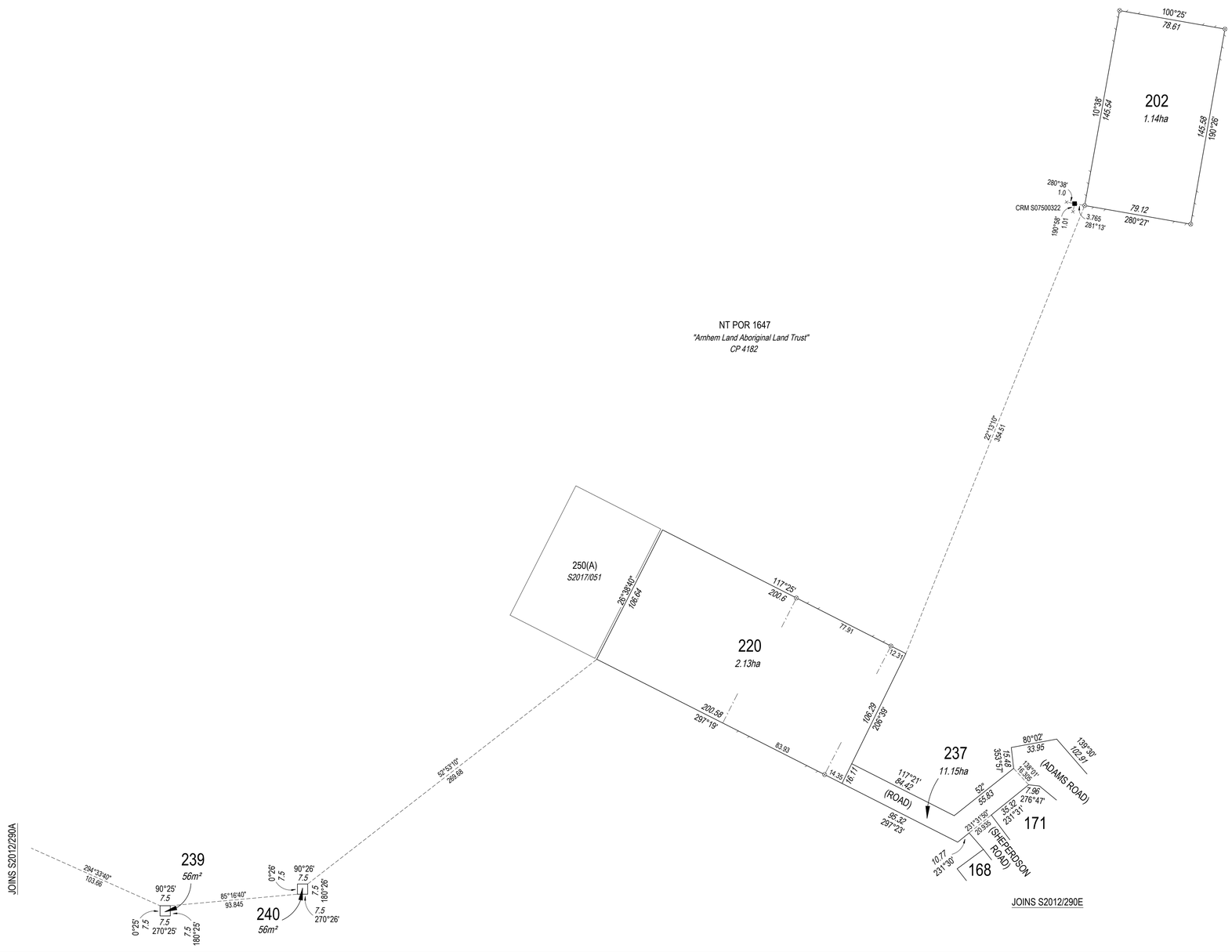

I, Neville Leonard Brayley hereby certify that the survey represented on this plan was carried out by me or under my supervision and was completed on 03/05/2024 and that this survey has been executed in accordance with the Licensed Surveyors Act and the Directions thereunder.

Licensed Surveyor Date 19/05/2025

Northern Territory Government
Department of Lands,Planning and the Environment

SURVEY APPROVED

Surveyor-General Date

AMENDMENTS

Reference	Details	Approved	Date

Note
All dimensions are calculated from GNSS Observations
All lots defined hereon are classified as "Administrative" and are to facilitate the issue of leases or sub leases under Section 19 or 19(A) of the Aboriginal Land Rights (NT) Act (ALRA)

Version1.1

Field Book
EJA REF: 9439

Drawn
Earl James & Associates
02/04/2025

Examined
Earl James & Associates
03/04/2025

Map Reference

True Mid Bearings

AZIMUTH
Assumed from GNSS Observations
Observed at

LEGEND
Concrete Post
Concrete Block
Peg or Wooden Post
Reference Mark
Lockspit
Fence Post

ADMINISTRATIVE LOTS 202, 220, 239, 240 AND PART 237

PART OF NT PORTION 1647
TOWNSITE OF MINJILANG

SCALE 1:1500 (A1)
30 0 30 60 90
metres

S2012/290B
SHEET 2 OF 8

WARNING - Damaged or creased plan will be rejected.

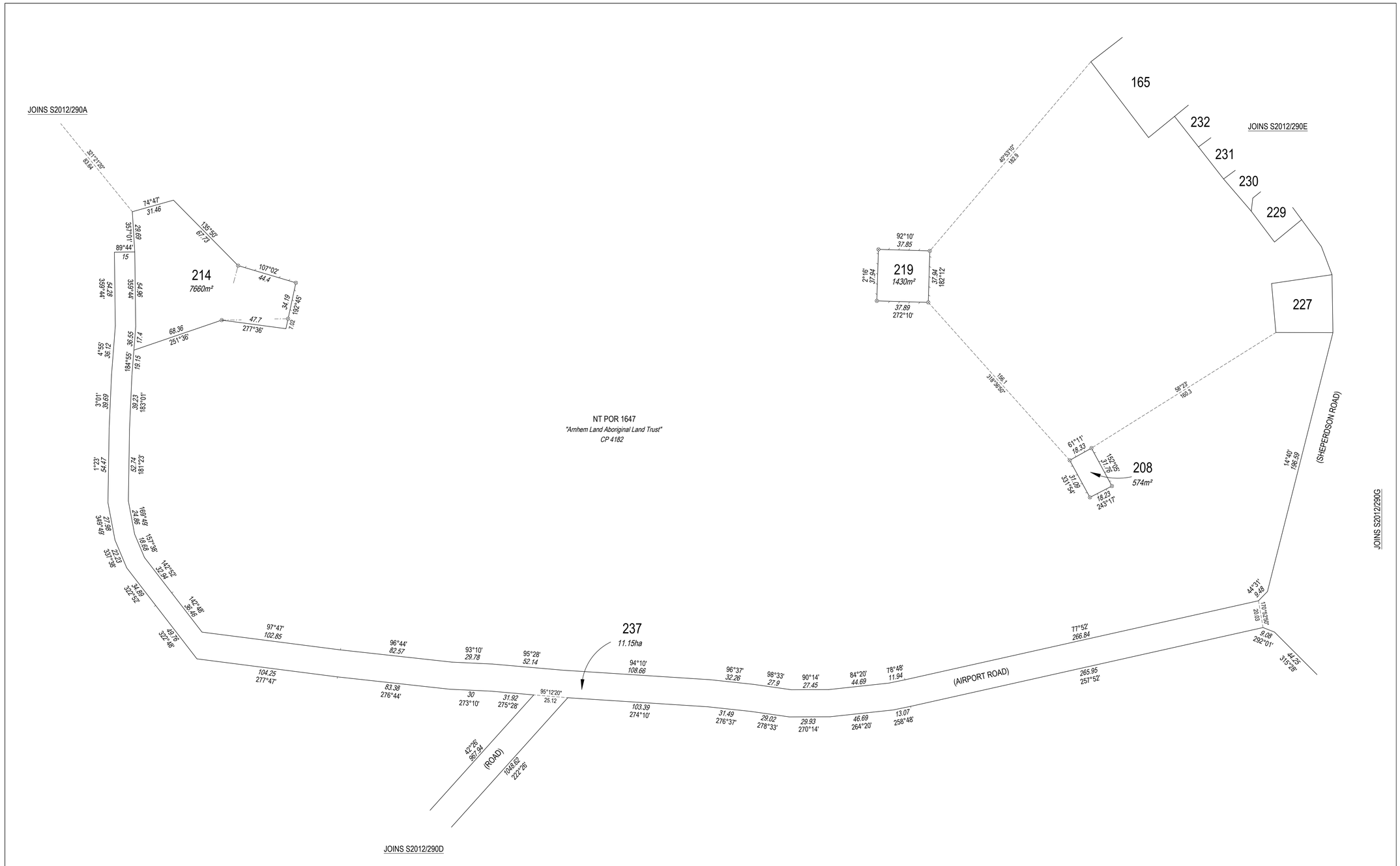

I, Neville Leonard Brayley hereby certify that the survey represented on this plan was carried out by me or under my supervision and was completed on 03/05/2024 and that this survey has been executed in accordance with the Licensed Surveyors Act and the Directions thereunder.

Licensed Surveyor Date 19/05/2025

Northern Territory Government
Department of Lands,Planning and the Environment

SURVEY APPROVED

Surveyor-General Date

AMENDMENTS

Reference	Details	Approved	Date

Note

All dimensions are calculated from GNSS Observations
All lots defined hereon are classified as "Administrative" and are to facilitate the issue of leases or subleases under Section 19 or 19(A) of the Aboriginal Land Rights (NT) Act (ALRA)

Version 1.1

Field Book
EJA REF: 9439

Drawn
Earl James & Associates
03/07/2024

Examined
Earl James & Associates
03/04/2025

Map Reference

True Mid Bearings

AZIMUTH
Assumed from GNSS Observations
Observed at

LEGEND

Concrete Post	□
Concrete Block	■
Peg or Wooden Post	○
Reference Mark	×
Lockspit	⋈
Fence Post	⊗

ADMINISTRATIVE LOTS 208, 214, 219 AND PART 237

PART OF NT PORTION 1647
TOWNSITE OF MINJILANG

SCALE 1:1250 (A1)
25 0 25 50 75
metres

S2012/290C
SHEET 3 OF 8

WARNING - Damaged or creased plan will be rejected.

JOINS S2012/290C

96°44'
82.57
93°10'
29.78
95°28'
52.14
94°10'
108.66
(AIRPORT ROAD)
83.38
276°44'
30
273°10'
31.92
275°28'
95°12'20"
25.12
103.39
274°10'

NT POR 1647
"Arnhem Land Aboriginal Land Trust"
CP 4182

42°26'
967.94
237
11.15ha
1048.62
222°26'
(ROAD)

94°43'
230
62°23'
140
96.5
180°
90°
35
217°31'
22.4
66.36
222°26'
221
8.18ha
0°
200
15.21
25.22
270°
6.2
217°31'
105
218°
250
270°

I, Neville Leonard Brayley hereby certify that the survey represented on this plan was carried out by me or under my supervision and was completed on 03/05/2024 and that this survey has been executed in accordance with the Licensed Surveyors Act and the Directions thereunder.

Licensed Surveyor Date 19/05/2025

Northern Territory Government
Department of Lands,Planning and the Environment

SURVEY APPROVED

Surveyor-General Date

Note
All dimensions are calculated from GNSS Observations
All lots defined hereon are classified as "Administrative" and are to facilitate the issue of leases or subleases under Section 19 or 19(A) of the Aboriginal Land Rights (NT) Act (ALRA)

Version 1.1

Field Book
EJA REF: 9439

Drawn
Earl James & Associates
03/07/2024

Examined
Earl James & Associates
03/04/2025

Map Reference

True Mid Bearings

AZIMUTH
Assumed from GNSS Observations
Observed at

LEGEND
Concrete Post
Concrete Block
Peg or Wooden Post
Reference Mark
Lockspit
Fence Post

ADMINISTRATIVE LOTS 221 AND PART 237

PART OF NT PORTION 1647
TOWNSITE OF MINJILANG

SCALE 1:2000 (A1)
40 0 40 80 120
metres

S2012/290D
SHEET 4 OF 8

WARNING - Damaged or creased plan will be rejected.

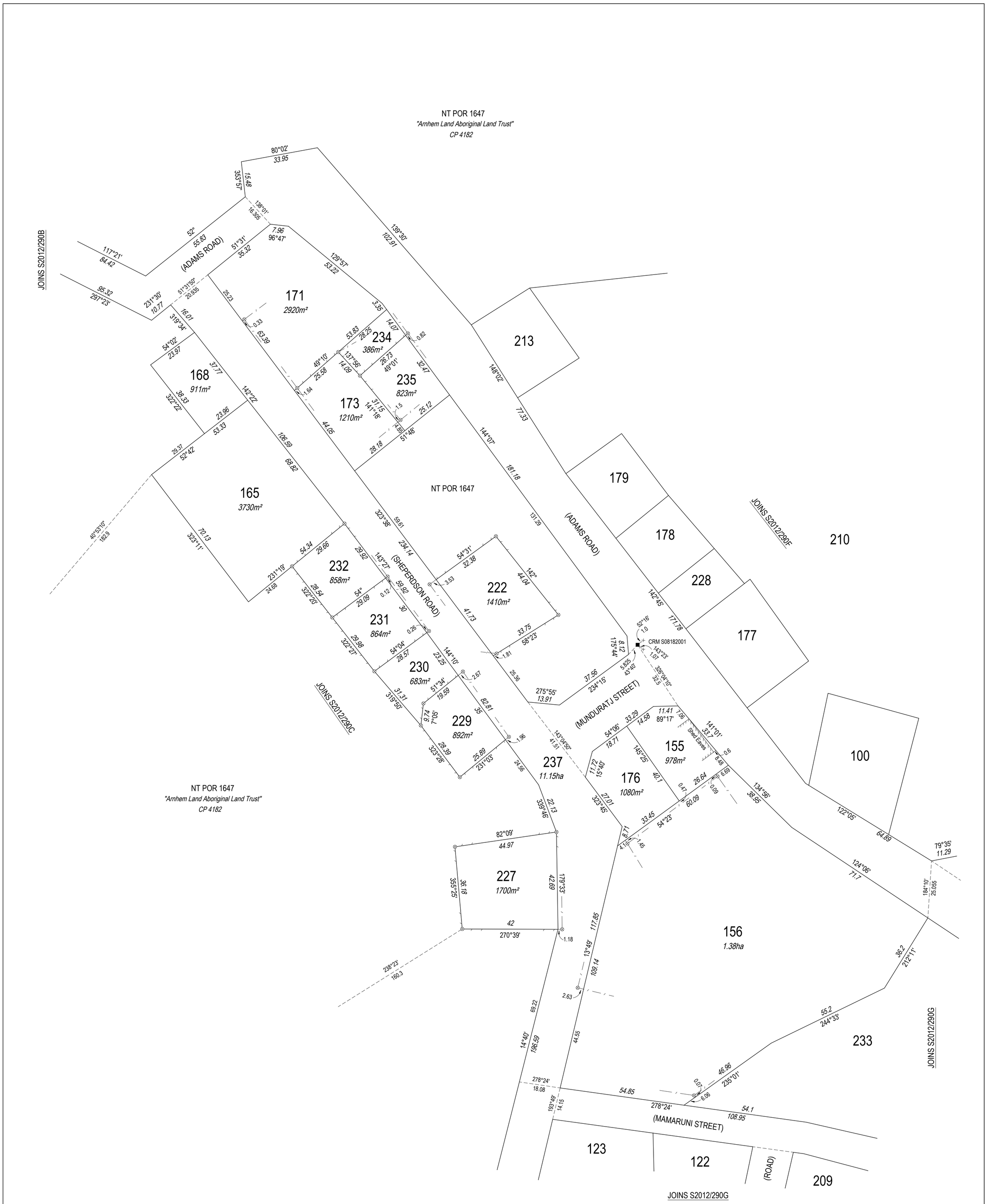

I, Neville Leonard Brayley hereby certify that the survey represented on this plan was carried out by me or under my supervision and was completed on 03/05/2024 and that this survey has been executed in accordance with the Licensed Surveyors Act and the Directions thereunder.

Licensed Surveyor Date 19/05/2025

Northern Territory Government
Department of Lands,Planning and the Environment

SURVEY APPROVED

Surveyor-General Date

Note

All dimensions are calculated from GNSS Observations
All lots defined hereon are classified as "Administrative" and are to facilitate the issue of leases or subleases under Section 19 or 19(A) of the Aboriginal Land Rights (NT) Act (ALRA)
Offsets are at 90° to the boundaries unless otherwise shown

Version 1.1

Field Book
EJA REF: 9439

Drawn
Earl James & Associates
03/07/2024

Examined
Earl James & Associates
03/04/2025

Map Reference

True Mid Bearings

AZIMUTH
Assumed from GNSS Observations
Observed at

LEGEND
Concrete Post
Concrete Block
Peg or Wooden Post
Reference Mark
Lockspit
Fence Post

ADMINISTRATIVE LOTS 155, 156, 165, 168, 171, 173, 176, 222, 227, 229 TO 232, 234, 235 AND PART 237

PART OF NT PORTION 1647
TOWNSITE OF MINJILANG

SCALE 1:750 (A1)
15 0 15 30 45
metres

S2012/290E
SHEET 5 OF 8

WARNING - Damaged or creased plan will be rejected.

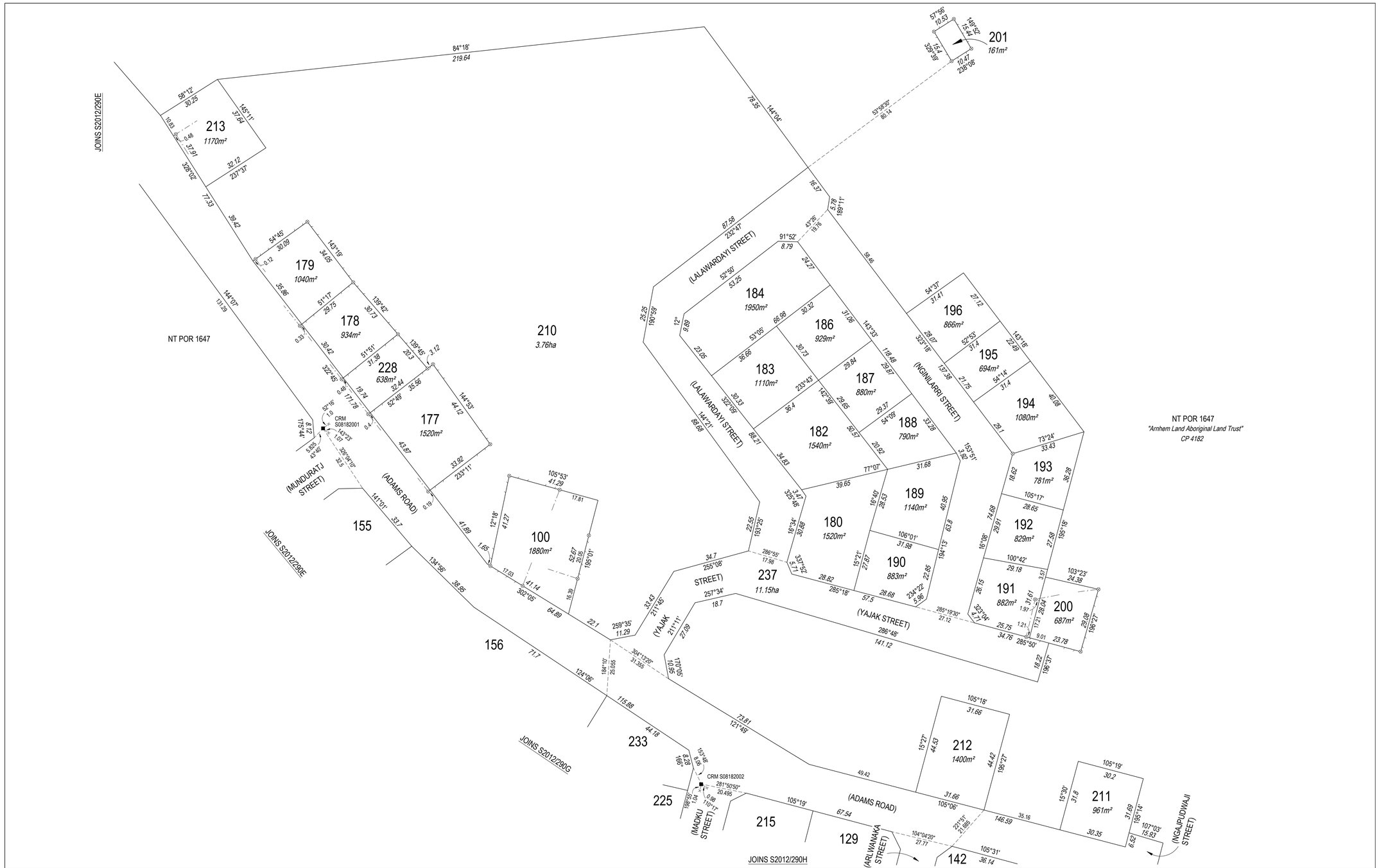

I, Neville Leonard Brayley hereby certify that the survey represented on this plan was carried out by me or under my supervision and was completed on 03/05/2024 and that this survey has been executed in accordance with the Licensed Surveyors Act and the Directions thereunder.

Licensed Surveyor Date 19/05/2025

Northern Territory Government
Department of Lands,Planning and the Environment

SURVEY APPROVED

Surveyor-General Date

AMENDMENTS

Reference	Details	Approved	Date

Note

All dimensions are calculated from GNSS Observations
All lots defined hereon are classified as "Administrative" and are to facilitate the issue of leases or subleases under Section 19 or 19(A) of the Aboriginal Land Rights (NT) Act (ALRA)
Offsets are at 90° to the boundaries unless otherwise shown

Version 1.1

Field Book
EJA REF: 9439

Drawn
Earl James & Associates
02/04/2025

Examined
Earl James & Associates
03/04/2025

Map Reference

True Mid Bearings

AZIMUTH
Assumed from GNSS Observations
Observed at

LEGEND
Concrete Post
Concrete Block
Peg or Wooden Post
Reference Mark
Lockspit
Fence Post

ADMINISTRATIVE LOTS 100, 177 TO 180, 182 TO 184, 186 TO 196, 200, 201, 210 TO 213, 228 AND PART 237

PART OF NT PORTION 1647
TOWNSITE OF MINJILANG

SCALE 1:750 (A1)
15 0 15 30 45
metres

S2012/290F
SHEET 6 OF 8

WARNING - Damaged or creased plan will be rejected.

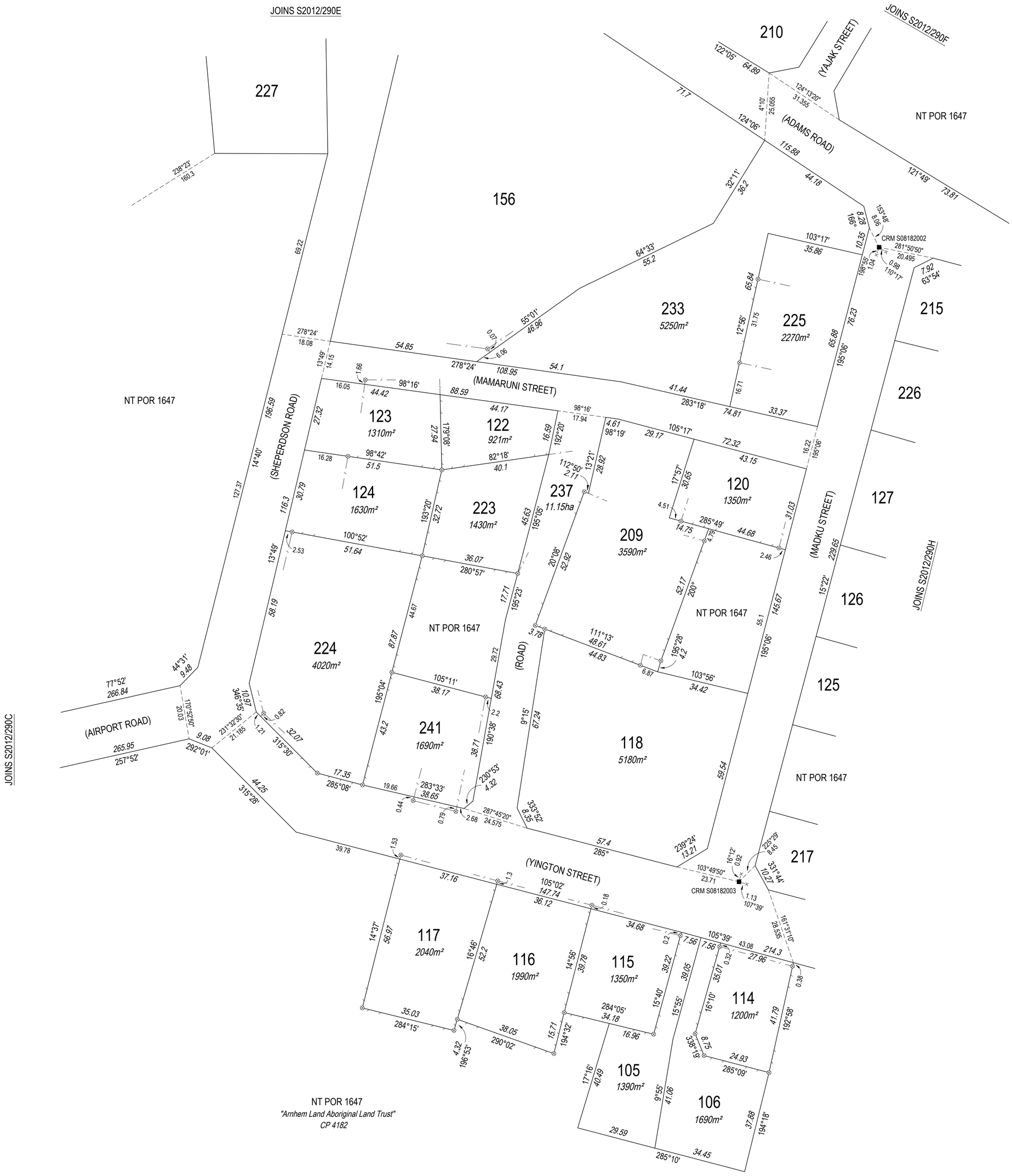

I, Neville Leonard Brayley hereby certify that the survey represented on this plan was carried out by me or under my supervision and was completed on 03/05/2024 and that this survey has been executed in accordance with the Licensed Surveyors Act and the Directions thereunder.

Licensed Surveyor Date 19/05/2025

Northern Territory Government
Department of Lands,Planning and the Environment

SURVEY APPROVED

Surveyor-General Date

Note

All dimensions are calculated from GNSS Observations
All lots defined hereon are classified as "Administrative" and are to facilitate the issue of leases or subleases under Section 19 or 19(A) of the Aboriginal Land Rights (NT) Act (ALRA)
Offsets are at 90° to the boundaries unless otherwise shown

Version 1.1

Field Book
EJA REF: 9439

Drawn
Earl James & Associates
02/04/2025

Examined
Earl James & Associates
03/04/2025

Map Reference

True Mid Bearings

AZIMUTH
Assumed from GNSS Observations
Observed at

LEGEND
Concrete Post
Concrete Block
Peg or Wooden Post
Reference Mark
Lockspit
Fence Post

ADMINISTRATIVE LOTS 105, 106, 114 TO 118, 120, 122 TO 124, 209, 223 TO 225, 233, 241 AND PART 237

PART OF NT PORTION 1647
TOWNSITE OF MINJILANG

SCALE 1:750 (A1)
15 0 15 30 45
metres

S2012/290G
SHEET 7 OF 8

WARNING - Damaged or creased plan will be rejected.

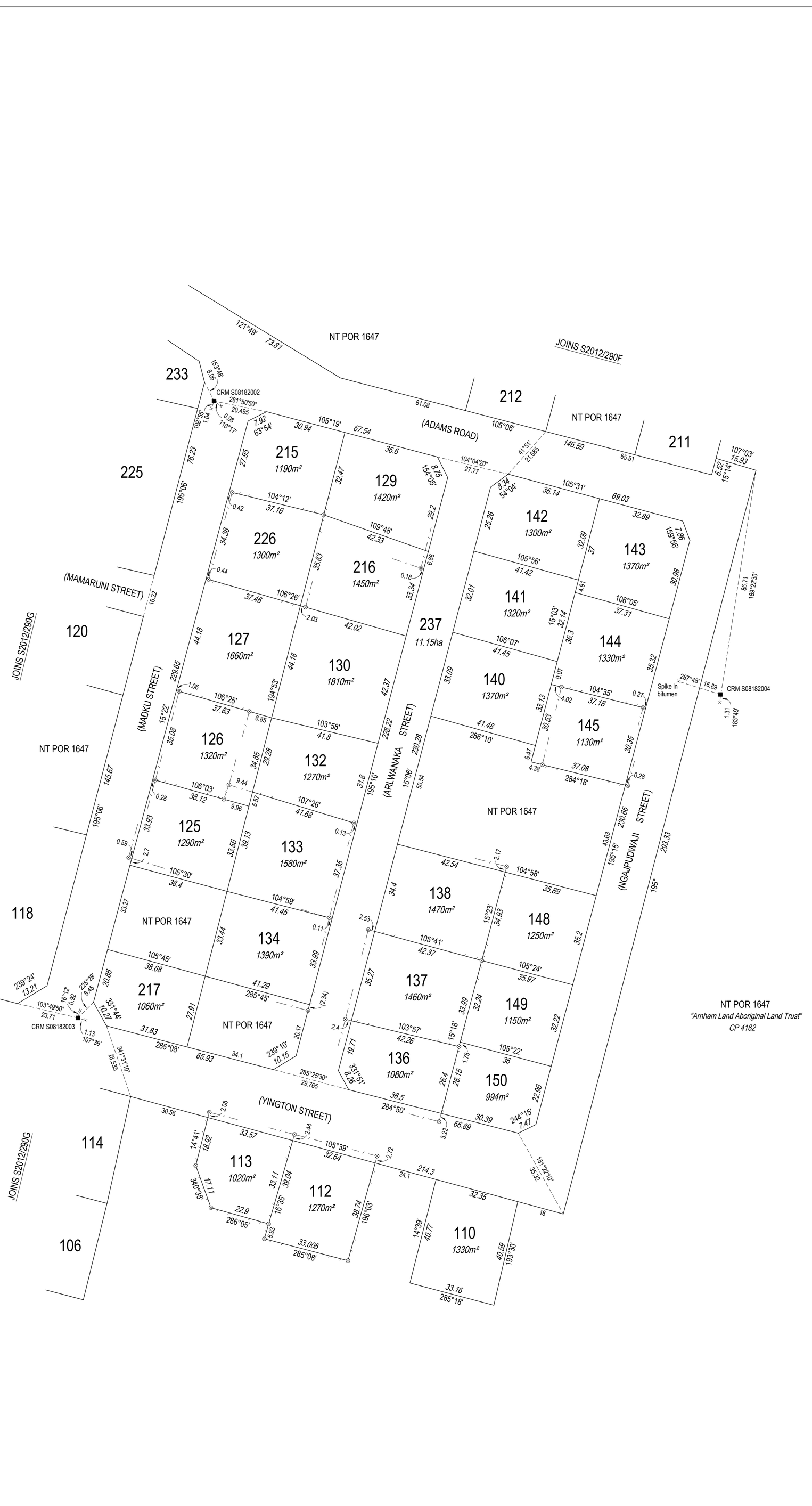

I, Neville Leonard Brayley hereby certify that the survey represented on this plan was carried out by me or under my supervision and was completed on 03/05/2024 and that this survey has been executed in accordance with the Licensed Surveyors Act and the Directions thereunder.

Licensed Surveyor Date 19/05/2025

Northern Territory Government
Department of Lands,Planning and the Environment

SURVEY APPROVED

Surveyor-General Date

Note

All dimensions are calculated from GNSS Observations
All lots defined hereon are classified as "Administrative" and are to facilitate the issue of leases or subleases under Section 19 or 19(A) of the Aboriginal Land Rights (NT) Act (ALRA)
Offsets are at 90° to the boundaries unless otherwise shown

Version 1.1

Field Book
EJA REF: 9439

Drawn
Earl James & Associates
03/07/2024

Examined
Earl James & Associates
03/04/2025

Map Reference

True Mid Bearings

AZIMUTH
Assumed from GNSS Observations
Observed at

LEGEND

Concrete Post
Concrete Block
Peg or Wooden Post
Reference Mark
Lockspit
Fence Post

ADMINISTRATIVE LOTS 110, 112, 113, 125 TO 127, 129, 130, 132 TO 134, 136 TO 138, 140 TO 145, 148 TO 150, 215 TO 217, 226 AND PART 237
PART OF NT PORTION 1647
TOWNSITE OF MINJILANG

SCALE 1:750 (A1)
15 0 15 30 45
metres

S2012/290H
SHEET 8 OF 8

WARNING - Damaged or creased plan will be rejected.

WEST ARNHEM REGIONAL COUNCIL

FOR THE MEETING 5 MARCH 2026

Agenda Reference:	**10.3**
Title:	**Cultural Training**
Author:	**Katharine Murray, Chief Executive Officer**

SUMMARY

This report presents an opportunity for each Local Authority to develop cultural awareness training within the community.

RECOMMENDATION

THAT THE LOCAL AUTHORITY:

1. Receives and notes the report titled *Cultural Training*; and
2. Provides recommendations on cultural training that best meet the needs of the community, staff, contractors and visitors.

BACKGROUND

At the Ordinary Council Meeting 30 June 2025, Council requested a draft policy be prepared and considered further at a future workshop which will include consultation with the local authorities.

It was agreed that this would be actioned post the Local Government 2026 General Election.

The purpose of this list is for open discussion with the Local Authorities members. Suggestions as follows:

- Specific information about history, Traditional Owners/Elders, and their role, and local protocols -site specific-.
- Behaviours expected on Country: What are the expected behaviours from visitors and workers while living and working on their land (e.g. what's considered culturally disrespectful/inappropriate/rude, what behaviours are welcomed, etc.).
- How to behave and what to/not to do when cultural events are occurring, particularly Sorry Business.
- Geographic orientation: No-go zones, blocked roads, men's or women's business areas, etc.
- Communication: Practical information on how to engage respectfully with both men and women by recognising sensitivities (communication protocols when talking to the opposite gender), understanding kinship (such as poison cousins/relationships), body language, etc.
- Animals in community (e.g. dogs, cats, horses, pigs, goats).
- Drug and Alcohol prohibitions.
- Dress code: What's the appropriate clothing to wear in community for both men and women.

LEGISLATION AND POLICY

N/A.

FINANCIAL IMPLICATIONS

Nil.

STRATEGIC IMPLICATIONS

This report is aligned to the following pillars and goals of the *Regional Plan and Budget*:

PILLAR 1 PARTNERSHIPS, RELATIONSHIPS AND BELONGING

Investing in relationships and partnerships at all levels supports and strengthens community and belonging. We prioritise the value of partnerships and relationships as a key determinant of a happy, strong and thriving community.

Goal 1.5 Cultural Awareness Training

Develop increased understanding and observation of cultural protocols.

ATTACHMENTS

Nil

WEST ARNHEM REGIONAL COUNCIL

FOR THE MEETING 5 MARCH 2026

Agenda Reference:	**10.4**
Title:	**Minjilang Community Flag Poles**
Author:	**Clem Beard, Project Manager**

SUMMARY

The purpose of this report is to gauge the Local Authority's interest in relocating the existing Community Flag Poles in Minjilang.

RECOMMENDATION

THAT THE LOCAL AUTHORITY:

1. Receives and notes the report titled *Minjilang Community Flag Poles*; and
2. Approves/Does not approve the repair and relocation costs of the existing Community Flag Poles on Lot 118 Minjilang from Local Authority Funding at an estimated cost of $12,980.00

BACKGROUND

The Council requested a review of existing flag poles within each Community, and it was advised that the current flag poles in Minjilang require relocation to avoid constant damage. It was also advised that only 3 of the 4 poles are working.

If the Minjilang Local Authority are supportive of funding the purchase and installation of new flag poles and flags as required, Council will cover the cost of maintenance, replace the flags when required and will provide the resources to comply with protocols.

The Council will cover the cost of maintenance, replace the flags when required and will provide the resources to comply with protocols.

Supply and Install Flag Poles - Minjilang Local Authority				
Resource	**Unit**	**Qty**	**Est Price**	**Total**
6m FLAGPOLE WITH INTERNAL HALYARD & HINGE BASE Raise the flag using an internal halyard & secure the rope behind the door. Lower the pole from the hinge base for maintenance	only	4	$1,250.00	$5,000.00
Freight - Barge DWN - MGD	only	4	$500.00	$2,000.00
Installation/Plant/Labour	only	4	$1,200.00	$4,800.00
Sub Total				$11,800.00
Contingencies 10%				$1,180.00
Total Estimated/Indicative Costs				**$12,980.00**

LEGISLATION AND POLICY

Per Local Government Procurement Policy.

FINANCIAL IMPLICATIONS

Per available annual funding from the Minjilang Local Authority allocation.

STRATEGIC IMPLICATIONS

This report is aligned to the following pillars and goals of the *Regional Plan and Budget*:

PILLAR 1 PARTNERSHIPS, RELATIONSHIPS AND BELONGING

Investing in relationships and partnerships at all levels supports and strengthens community and belonging. We prioritise the value of partnerships and relationships as a key determinant of a happy, strong and thriving community.

Goal 1.4 Community Events

Deliver cultural, civic and sporting events which engage and unite the community.

ATTACHMENTS

Nil

WEST ARNHEM REGIONAL COUNCIL

FOR THE MEETING 5 MARCH 2026

Agenda Reference:	**10.5**
Title:	**Minjilang Cemetery Progress Report**
Author:	**Meredith Newall, Waste and Resource Coordinator**

SUMMARY

This report is to provide an update to Minjilang Local Authority on progress towards the establishment of the new Minjilang Cemetery.

RECOMMENDATION

THAT THE LOCAL AUTHORITY receives and notes the report titled *Minjilang Cemetery Progress Report.*

BACKGROUND

The Council has been working towards delivering a culturally appropriate declared cemetery for the Minjilang Community with the current cemetery nearing capacity.

The Northern Territory Government updated the Burials and Cremations Act in 2022 making Local Government the owners of cemetery facilities across the Northern Territory. West Arnhem Regional Council has been successful in making the new site in Minjilang a declared cemetery under the new Act.

During the process of declaring the cemetery, West Arnhem Regional Council worked with the community to provide a design that is both practical and culturally suitable. The administration was successful in securing additional funds from the 'Remote Burials Grant Program' and the 'Community Places for People Grant' to fund the establishment works at the cemetery.

Based on Local Authority feedback, the design was altered to include two extra vehicle gates and align the fence line North-South-East-West to facilitate ease of use to meet cultural practices.

COMMENT

Core works have been completed at the site with the exception of the certification and installation of the 6x6m shelter. The water connection works has also been completed.

A design for the cemetery sign has been attached for your approval.

Working with local staff, we are establishing the operational plan in line with the Burials and Cremations Act 2022 and the West Arnhem Regional Council Cemeteries Policy. This plan will be unique to Minjilang operations to allow for best use of council resources to meet the specific cultural requirements of the community.

LEGISLATION AND POLICY

Local Government Act 2019
Burials and Cremations Act 2022

FINANCIAL IMPLICATIONS

Per Community Places for People Grant guidelines.
Per Remote Burials Grant Program guidelines.

STRATEGIC IMPLICATIONS

This report is aligned to the following pillars and goals of the *Regional Plan and Budget*:

PILLAR 1 PARTNERSHIPS, RELATIONSHIPS AND BELONGING

Investing in relationships and partnerships at all levels supports and strengthens community and belonging. We prioritise the value of partnerships and relationships as a key determinant of a happy, strong and thriving community.

Goal 1.1 Community Engagement

Seek out and support diverse perspectives and collaborations with community, community leaders, businesses, agencies and local service providers to enhance community life.

PILLAR 3 SAFETY AND WELLBEING

As an 'Employer of Choice', we provide and promote a positive culture of safety, inclusion and respect. Our people are skilled, informed and have opportunities to grow and develop within our organisation. Services provided to the community are professional, impactful, engaging and appropriate to local needs.

Goal 3.1 Cultural Safety

Delivery of actions in the WARC 'Innovate' Reconciliation Action Plan.

PILLAR 4 SERVICE DELIVERY AND BUILT ENVIRONMENT

We provide high quality infrastructure and service delivery that meets the unique needs of each community, creates a sense of place and contributes towards promoting a sense of pride in community.

Goal 4.1 Strategic Infrastructure and Asset Management

Strategically manage, maintain and enhance community infrastructure.

ATTACHMENTS

Minjilang Cemetery sign proof

Supply only 3 x **1200 x 900 mm** ACP signs

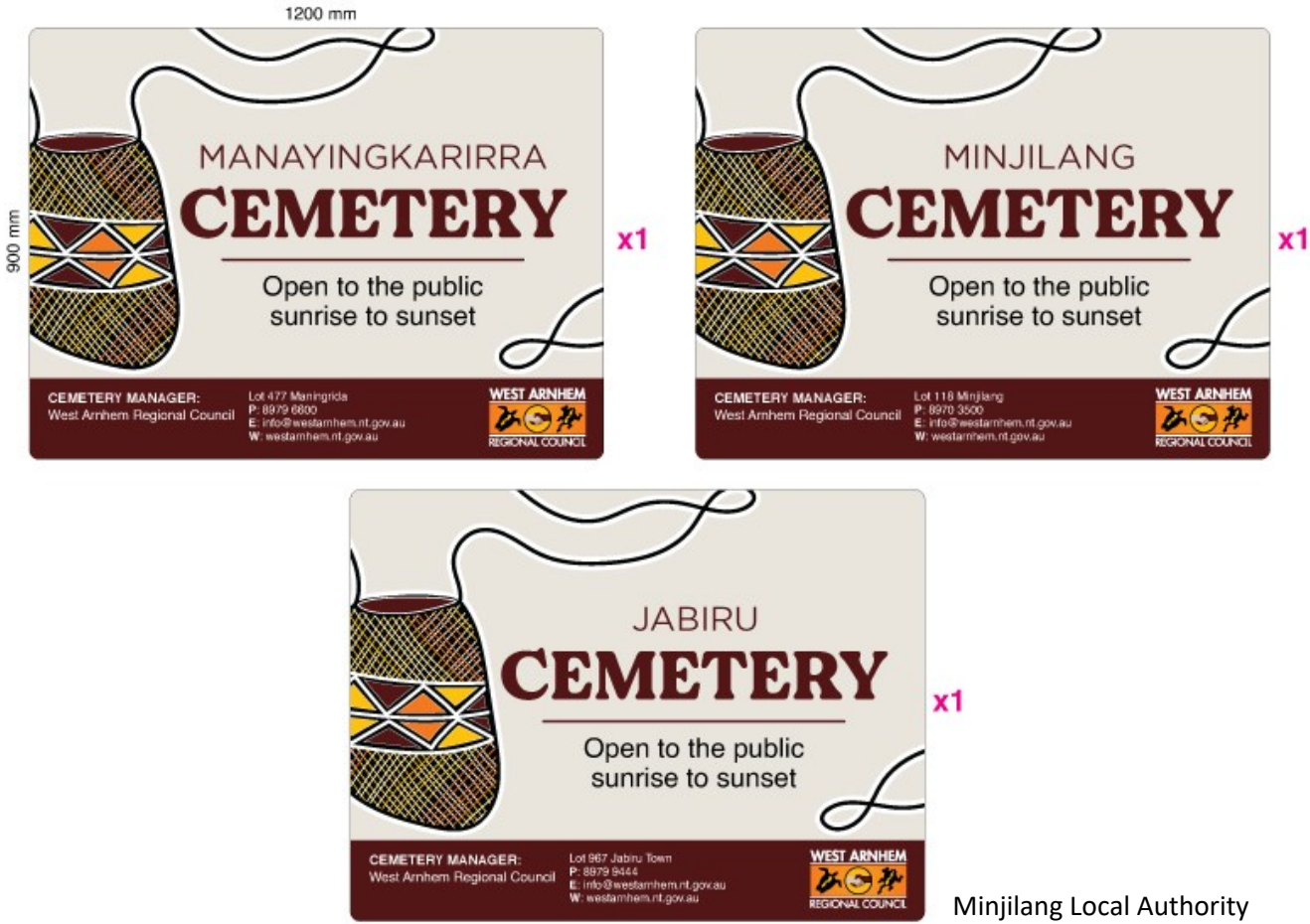

WEST ARNHEM REGIONAL COUNCIL

FOR THE MEETING 5 MARCH 2026

Agenda Reference:	**10.6**
Title:	**Public Wi-Fi Area for the Minjilang Community**
Author:	**Damian Sandilands, Minjilang Council Services Manager**

SUMMARY

The purpose of this report is to provide the Local Authority with an update on the Public Wi-Fi Area for Minjilang.

RECOMMENDATION

Option 1

THAT THE LOCAL AUTHORITY:

1. Receives and notes the report titled *Public Wi-Fi Area for the Minjilang Community*;
2. Approves the cost of the supply and installation of Starlink hardware to a total cost of $7,470.00 (exc GST) from Local Authority funding;
3. Approves the upfront twelve month subscription fee for the managed Starlink services to a total cost of $6,110.00 (exc GST) with the understanding that a further twelve-month subscription will require approval / renewal; and
4. Recommends to Council the endorsement of the Minjilang Local Authority Funded Public WiFi Policy.

Option 2

THAT THE LOCAL AUTHORITY:

1. Receives and notes the report titled *Public Wi-Fi Area for the Minjilang Community*;
2. Rescinds Resolution MIN45/2025 from the Local Authority Meeting held 17 July 2025 and the project is withdrawn.

BACKGROUND

In June 2025, community access to a public wi-fi area in Minjilang was requested.

In July 2025 the Minjilang Local Authority raised the question without notice. The Council Services Manager provided estimated costs, diagrams of locations, and router coverage.

Background information tabled at the July 2025 meeting is attached.

The Local Authority approved a total cost of $15,000 for the supply and installation of a free public wi-fi area at the rear of the Council Hall.

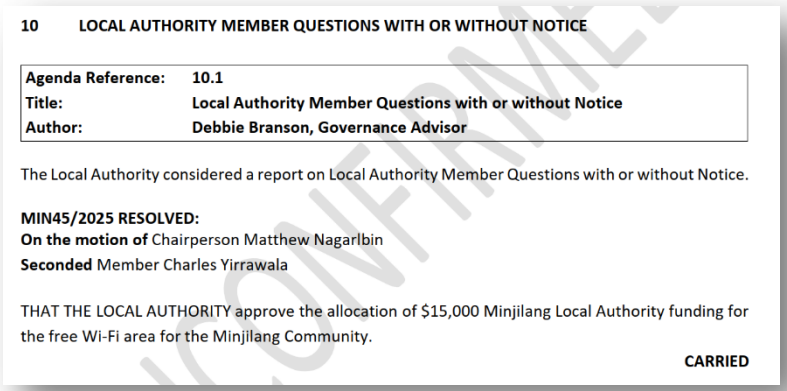

10 LOCAL AUTHORITY MEMBER QUESTIONS WITH OR WITHOUT NOTICE

Agenda Reference:	**10.1**
Title:	**Local Authority Member Questions with or without Notice**
Author:	**Debbie Branson, Governance Advisor**

The Local Authority considered a report on Local Authority Member Questions with or without Notice.

MIN45/2025 RESOLVED:
On the motion of Chairperson Matthew Nagarlbin
Seconded Member Charles Yirrawala

THAT THE LOCAL AUTHORITY approve the allocation of $15,000 Minjilang Local Authority funding for the free Wi-Fi area for the Minjilang Community.

CARRIED

Delays have occurred as the Local Authority meeting scheduled for October 2025 was cancelled due to a lack of quorum and sorry business across the region. Also, concerns related to maintaining on-going costs for the Starlink subscription were raised.

In 2025 Starlink was identified as a more reliable source therefore the Council Services Manager sourced a quote for a twelve-month subscription with a total cost of $6,110.00 (exc GST).

The quotes to supply and install of hardware are approximately $7,470.00 (exc GST) together with the subscription fee totals a cost of $13,580.00 which is within the approval provided by the Local Authority in July 2025.

It is understood, due to the delays, that some members of the Minjilang public have sourced their own wi-fi.

It is recommended that the Local Authority determine if the project is to continue or if the decision to fund the project be rescinded.

A policy has been drafted for review outlining the location, access hours, restrictions, maintenance and annual review of the service agreement.

COMMENT

Due to commercial in confidence the quotes will be tabled at the meeting.

LEGISLATION AND POLICY

Local Government Act 2019
Local Government (General) Regulations 2021
IT Policy
DRAFT Minjilang Local Authority Funded Public WiFi

FINANCIAL IMPLICATIONS

Local Authority Funding

STRATEGIC IMPLICATIONS

This report is aligned to the following pillars and goals of the *Regional Plan and Budget*:

PILLAR 6 FOUNDATIONS OF GOVERNANCE

Integrity is at the heart of everything we do. We are leaders of best practice and excellence in governance, advocacy, consultation and administration. Our processes, procedures and policies are ethical and transparent.

Goal 6.6 Information and Communication Technology

Effective and innovative information technology solutions which maximise service delivery and support Council's operations.

ATTACHMENTS

1. Background [**10.6.1** - 1 page]
2. Draft Minjilang LA Funded Public Wi Fi Policy [**10.6.2** - 2 pages]

Free Starlink in Minjilang Community at a fixed location at the rear of the Council Hall.

It has been recommended by the LA members to have a single location for community members to gather.



A router will be placed on the west wall of the building to ensure that community members will have access to the Wi-Fi over a large area. While the sensitive technology will be housed inside the building to ensure longevity.



Estimated coverage of the Wi-Fi if placed at the rear of the building. I will also be looking to set a timer to turn off the Wi-Fi at certain times during the night.

Policy Name	Minjilang Local Authority Funded Public WiFi
Publication Date:	
Council Decision (Reference):	
Local Authority Decision (Reference):	
Classification:	Governance Policy
Categorisation:	Governance
Review Frequency:	1 years
Review Date:	30/09/2026
Responsible Officer:	Chief Executive Officer
Version (Revision Number):	1.0

1. PURPOSE

This policy outlines a set of guiding principles for the operation and use of the Council's Local Authority funded public WiFi service in Minjilang.

2. SCOPE/INTENT

The intent of the Minjilang Local Authority funded public WiFi service is to provide a free internet source for community members and an alternate communication channel when the existing telecommunication service is unavailable particularly in the wet season.

3. DEFINITIONS

In the context of this policy the following definitions apply:

Council Member means an individual elected to Council, including the Mayor, Deputy Mayor and Councillors.

Employee means all employees of Council, whether employed on a permanent, fixed term or casual basis.

Minjilang Local Authority Member means an individual appointed by the Council via a formal resolution.

4. POLICY APPLICATION

1. Location of Free WiFi

The WiFi service is to be located at Council's Minjilang office and be accessible to anyone in the vicinity of the service.

2. Access Hours

The public WiFi is to be turned off from 10pm to 6am.

These access hours maybe reviewed and changed from time-to-time by the Minjilang Local Authority.

3. Restrictions on Use

Access to certain undesirable sites and applications (such as gambling, pornography and TikTok) will not be allowed in accordance with Council's own IT Policy and practices.

The Starlink service chosen by the Minjilang Local Authority may also limit the number of users able to successfully use the WiFi service at any one time.

Any public disputes in connection with the WiFi service may result in the service being turned off for a period of time.

4. IT Maintenance

Once the WiFi equipment is installed the Council's IT Coordinator will assume responsibility for managing the equipment with on-site assistance from the Minjilang Community Services Manager (CSM).

Any future repairs or equipment replacements for this WiFi service will not be the financial responsibility of the Council.

5. Annual Review

An annual review and funding consideration by the Minjilang Local Authority for this public WiFi should occur before the annual Starlink service agreement expires to avoid an interrupted service.

5. ADMINISTRATION

The Minjilang CSM is responsible for ensuring this Policy is applied and kept up to date with assistance from the IT Coordinator and in consultation with the Minjilang Local Authority.

6. RELATED DOCUMENTS

Legislation and References

Local Government Act 2019
Local Government (General) Regulations 2021
Work Health and Safety (National Uniform Legislation) Act 2011

Policies

Code of Conduct (Council, Local Authority and Council Committee Members)
Code of Conduct (Employees)
IT Policy
Workplace Health and Safety Policy

Procedures

Instructions, tools, guidelines, forms, and templates

WEST ARNHEM REGIONAL COUNCIL

FOR THE MEETING 5 MARCH 2026

Agenda Reference:	**10.7**
Title:	**Community Benefit Fund**
Author:	**Clem Beard, Project Manager**

SUMMARY

This report is to collate and prioritise a list of community assets nominated by the Local Authority members for potential infrastructure improvements and asset purchases when grant funding opportunities arise.

RECOMMENDATION

THAT THE LOCAL AUTHORITY:

1. Receives and notes the report titled *Community Benefit Fund*; and
2. Prioritises a list of projects from the Local Authority members for the Administration to pursue future grant applications.

BACKGROUND

The Community Benefit Fund (CBF) receives funds from a levy on electronic gaming machines in licensed hotels. Major community grants provide funding to provide services, leisure activities and opportunities to Territorians.

All applications that meet the eligibility criteria will be considered.

If your application meets the priorities below, it will be given preference when considered.

The priorities are:

Priority 1

Applications for infrastructure improvements or asset purchases that can demonstrate an ongoing community benefit beyond the period of funding.

Priority 2

Applications that support the growth of the NT and:

Provide multi-level stimulus through the outcome of the grant and also use local suppliers and contractors in the process of completing the grant.

COMMENT

The Major Community Grant opportunity opens biannually, with funding from **$15,001 to $250,000**. The next available funding round opens 1 July and closes 31 August 2026.

The most recent successful application works awarded to West Arnhem Regional Council (WARC) was the Revitalization/Upgrade of the Jabiru Library completed in 2025.

Recommendations put forward in the past for community upgrades focusing on enhancing community participation, health, and wellbeing include:

- Earthworks - Resurfacing Ovals
- Upgrading/installing reticulation to grounds

- Removing potentially dangerous/at risk trees in all community public areas.
- Upgrading existing ablution facilities across the region
- Providing additional drinking water fountain locations
- Upgrading existing playgrounds/shades/surfaces

The Local Authority's have the opportunity to give feedback to Council on what projects they may wish to be considered for this and other any future grant funding opportunities.

LEGISLATION AND POLICY

Per Local Government Act (2019).
WARC internal policies for all facets of Infrastructure improvements/acquisitions.

FINANCIAL IMPLICATIONS

In kind support can be considered as part of application process:

- Internal Wages
- Admin Fees
- Project Management Fees

STRATEGIC IMPLICATIONS

This report is aligned to the following pillars and goals of the *Regional Plan and Budget*:

PILLAR 1 PARTNERSHIPS, RELATIONSHIPS AND BELONGING

Investing in relationships and partnerships at all levels supports and strengthens community and belonging. We prioritise the value of partnerships and relationships as a key determinant of a happy, strong and thriving community.

Goal 1.1 Community Engagement

Seek out and support diverse perspectives and collaborations with community, community leaders, businesses, agencies and local service providers to enhance community life.

Goal 1.2 Economic Partnerships

Secure increased income opportunities (grants and commercial) that create employment and/or improve community life.

Goal 1.4 Community Events

Deliver cultural, civic and sporting events which engage and unite the community.

Goal 1.6 Youth Engagement

Deliver diverse, targeted programs and events which actively empower and engage young people as valuable partners in decision-making which effects them.

ATTACHMENTS

Nil

WEST ARNHEM REGIONAL COUNCIL

FOR THE MEETING 5 MARCH 2026

Agenda Reference:	**11.1**
Title:	**Local Authority Member Questions with or without Notice**
Author:	**Debbie Branson, Governance Advisor**

SUMMARY

The purpose of this report is to give Local Authority Members a forum in which to table items they wish to be debated.

Local Authority Members are encouraged to raise any issues they wish to discuss during the meeting.

RECOMMENDATION

THAT THE LOCAL AUTHORITY recorded for action the following questions from Members.

ATTACHMENTS

Nil

12 NEXT MEETING

13 MEETING DECLARED CLOSED