



WEST ARNHEM REGIONAL COUNCIL AGENDA

**GUNBALANYA LOCAL AUTHORITY
WEDNESDAY, 14 MAY 2025**



WEST ARNHAM REGIONAL COUNCIL

Notice is hereby given that a Local Authority Meeting of the West Arnhem Regional Council will be held in Gunbalanya on Wednesday 14 May 2025 at 10:00 am.

Katharine Clare Murray
Chief Executive Officer

Code of Conduct: The Local Government Act 2019

As stipulated in Schedule 1 of the Act, the Code of Conduct for Members is as follows:

1. *Honesty and Integrity:* A member must act honestly and with integrity in performing official functions.
2. *Care and diligence:* A member must act with reasonable care and diligence in performing official functions.
3. *Courtesy:* A member must act with courtesy towards other members, council staff, electors and members of the public.
4. *Prohibition on bullying:* A member must not bully another person in the course of performing official functions.
5. *Conduct towards Council staff:* A member must not direct, reprimand, or interfere in the management of, council staff.
6. *Respect for cultural diversity and culture:* A member must respect cultural diversity and must not therefore discriminate against others, or the opinions of others, on the ground of their cultural background.
A member must act with respect for cultural beliefs and practices in relation to other members, council staff, electors and members of the public.
7. *Conflict of interest:* A member must avoid any conflict of interest, whether actual or perceived, when undertaking official functions and responsibilities.
If a conflict of interest exists, the member must comply with any statutory obligations of disclosure.
8. *Respect for confidences:* A member must respect the confidentiality of information obtained in confidence in the member's official capacity.
A member must not make improper use of confidential information obtained in an official capacity to gain a private benefit or to cause harm to another.
9. *Gifts:* Members must not solicit, encourage or accept gifts or private benefits from any person who might have an interest in obtaining a benefit from the council.
A member must not accept a gift from a person that is given in relation to the person's interest in obtaining a benefit from the council.'
10. *Accountability:* A member must be prepared at all times to account for the member's performance as a member and the member's use of council resources.
11. *Interests of municipality, region or shire to be paramount:* A member must act in what the member genuinely believes to be the best interests of the municipality, region or shire.
In particular, a member must seek to ensure that the member's decisions and actions are based on an honest, reasonable and properly informed judgment about what best advances the best interests of the municipality, region or shire.
12. *Training:* A member must undertake relevant training in good faith.

TABLE OF CONTENTS

ITEM	SUBJECT	PAGE NO
1	ACKNOWLEDGEMENT OF COUNTRY AND OPENING OF MEETING.....	5
2	PERSONS PRESENT	6
3	APOLOGIES AND ABSENCES	6
3.1	Apologies, Leave of Absence and Absence Without Notice	6
4	ACCEPTANCE OF AGENDA	7
4.1	Acceptance of Agenda	7
5	DECLARATION OF INTEREST OF MEMBERS OR STAFF	8
5.1	Disclosure of Interest of Members or Staff.....	8
6	CONFIRMATION OF PREVIOUS MINUTES	9
6.1	Confirmation of Local Authority Meeting Minutes.....	9
7	DEPUTATIONS AND PRESENTATIONS	17
7.1	Presentations Gunbalanya Sports & Social Club.....	17
7.2	Presentations - Red Lily Health Board.....	18
7.3	Presentations - Department of Housing	19
7.4	Invited Guest - NT Police.....	20
8	ACTION REPORTS	21
8.1	Review of Action Items	21
8.2	By-Laws for Gunbalanya Community.....	23
8.3	Council Draft Regional Plan and Budget 2025-26	25
8.4	Finance Report for the month of February 2025	90
9	RECEIVE AND NOTE REPORTS	109
9.1	Incoming and Outgoing Correspondence	109
9.2	Human Resources Report as at 30 April 2025	113
9.3	CSM Operations Report on Current Council Services	116
9.4	Technical Services Gunbalanya Projects Report	122
9.5	Gunbalanya Cemetery Progress Report.....	125
10	LOCAL AUTHORITY MEMBER QUESTIONS WITH OR WITHOUT NOTICE	127

10.1 Local Authority Member Questions with or without Notice	127
11 NEXT MEETING	128

Acknowledgement of Country

West Arnhem Regional Council acknowledges the First Nations Custodians, and the many Language and Family groups who are Managers and Caretakers to each of their Traditional homelands and Waters across the West Arnhem Region Wards.

West Arnhem Regional Council pays its respects and acknowledges Elders, past, present and rising.

WEST ARNHEM REGIONAL COUNCIL

FOR THE MEETING 14 MAY 2025

Agenda Reference:	3.1
Title:	Apologies, Leave of Absence and Absence Without Notice
Author:	Jasmine Mortimore, Governance Advisor

SUMMARY

This report is to table, for the Gunbalanya Local Authority record, any apologies, and requests for leave of absence received from Authority members, as well as record any absence without notice for the meeting held on 14 May 2025.

RECOMMENDATION

THAT THE LOCAL AUTHORITY:

1. Notes the absence of ...
2. Notes the apology received from
3. Determines ... are absent with permission of the Authority
4. Determines ... are absent without permission of the Authority.

COMMENT

Local Authorities can choose to accept the apologies or requests for leave of absence as presented, or not accept them. Apologies or requests for leave of absence that are not accepted by the Local Authority will be recorded as absent without notice.

LEGISLATION AND POLICY

Clauses 7.1(f) and 9 *Guideline 1: Local Authorities 2021*

Council's Scheduling and Conduct of Meetings (Elected, Local Authority and Council Committee Members) Policy.

STRATEGIC IMPLICATIONS

This report is aligned to the following pillars and goals in the *Regional Plan and Budget*:

PILLAR 6 FOUNDATIONS OF GOVERNANCE

Integrity is at the heart of everything we do. We are leaders of best practice and excellence in governance, advocacy, consultation and administration. Our processes, procedures and policies are ethical and transparent.

Goal 6.3 Council and Local Authorities

Excellence in governance, consultation administration and representation

ATTACHMENTS

Nil

WEST ARNHEM REGIONAL COUNCIL

FOR THE MEETING 14 MAY 2025

Agenda Reference:	4.1
Title:	Acceptance of Agenda
Author:	Jasmine Mortimore, Governance Advisor

SUMMARY

Agenda papers are presented for acceptance at the Gunbalanya Local Authority meeting held on 14 May 2025.

RECOMMENDATION

THAT THE LOCAL AUTHORITY accept the agenda papers as circulated for the Gunbalanya Local Authority meeting held on 14 May 2025.

LEGISLATION AND POLICY

Section 92(1) *Local Government Act 2019*.

Council's Scheduling and Conduct of Meetings (Elected, Local Authority and Council Committee Members) Policy.

STRATEGIC IMPLICATIONS

This report is aligned to the following pillars and goals in the *Regional Plan and Budget*:

PILLAR 6 FOUNDATIONS OF GOVERNANCE

Integrity is at the heart of everything we do. We are leaders of best practice and excellence in governance, advocacy, consultation and administration. Our processes, procedures and policies are ethical and transparent.

Goal 6.3 Council and Local Authorities

Excellence in governance, consultation administration and representation

Goal 6.5 Planning and Reporting

Robust planning and reporting that supports Council's decision-making processes

ATTACHMENTS

Nil

WEST ARNHEM REGIONAL COUNCIL

FOR THE MEETING 14 MAY 2025

Agenda Reference:	5.1
Title:	Disclosure of Interest of Members or Staff
Author:	Jasmine Mortimore, Governance Advisor

SUMMARY

Local Authority Members are required to disclose an interest in a matter under consideration at the Local Authority meeting:

- 1) In the case of a matter featured in an officer's report or written agenda item by disclosing the interest to the meeting as soon as possible after the matter is raised.
- 2) In the case of a matter raised in a general debate or by any means other than the printed agenda of the Council meeting, disclosure as soon as possible after the matter is raised.

Under disclosure, the Member must abide by the decision of the Local Authority on whether they shall remain in the Chambers and/or take part in the vote on the issue. The Local Authority may elect to allow the Member to provide further and better particulars of the interest prior to requesting them to leave the Chambers.

Staff Members of the Council are required to disclose an interest in a matter at any time on which they are required to act or exercise their delegate authority in relation to the matter. Upon disclosure, the staff member is not to act or exercise their delegated authority unless Council expressly directs them to do so.

RECOMMENDATION

THAT THE LOCAL AUTHORITY received the declarations of interest as listed for the Gunbalanya Local Authority meeting held on 14 May 2025.

LEGISLATION AND POLICY

Section 114 (Elected Members) *Local Government Act 2019*

Section 179 (staff members) *Local Government Act 2019*

Council's Scheduling and Conduct of Meetings (Elected, Local Authority and Council Committee Members) Policy.

STRATEGIC IMPLICATIONS

This report is aligned to the following pillars and goals in the *Regional Plan and Budget*:

PILLAR 6 FOUNDATIONS OF GOVERNANCE

Integrity is at the heart of everything we do. We are leaders of best practice and excellence in governance, advocacy, consultation and administration. Our processes, procedures and policies are ethical and transparent.

Goal 6.4 Risk Management

The monitoring and minimisation of risks associated with the operations of Council.

ATTACHMENTS

Nil

WEST ARNHEM REGIONAL COUNCIL

FOR THE MEETING 14 MAY 2025

Agenda Reference:	6.1
Title:	Confirmation of Local Authority Meeting Minutes
Author:	Jasmine Mortimore, Governance Advisor

SUMMARY

Unconfirmed minutes from the 12 March 2025 Gunbalanya Local Authority meeting are submitted to the Local Authority for confirmation that the minutes are a true and correct record of the meeting.

RECOMMENDATION

THAT THE LOCAL AUTHORITY adopted the minutes of the 12 March 2025 Gunbalanya Local Authority as a true and correct record.

LEGISLATION AND POLICY

Sections 101(4) and 101(5) of the *Local Government Act 2019*.

Clause 13.1 *Guideline 1: Local Authorities 2021*.

Council's Scheduling and Conduct of Meetings (Elected, Local Authority and Council Committee Members) Policy.

STRATEGIC IMPLICATIONS

This report is aligned to the following pillars and goals of the *Regional Plan and Budget*:

PILLAR 6 FOUNDATIONS OF GOVERNANCE

Integrity is at the heart of everything we do. We are leaders of best practice and excellence in governance, advocacy, consultation and administration. Our processes, procedures and policies are ethical and transparent.

Goal 6.3 Council and Local Authorities

Excellence in governance, consultation administration and representation.

ATTACHMENTS

1. 2025.03.12 Gunbalanya Local Authority Minutes - Unconfirmed [6.1.1 - 7 pages]



Minutes of the West Arnhem Regional Council Gunbalanya Local Authority
Wednesday, 12 March 2025 at 10:00 am
Gunbalanya Council Chambers

1 ACKNOWLEDGEMENT OF COUNTRY AND OPENING OF MEETING

Chairperson Garnarradj declared the meeting open at 10:05 am, welcomed all in attendance and did an Acknowledgement of Country.

2 PERSONS PRESENT

APPOINTED MEMBERS PRESENT

Chairperson	Andy Garnarradj
Member	Henry Yates
Member	Evonne Gumurdul
Member	Connie Nayinggul
Member	Maxwell Garnarradj
Member	Kenneth Mangiru
Member	Grant Nayinggul

ELECTED MEMBERS PRESENT

Mayor	James Woods
Deputy Mayor	Elizabeth Williams
Councillor	Otto Dann
Councillor	Tamar Nawirridj

STAFF PRESENT

Interim Chief Executive Officer	Ben Waugh
Director of Community and Council Services	Fiona Ainsworth
Director of Finance	Jocelyn Nathanael-Walters
Governance Advisor	Jasmine Mortimore
Council Services Manager	Vicki Mccoy
Manager Technical Services	Kylie Gregson
Executive Assistant to Mayor and CEO	Gina Carrascaloa (via video)
Project Manager	Clem Beard
Senior Council Services Manager	Rick Mitchell

3 APOLOGIES AND ABSENCES

Agenda Reference:	3.1
Title:	Apologies, Leave of Absence and Absence Without Notice
Author:	Jasmine Mortimore, Governance Advisor

The Local Authority considered a report on Apologies, Leave of Absence and Absence Without Notice.

GUN5/2025 RESOLVED:

On the motion of Member Yates

Seconded Member Mangiru

THAT THE LOCAL AUTHORITY:

1. Notes the absence of Nicodemus Nayilibidj, Cr Tamar Nawirridj, Cr Donna Nadjamerrek;
2. Notes the apology received from Nicodemus Nayilibidj and Cr Donna Nadjamerrek; and
3. Determines Nicodemus Nayilibidj and Cr Donna Nadjamerrek are absent with permission of the Authority.

CARRIED

4 ACCEPTANCE OF AGENDA

Agenda Reference:	4.1
Title:	Acceptance of Agenda
Author:	Jasmine Mortimore, Governance Advisor

The Local Authority considered a report on Acceptance of Agenda.

GUN6/2025 RESOLVED:

On the motion of Mayor Woods

Seconded Chairperson Garnarradj

THAT THE LOCAL AUTHORITY accepts the agenda papers as circulated for the Gunbalanya Local Authority meeting held on 12 March 2025.

CARRIED

5 DECLARATION OF INTEREST OF MEMBERS OR STAFF

Agenda Reference:	5.1
Title:	Disclosure of Interest of Members or Staff
Author:	Jasmine Mortimore, Governance Advisor

The Local Authority considered a report on Disclosure of Interest of Members or Staff.

GUN7/2025 RESOLVED:

On the motion of Chairperson Garnarradj

Seconded Member Mangiru

THAT THE LOCAL AUTHORITY received no declarations of interest as listed for the Gunbalanya Local Authority meeting held on 12 March 2025.

CARRIED

6 CONFIRMATION OF PREVIOUS MINUTES

Agenda Reference:	6.1
Title:	Confirmation of Local Authority Meeting Minutes
Author:	Jasmine Mortimore, Governance Advisor

Cr Nawirridj joined the meeting at 10:31am.

The Local Authority considered a report on Confirmation of Local Authority Meeting Minutes.

GUN8/2025 RESOLVED:

On the motion of Mayor Woods

Seconded Chairperson Garnarradj

THAT THE LOCAL AUTHORITY adopted the minutes of the 27 November 2024 Gunbalanya Local Authority as a true and correct record.

CARRIED

Agenda Reference:	6.2
Title:	Confirmation of Special Local Authority Meeting Minutes
Author:	Jasmine Mortimore, Governance Advisor

The Council considered a report on Confirmation of Special Local Authority Meeting Minutes.

GUN9/2025 RESOLVED:

On the motion of Chairperson Garnarradj

Seconded Member C Nayinggul

THAT THE LOCAL AUTHORITY adopted the minutes of the 5 February 2025 Special Gunbalanya Local Authority as a true and correct record with amendments that meeting was held via video conference.

CARRIED

7 DEPUTATIONS AND PRESENTATIONS

Agenda Reference:	7.1
Title:	Presentations and Visitors - Adjumarllarl Aboriginal Corporation
Author:	Jasmine Mortimore, Governance Advisor

Adjumarllarl Aboriginal Corporation were unable to attend the meeting.

The Local Authority deferred a report on Presentations and Visitors - Adjumarllarl Aboriginal Corporation.

Agenda Reference:	7.2
Title:	Presentation - National Library of Australia
Author:	Jasmine Mortimore, Governance Advisor

Meeting took a break at 11:12am and recommenced at 11:35am

Member Yates rejoined the meeting at 11:46am

The Local Authority considered a report on Presentation - National Library of Australia.

GUN11/2025 RESOLVED:

On the motion of Cr Nawirridj

Seconded Member G Nayinggul

THAT THE LOCAL AUTHORITY notes the presentations on Update on Papers of Sue Kesteven by the National Libraries of Australia.

CARRIED

Agenda Reference:	7.3
Title:	Presentations and Visitors - Department of Housing
Author:	Jasmine Mortimore, Governance Advisor

The Local Authority considered a report on Presentations and Visitors - Department of Housing.

GUN10/2025 RESOLVED:

**On the motion of Chairperson Garnarradj
Seconded Member Yates**

THAT THE LOCAL AUTHORITY

1. Notes the discussions on Housing Modification in Gunbalanya by the Department of Housing, Local Government and Community Development; and
2. Request Department of Housing attend next Local Authority meeting scheduled in May 2025 to continue discussions.

CARRIED

Agenda Reference:	7.4
Title:	Invited Guest - NT Police
Author:	Jasmine Mortimore, Governance Advisor

The Local Authority considered a report on Invited Guest - NT Police.

GUN13/2025 RESOLVED:

**On the motion of Member C Nayinggul
Seconded Member Mangiru**

THAT THE LOCAL AUTHORITY

1. Notes the update on Law and Order by the NT Police; and
2. Thanks Rachel and Rick from the NT Police.

CARRIED

Agenda Reference:	7.5
Title:	Presentations and Visitors - DEMED Aboriginal Corporation
Author:	Jasmine Mortimore, Governance Advisor

The Local Authority considered a report on Presentations and Visitors - DEMED Aboriginal Corporation.

GUN14/2025 RESOLVED:

**On the motion of Cr Nawirridj
Seconded Member Yates**

THAT THE LOCAL AUTHORITY

1. Notes the discussions with DEMED Aboriginal Corporation; and
2. Thanks Martin Corrie from DEMED Aboriginal Corporation.

CARRIED

8 ACTION REPORTS

Agenda Reference:	8.1
Title:	Finance Report to December 2024
Author:	Jocelyn Nathanael-Walters, Director of Finance

Meeting broke at 12:06pm and recommenced at 12:38pm

The Local Authority considered a report on Finance Report to December 2024.

GUN12/2025 RESOLVED:

**On the motion of Chairperson Garnarradj
Seconded Member Gumurdul**

THAT THE LOCAL AUTHORITY receive and note the report titled *Finance Report to December 2024*.

CARRIED

Agenda Reference:	8.2
Title:	Review of Action Items
Author:	Jasmine Mortimore, Governance Advisor

The Local Authority considered a report on Review of Action Items.

GUN15/2025 RESOLVED:

On the motion of Chairperson Garnarradj

Seconded Member Yates

THAT THE LOCAL AUTHORITY:

1. Receive and note the report titled *Review of Action Items*;
2. Review the outstanding action items and give approval for completed items to be removed from the register, including item 1; and
3. Gunbalanya Council Services Manager to liaise directly with tenant in regards to identifying tree to close off item 5.

CARRIED

Agenda Reference:	8.3
Title:	Proposal to Develop By-Laws for Gunbalanya Community
Author:	Ben Heaslip, Information Advisor

The Local Authority considered a report on Proposal to Develop By-Laws for Gunbalanya Community.

GUN22/2025 RESOLVED:

On the motion of Member Yates

Seconded Cr Nawirridj

THAT THE LOCAL AUTHORITY:

1. Receive and note the report titled *Proposal to Develop By-Laws for Gunbalanya Community*; and
2. Approve administration to bring back further information and templates to developing by-laws.

CARRIED

Agenda Reference:	8.4
Title:	Council Draft Regional Plan and Budget 2025-26
Author:	Jocelyn Nathanael-Walters, Director of Finance

The Local Authority considered a report on Council Draft Regional Plan and Budget 2025-26.

GUN16/2025 RESOLVED:

On the motion of Member C Nayinggul

Seconded Member Mangiru

THAT THE LOCAL AUTHORITY

1. Receives and notes the report titled *Council Draft Regional Plan and Budget 2025-26*; and
2. Request Draft Regional Plan and Budget 2025 - 26 be included in the agenda for the next Local Authority Meeting.

CARRIED

9 RECEIVE AND NOTE REPORTS

Agenda Reference:	9.1
Title:	Incoming and Outgoing Correspondence
Author:	Jasmine Mortimore, Governance Advisor

The Local Authority considered a report on Incoming and Outgoing Correspondence.

GUN17/2025 RESOLVED:
On the motion of Cr Nawirridj
Seconded Member Gumurdul

THAT THE LOCAL AUTHORITY receives and note the attached items of incoming and outgoing correspondence.

CARRIED

Agenda Reference:	9.2
Title:	2023-2024 Annual Report
Author:	Jasmine Mortimore, Governance Advisor

The Local Authority considered a report on 2023-2024 Annual Report.

GUN18/2025 RESOLVED:
On the motion of Member Mangiru
Seconded Cr Nawirridj

THAT THE LOCAL AUTHORITY receive and note the report titled *2023-2024 Annual Report*.

CARRIED

Agenda Reference:	9.3
Title:	Gunbalanya Cemetery Progress Report
Author:	Sara Fitzgerald, Waste and Resource Coordinator

The Local Authority considered a report on Gunbalanya Cemetery Progress Report.

GUN21/2025 RESOLVED:
On the motion of Member G Nayinggul
Seconded Member Gumurdul

THAT THE LOCAL AUTHORITY receive and note the report titled *Gunbalanya Cemetery Progress Report*.

CARRIED

Agenda Reference:	9.4
Title:	CSM Operations Report on Current Council Services
Author:	Vicki McCoy, Council Services Manager, Gunbalanya

The Local Authority considered a report on CSM Operations Report on Current Council Services.

GUN19/2025 RESOLVED:
On the motion of Chairperson Garnarradj
Seconded Member Mangiru

THAT THE LOCAL AUTHORITY receive and note the report titled *CSM Operations Report on Current Council Services*.

CARRIED

Agenda Reference:	9.5
Title:	Technical Services Gunbalanya Projects Report
Author:	Clem Beard, Project Manager

The Local Authority considered a report on Technical Services Gunbalanya Projects Report.

GUN20/2025 RESOLVED:
On the motion of Cr Nawirridj
Seconded Member Gumurdul

THAT LOCAL AUTHORITY

1. Receives and notes the report titled *Technical Services Gunbalanya Projects Report*; and
2. Investigate 2x fire pits for the billabong hard structures.

CARRIED

10 LOCAL AUTHORITY MEMBER QUESTIONS WITH OR WITHOUT NOTICE

Agenda Reference:	10.1
Title:	Local Authority Member Questions with or without Notice
Author:	Jasmine Mortimore, Governance Advisor

The Local Authority considered a report on Local Authority Member Questions with or without Notice.

GUN23/2025 RESOLVED:
On the motion of Chairperson Garnarradj
Seconded Member G Nayinggul

THAT THE LOCAL AUTHORITY recorded no actions or questions from Members.

CARRIED

11 TRAINING WITH THE LOCAL GOVERNMENT UNIT

Agenda Reference:	11.1
Title:	Local Authority Roles and Responsibility Training
Author:	Jasmine Mortimore, Governance Advisor

Training with the Local Government Unit was deferred to the next scheduled Local Authority Meeting.

12 NEXT MEETING

The next meeting is scheduled to take place on Wednesday, 14 May 2025.

13 MEETING DECLARED CLOSED

Chairperson Garnarradj declared the meeting closed at 3:00 pm.

This page and the preceding pages are the minutes of the Gunbalanya Local Authority Meeting held on Wednesday, 12 March 2025.

[Click here](#) to view the agenda for the Gunbalanya Local Authority Meeting held on Wednesday, 12 March 2025.

WEST ARNHEM REGIONAL COUNCIL

FOR THE MEETING 14 MAY 2025

Agenda Reference:	7.1
Title:	Presentations Gunbalanya Sports & Social Club
Author:	Jasmine Mortimore, Governance Advisor

SUMMARY

The purpose of this report is to provide Gunbalanya Local Authority with a list of presentations to be made by various stakeholders of the West Arnhem Regional Council.

RECOMMENDATION

THAT THE LOCAL AUTHORITY notes the discussions by Gunbalanya Sports & Social Club.

BACKGROUND

At various times, the Authority requests that presentations be made so that issues can be raised and information shared.

COMMENT

The following visitors/presentations will attend today's meeting.

Gunbalanya Local Authority Meeting – Presentations / Visitors				
Topic	Time	Presenter/Visitor	Organisation	Invited by
Discussions	11am	John Hansman (Manager/Nominee)	Gunbalanya Sports & Social club	Local authority

STRATEGIC IMPLICATIONS

This report is aligned to the following pillars and goals of the *Regional Plan and Budget*:

PILLAR 1 PARTNERSHIPS, RELATIONSHIPS AND BELONGING

Investing in relationships and partnerships at all levels supports and strengthens community and belonging. We prioritise the value of partnerships and relationships as a key determinant of a happy, strong and thriving community.

Goal 1.1 Community Engagement

Seek out and support diverse perspectives and collaborations with community, community leaders, businesses, agencies and local service providers to enhance community life.

ATTACHMENTS

Nil

WEST ARNHem REGIONAL COUNCIL

FOR THE MEETING 14 MAY 2025

Agenda Reference:	7.2
Title:	Presentations - Red Lily Health Board
Author:	Jasmine Mortimore, Governance Advisor

SUMMARY

The purpose of this report is to provide Gunbalanya Local Authority with a list of presentations to be made by various stakeholders of the West Arnhem Regional Council.

RECOMMENDATION

THAT THE LOCAL AUTHORITY notes the presentations on update on services by Red Lily Health Board.

BACKGROUND

At various times, the Authority requests that presentations be made so that issues can be raised and information shared.

COMMENT

The following visitors/presentations will attend today's meeting.

Gunbalanya Local Authority Meeting – Presentations / Visitors				
Topic	Time	Presenter/Visitor	Organisation	Invited by
Update on services	11:30AM	Steve Hayes	Red Lily Health Board	At their request to attend

STRATEGIC IMPLICATIONS

This report is aligned to the following pillars and goals of the *Regional Plan and Budget*:

PILLAR 1 PARTNERSHIPS, RELATIONSHIPS AND BELONGING

Investing in relationships and partnerships at all levels supports and strengthens community and belonging. We prioritise the value of partnerships and relationships as a key determinant of a happy, strong and thriving community.

Goal 1.1 Community Engagement

Seek out and support diverse perspectives and collaborations with community, community leaders, businesses, agencies and local service providers to enhance community life.

ATTACHMENTS

Nil

WEST ARNHem REGIONAL COUNCIL

FOR THE MEETING 14 MAY 2025

Agenda Reference:	7.3
Title:	Presentations - Department of Housing
Author:	Jasmine Mortimore, Governance Advisor

SUMMARY

The purpose of this report is to provide Gunbalanya Local Authority with a list of presentations to be made by various stakeholders of the West Arnhem Regional Council.

RECOMMENDATION

THAT THE LOCAL AUTHORITY notes the presentations on Housing matters by Department of Housing.

BACKGROUND

At various times, the Authority requests that presentations be made so that issues can be raised and information shared.

COMMENT

The following visitors/presentations will attend today's meeting.

Gunbalanya Local Authority Meeting – Presentations / Visitors				
Topic	Time	Presenter/Visitor	Organisation	Invited by
Housing matters	12:30pm	Liam (Acting Senior Officer) & Kiarna - (Tenancy Contract Officer – Gunbalanya)	Department of Housing	Local Authority

STRATEGIC IMPLICATIONS

This report is aligned to the following pillars and goals of the *Regional Plan and Budget*:

PILLAR 1 PARTNERSHIPS, RELATIONSHIPS AND BELONGING

Investing in relationships and partnerships at all levels supports and strengthens community and belonging. We prioritise the value of partnerships and relationships as a key determinant of a happy, strong and thriving community.

Goal 1.1 Community Engagement

Seek out and support diverse perspectives and collaborations with community, community leaders, businesses, agencies and local service providers to enhance community life.

ATTACHMENTS

Nil

WEST ARNHEM REGIONAL COUNCIL

FOR THE MEETING 14 MAY 2025

Agenda Reference:	7.4
Title:	Invited Guest - NT Police
Author:	Gina Carrascalao, Executive Assistant to Mayor and CEO

SUMMARY

The purpose of this report is for the NT Police and Local Authorities to discuss issues and concerns in their communities. These discussions are supported by the MoU between West Arnhem Regional Council and the NT Police.

RECOMMENDATION

THAT THE LOCAL AUTHORITY noted the update on Law and Order by the NT Police.

BACKGROUND

At various times, the Authority requests that presentations be made so that issues can be raised and information shared.

STRATEGIC IMPLICATIONS

This report is aligned to the following pillars and goals of the *Regional Plan and Budget*:

PILLAR 1 PARTNERSHIPS, RELATIONSHIPS AND BELONGING

Investing in relationships and partnerships at all levels supports and strengthens community and belonging. We prioritise the value of partnerships and relationships as a key determinant of a happy, strong and thriving community.

Goal 1.1 Community Engagement

Seek out and support diverse perspectives and collaborations with community, community leaders, businesses, agencies and local service providers to enhance community life.

ATTACHMENTS

Nil

WEST ARNHEM REGIONAL COUNCIL

FOR THE MEETING 14 MAY 2025

Agenda Reference:	8.1
Title:	Review of Action Items
Author:	Jasmine Mortimore, Governance Advisor

SUMMARY

This report is submitted for Gunbalanya Local Authority to review and discuss the progress on outstanding action items from meetings.

RECOMMENDATION

THAT THE LOCAL AUTHORITY:

1. Receive and note the report titled *Review of Action Items*; and
2. Review the outstanding action items and give approval for completed items to be removed from the register.

BACKGROUND

Action items arise out of resolutions of the Local Authority or questions asked by Members. The attached register provides the current status of the action items as provided by the administration. The administration recommends items as complete but it is for the Local Authority to determine whether the item remains active or is complete and can be removed.

COMMENT

The actions that Local Authority resolves to occur are to be acted upon by the administration. This report enables Local Authority to progressively discuss and acknowledge the status of items.

STRATEGIC IMPLICATIONS

This report is aligned to the following pillars and goals in the *Regional Plan and Budget*:

PILLAR 6 FOUNDATIONS OF GOVERNANCE

Integrity is at the heart of everything we do. We are leaders of best practice and excellence in governance, advocacy, consultation and administration. Our processes, procedures and policies are ethical and transparent.

Goal 6.3 Council and Local Authorities

Excellence in governance, consultation administration and representation.

ATTACHMENTS

1. Gunbalanya Action Items [8.1.1 - 1 page]

Item	Status	Action Required	Assignee/s	Action Taken
1	In Progress	GUN55/2024 RESOLVED: Investigate upgrades to the Basketball court, including fixing or replacing toilets, change rooms, water fountain and fence.	Clem Beard, Kylie Gregson	19/02/2025 Jasmine Mortimore Investigation are ongoing for the upgrades to the Basketball courts located near the school. As part of the 2025 federal election process, West Arnhem Regional Council has submitted a bid to the Labor candidate for Lingjari for \$3 million upgrades on the Youth Centre and facilities. 24/02/2025 Jasmine Mortimore Adjumarllarl Manager as confirmed attendance at meeting on 12.03.2025 to discuss item with the Local Authority. 07/05/2025 Jasmine Mortimore Reached out to Adjumarllarl Manager via email on 24 March 2025 and then again on 1 May 2025 with no response. On 7 May 2025 called the local representative and left a message.
2	In Progress	GUN55/2024 RESOLVED: Investigate Awning for shop car park	Clem Beard, Kylie Gregson	24/02/2025 Jasmine Mortimore Adjumarllarl Manager as confirmed attendance at meeting on 12.03.2025 to discuss item with the Local Authority. 07/05/2025 Jasmine Mortimore Reached out to Adjumarllarl Manager via email on 24 March 2025 and then again on 1 May 2025 with no response. On 7 May 2025 called the local representative and left a message.
3	In Progress	GUN10/2025 RESOLVED: Request Department of Housing attend next Local Authority meeting scheduled in May 2025 to continue discussions.	Jasmine Mortimore	07/05/2025 Jasmine Mortimore Liam Bentley, Senior Housing Officer and Kiarna, Tenancy Contracts Officer have confirmed they will be attending the meeting scheduled for 14 May 2025.
4	In Progress	GUN20/2025 RESOLVED: Investigate 2x fire pits for the billabong hard structures.	Clem Beard	28/04/2025 Clem Beard Fire Pits have been ordered, and fabrication is in progress. Contractor to install when access road is reopened from Wet Season rains.
5	Recommend Complete	GUN4/2025 RESOLVED: Request letter to sent to the Department of Health, Department of Logistics and Infrastructure and Department of Chief Minister and Cabinet to discuss concerns with delays in tender for new Gunbalanya Health Clinic building and request these departments meet with the Red Lily Health Board and Local Authority Members.	Fiona Ainsworth, Jasmine Mortimore	06/03/2025 Jasmine Mortimore Letter has been drafted and is awaiting approval before sending to relevant Departments. 24/03/2025 Jasmine Mortimore Letter sent on 6 March 2025, we are now awaiting a response. 07/05/2025 Gina Carrascalao Response letter received on 23 April 2025 refer to incoming and outgoing correspondence report for more information.

WEST ARNHEM REGIONAL COUNCIL

FOR THE MEETING 14 MAY 2025

Agenda Reference:	8.2
Title:	By-Laws for Gunbalanya Community
Author:	Ben Heaslip, Information Advisor

SUMMARY

This report provides a summary of by-laws that may be relevant to Gunbalanya, and seeks advice from the Local Authority on whether they would like to pursue some of these by-laws for the community.

RECOMMENDATION

THAT THE LOCAL AUTHORITY:

1. Receive and note the report titled *By-Laws for Gunbalanya Community*; and
2. Provide feedback on the by-laws listed in this report; and
3. Approve/Do not approve the Administration to continue the process of developing by-laws by preparing a draft for community consultation and discussion.

BACKGROUND

A report was presented to the March Local Authority meeting on the possibility of developing by-laws for the Gunbalanya community. Members asked the Administration to provide a summary of other by-laws that may be relevant to Gunbalanya.

COMMENT

Council has the authority to make by-laws under the Local Government Act and these by-laws give Council the authority to enforce laws that the community wants. They can only be in certain areas that local councils are responsible for, such as animal management, certain road rules, and waste management. They can't override Territory or Australian law. Enforcement of by-laws can be challenging for the Administration and Community and creating by-laws requires community discussion and consultation.

A summary of possible by-laws is listed in the attachment.

LEGISLATION AND POLICY

The *Local Government Act* (s278)

FINANCIAL IMPLICATIONS

Not Applicable

STRATEGIC IMPLICATIONS

This report is aligned to the following pillars and goals of the *Regional Plan and Budget*:

PILLAR 6 FOUNDATIONS OF GOVERNANCE

Integrity is at the heart of everything we do. We are leaders of best practice and excellence in governance, advocacy, consultation and administration. Our processes, procedures and policies are ethical and transparent.

Goal 6.3 Council and Local Authorities

Excellence in governance, consultation administration and representation.

ATTACHMENTS

1. Community By- Laws 22.04.2025 [**8.2.1** - 1 page]



Community By-Laws

Animal management

- All dogs must be registered (this can be free or there can be a charge)
- All dogs must have a collar and tag to identify them and show they are registered. Other conditions of registration can be determined by Council
- A maximum number of dogs (usually 2) can be kept in each household unless authorised by Council
- Dangerous dogs must be contained in a secure location at all times
- Diseased dogs may be destroyed
- Dogs which are a threat to safety may be seized or destroyed
- Dogs are prohibited in certain public places or must be on a leash in certain public places. These public places can be determined by Council

Parking

- 'No Parking' places or places where you can only park at certain times can be determined by Council. This might include stopping contractors from using public space as lay-down areas, or stopping people from driving or parking in certain areas.

Rubbish

- A person must not leave, throw, or put rubbish in a public place unless it is in a bin

Commercial Waste

- Commercial waste can only be placed in the Waste Management Facility and people must comply with the conditions of use at the Facility

Overhanging Vegetation

- Vegetation must not interfere with public places

Vehicles

- Abandoned vehicles can be removed from a public place (Council already has the power to do this under Australian Road Rules)

Noise

- Noise is managed by the Environment Protection Authority and the Police

WEST ARNHEM REGIONAL COUNCIL

FOR THE MEETING 14 MAY 2025

Agenda Reference:	8.3
Title:	Council Draft Regional Plan and Budget 2025-26
Author:	Jocelyn Nathanael-Walters, Director of Finance

SUMMARY

The Council must adopt a Regional Plan for the new financial year and the Regional Plan must include, among other items, a budget and long-term financial plan. To develop the Regional Plan input from each of Council's communities is desirable.

RECOMMENDATION

THAT THE LOCAL AUTHORITY receives and note the report titled *Council Draft Regional Plan and Budget 2025-26*.

BACKGROUND

Annual Regional Plan

The Council must have an annual Regional Plan for its local government area in accordance with section 33 and 35 of the Local Government Act 2019 (Act). Included in the Regional Plan is an annual budget, long-term financial plan (LTFP) and other legislative prescribed items such as defined indicators for judging the standards of Council's performance.

Annual Budget

The Council is responsible for setting an annual budget (i.e. the financial parameters) and the CEO and Executive are to refer to that budget to manage and report the operations of the Council for the financial year. The Minister for Local Government's *Guideline5: Budgets* document provides the form in which the budget data is to be presented and section 201 of the Act outlines what must be contained in Council's budget.

Though the Council must have an approved annual budget for 2025-26 by 30 June 2025 the Act, in section 203, does allow the Council to adopt an amended budget(s) during the financial year.

NOTE, according to section 202 of the Act the Council must not budget for a deficit.

Long-Term Financial Plan

The Council is required to prepare and keep up to date a long-term financial plan (LTFP) that relates to at least 4 financial years (i.e. the current budget financial year [2025-26] plus 3 outer years [2026-27, 2027-28 and 2028-29]).

COMMENT

The Minister for Local Government's *Guideline 1: Local Authorities* (clause 11.2) requires once in each financial year a Local Authority meeting agenda to include:

- the council's proposed regional plan; and
- The council's budget for proposed projects for the local authority area for the next financial year.

It is recommended to develop a comprehensive 2025-26 Regional Plan (including budget and LTFP), and to comply with *Guideline 1: Local Authorities*, the draft Plan and budgets are presented and discussed at the Gunbalanya Local Authority meeting on 14 May 2025. Input from this LA meeting will then be incorporated for final Council approval, before 30 June 2025.

LEGISLATION AND POLICY

Local Government Act 2019

Guideline 1: Local Authorities

Guideline 5: Budgets

FINANCIAL IMPLICATIONS

The Council is responsible for managing its resources.

STRATEGIC IMPLICATIONS

This report is aligned to the following pillars and goals of the *Regional Plan and Budget*:

PILLAR 1 PARTNERSHIPS, RELATIONSHIPS AND BELONGING

Investing in relationships and partnerships at all levels supports and strengthens community and belonging. We prioritise the value of partnerships and relationships as a key determinant of a happy, strong and thriving community.

Goal 1.1 Community Engagement

Seek out and support diverse perspectives and collaborations with community, community leaders, businesses, agencies and local service providers to enhance community life.

PILLAR 6 FOUNDATIONS OF GOVERNANCE


Integrity is at the heart of everything we do. We are leaders of best practice and excellence in governance, advocacy, consultation and administration. Our processes, procedures and policies are ethical and transparent.

Goal 6.1 Financial Management

Provision of strong financial management and leadership which ensures long term sustainability and growth.

ATTACHMENTS

1. WARC 2025-26 REGIONAL PLAN - DRAFT [**8.3.1** - 50 pages]
2. Draft Budget 2025 - 26 and Long Term Financial Plan [**8.3.2** - 6 pages]
3. Schedule of Fees and Charges 2025-2026 [**8.3.3** - 7 pages]






Access to Regional Plan & Budget

The West Arnhem Regional Council Regional Plan 2025-26 is available on Council's website by visiting www.westarnhem.nt.gov.au and then clicking on Corporate Documents.

Copies are also available for public inspection at Council's public office as per section 33(3) of the *Local Government Act 2019*.



Acknowledgment of Country

West Arnhem Regional Council acknowledges the First Nations Custodians; and the many Language and Family groups who are Managers and Care-takers to each of their Traditional homelands and Waters across the West Arnhem Region's Wards. West Arnhem Regional Council pay their respects and acknowledge Elders, past present and rising.

Table of Contents

MAYOR & CEO WELCOME	4
OUR COUNCIL	6
Our Communities	7
Our Councillors	8
Our Council	9
Council Committees	10
Local Authorities	11
Organisational Structure	12
STRATEGIC PLAN	14
Strategic Plan Journey	15
Strategic Plan	16
Values	17
Our Services	18
Major Projects	21
Pillars Overview	22
Pillar 1 - Partnerships, Relationships and Belonging	23
Pillar 2 - Increased Local Indigenous Employment	28
Pillar 3 - Safety and Wellbeing	30
Pillar 4 - Service Delivery and Built Environment	34
Pillar 5 - Sustainability and Climate Action	38
Pillar 6 - Foundations of Governance	41
FRAMEWORK AND ASSESSMENTS	46
Assessment of Administrative and Regulatory Frameworks	47
Cooperative Arrangements	48
Assessment of Opportunities and Challenges	49
2025-26 BUDGET	
Long Term Financial Plan	52
Schedule of Fees and Charges	60

Aboriginal and Torres Strait Islander People should be aware that this publication may contain images and names of people who have since passed away.



Mayor & CEO Welcome

Welcome to the West Arnhem Regional Council (WARC) 2025-26 Regional Plan and Budget - a key governance document and a legislative requirement. It sets the direction for our Council in the year ahead, guiding our dedicated workforce and supporting our constituents who shape our vibrant region every day.

This Regional Plan and Budget has been developed in collaboration with Elected Members, Local Authorities, staff, and the voices of the West Arnhem region constituents. It outlines our key priorities - delivering strong services, upholding good governance and ensuring long-term financial stability.

We begin this new year with great enthusiasm and refreshed leadership following the appointment of Katharine as our new Chief Executive Officer. Additionally, we welcome a full Council, with the recent appointments of Councillor Tamar Nawirridj for the Gunbalanya Ward and Councillor Steven Nabalmarda for the Minjilang Ward. With 12 Aboriginal Elected Members, we take pride in our leadership's deep connection to community and remain committed to working together for a promising year ahead.

With fresh opportunities on the horizon, WARC is committed to building on past successes and shaping a thriving future. Our priorities remain firmly embedded in community needs, ensuring enhanced service delivery, economic sustainability and long-term stability.

In the year ahead, we are dedicated to working closely with our four Local Authorities and strengthening community-led decision-making. These Local

Authorities serve as a vital link between government and community, ensuring genuine representation and that decisions reflect the needs and aspirations of our people. We also acknowledge and thank every single Local Authority member for your invaluable contributions to this process.

For our dedicated workforce of 180 staff, this Plan emphasises building capability through training opportunities, fostering a strong workplace culture, and creating pathways for career growth. We are proud to support the ongoing learning and development of staff members currently completing their Trade Certificate in Civil Construction, and we look forward to the skills and experience they will bring to their roles. Investing in our workforce is key to delivering high-quality services and ensuring the overall prosperity of our organisation. Additionally, we anticipate positive outcomes through our Enterprise Agreement - the first one for Council. This agreement enhances employment conditions, demonstrating our commitment to valuing and investing in our people.

In 2025-26, residents can look forward to several community-led projects taking shape, many funded by our Local Authorities. These initiatives will provide high-quality infrastructure and services tailored to each community's unique needs, fostering a strong sense of place and belonging. We eagerly await the official opening of the Maningrida changerooms – an incredible achievement for our Council that will have lasting benefits for the community while enhancing sport and recreation opportunities across the wider region.

In the year ahead, Council remains committed to working collaboratively with stakeholders to advance community services. A key partnership is our ongoing Memorandum of Understanding with the Northern Territory Police. This agreement ensures coordination between Police, WARC's Local Authorities, Community Night Patrol and Sport and Recreation services. Through these valued partnerships, we enhance community safety, harmony, health and wellbeing.

"With fresh opportunities on the horizon, WARC is committed to building on past successes and shaping a thriving future."

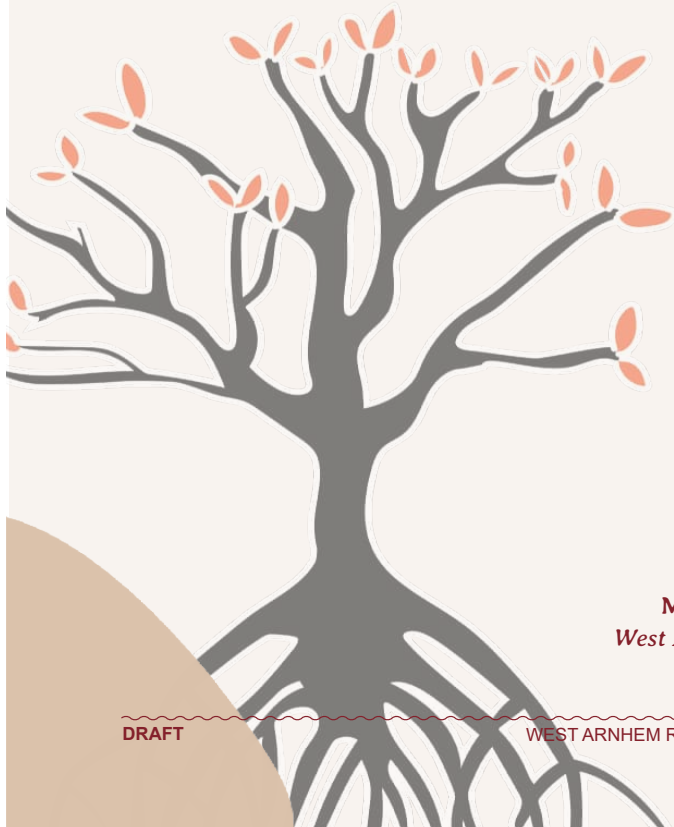
This Plan also outlines our legislative obligations for the year ahead. In 2025-26, we will focus on upcoming changes to the Local Government Act, and the ongoing work with communities to fulfill the requirements of the Burial and Cremation Act 2022 and the West Arnhem Regional

Council (Jabiru Town) By-Laws 2024.

Looking ahead, advocacy remains a key priority for our Council, as we strive to achieve better outcomes and opportunities for our people. We are committed to working in partnership with our constituents and stakeholders, and we deeply appreciate the support we receive through grants and funding programs at all levels of government. These critical funding streams enable us to deliver essential services, infrastructure, and meaningful projects in our remote communities.

As the 2021-2025 Council term comes to an end, we recognise the significance of the upcoming Local Government Election in August 2025. On behalf of the Elected Members, we thank our constituents for the opportunity to serve. We take pride in our communities, our Council, and the achievements we have made together.

Finally, Council looks forward to implementing this Regional Plan and Budget, guiding a strong organisation into a promising year ahead. With the leadership of our Elected Members and Local Authorities, we reaffirm our commitment to delivering better outcomes for the region and achieving our vision of building strong communities.



Mayor James Woods
West Arnhem Regional Council

Katharine Murray
Chief Executive Officer

DRAFT

WEST ARNHEM REGIONAL COUNCIL | 2025 - 26 REGIONAL PLAN & BUDGET | 5



Our Council

Our Communities

The West Arnhem region, located in the Top End of the Northern Territory, is a vast and diverse area spanning nearly 50,000 square kilometres. This unique region is home to five vibrant Communities: Waruwi, Minjilang, Gunbalanya, Jabiru, and Maningrida, each with its own distinct geographical profile.

West Arnhem Regional Council acknowledges the deep connection Aboriginal people have to Country, which is reflected in the strong cultural and linguistic ties across the region.

The area is home to approximately 6,281 residents, with over two-thirds identifying as Aboriginal and/or Torres Strait Islander people. The region's Communities are geographically diverse:

- **Waruwi** (432 people) and **Minjilang** (265 people) are smaller island Communities in the Arafura Sea
- **Maningrida** (2,518 people), the largest Community, is situated on the Central Arnhem coast
- **Gunbalanya** (1,177 people) is located far inland
- **Jabiru** (755 people) is positioned within the World Heritage-listed Kakadu National Park

Despite the geographical differences, the Communities are united through strong cultural connections, with language, culture, and ceremony playing vital roles in daily life. Clan groups across the entire Arnhem region are connected through cultural song lines.

Regional Overview in Statistics

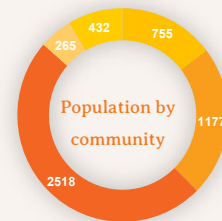
Data source: 2021 Census data



6,281
Population



5,097 or 81%
Aboriginal and/or Torres
Strait Islander Peoples



■ Jabiru ■ Gunbalanya ■ Maningrida ■ Minjilang ■ Waruwi



50.9% 49.1%
Males Females



4.3
Average Household
Size



28
Median Age



Languages

Kunwinjku: 23.1%
Burrarra: 18.0%
Kuninjku: 6.6%
Ndebbana: 5.7%
Maung: 5.1%



49,675km²
Geographical Area



1,144
Number of Families

DRAFT

WEST ARNHAM REGIONAL COUNCIL | 2025 - 26 REGIONAL PLAN & BUDGET | 7

Our Councillors

Maningrida Ward



Maningrida Ward
Mayor James Woods



Maningrida Ward
Cr Jacqueline Phillips



Councillor
Monica Wilton



Councillor
Jermaine Namanurki

Kakadu Ward



Deputy Mayor
Elizabeth Williams



Councillor
Ralph F. Blyth



Councillor
Micketja Onus

Gunbalanya Ward



Councillor
Otto Dann



Councillor
Donna Nadjamerrek



Councillor
Tamar Nawirridj

Minjilang Ward



Councillor
Steven Nabalmarda

Warruwi Ward



Councillor
James Marrawal

About Council

The **Council's** role is to represent, inform, and make responsible decisions for its constituency.

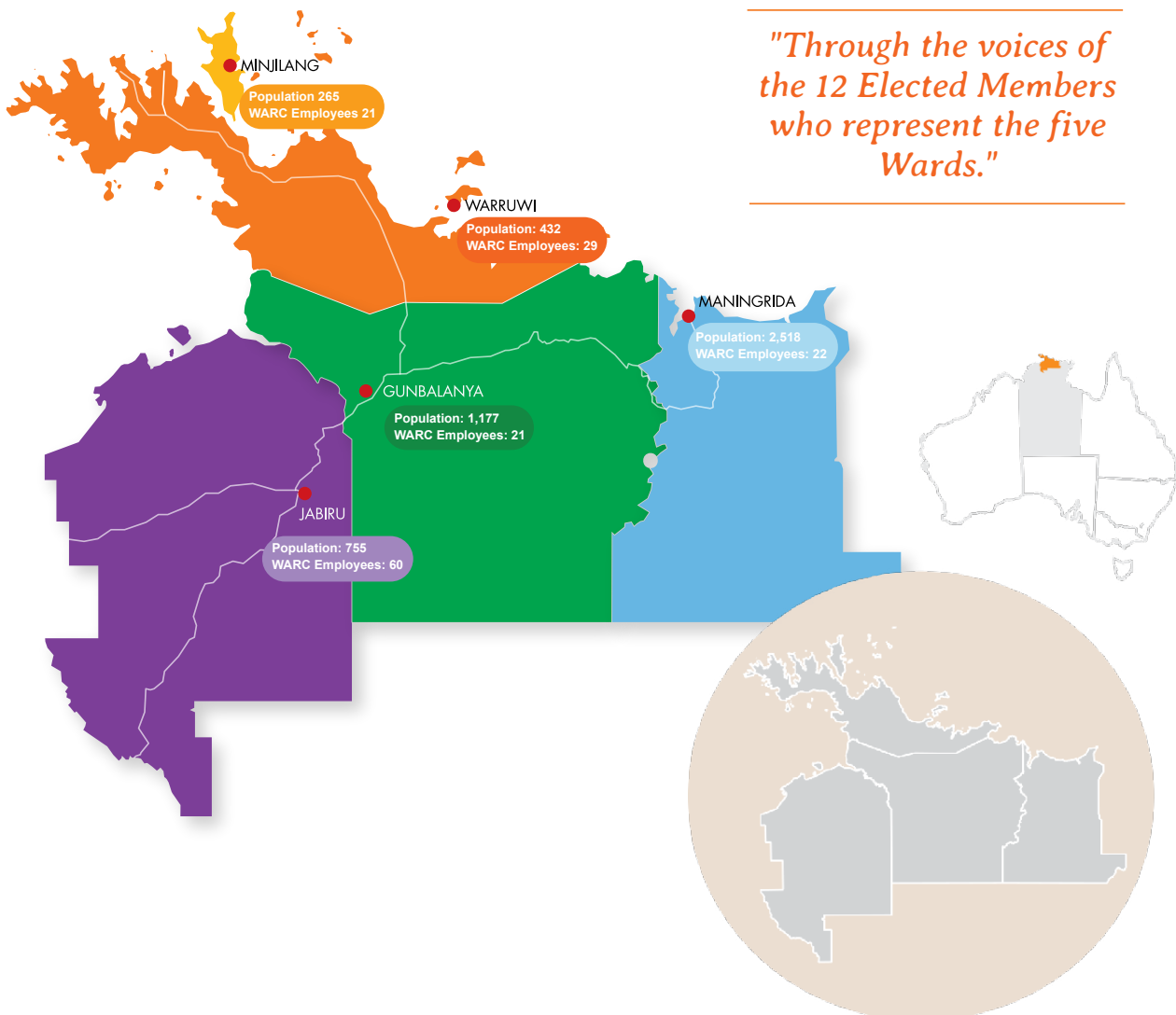
Through the voices of the 12 Elected Members who represent the five Wards, our Council plays an important role in advocating at all levels of government on matters important to the people residing in our communities.

West Arnhem Regional Council holds Ordinary Council Meetings every month, alternating between in person and video conferencing.

Two **Special Finance Committee** Meetings are scheduled for the 2025-26 year, with Special Meetings of Council held as required.

The **Risk Management and Audit Committee** and the Kakadu Ward Advisory Committee meet four times throughout a financial year.

Local Authority Meetings are convened four times per financial year for each of the four Local Authorities in the region.



DRAFT

WEST ARNHAM REGIONAL COUNCIL | 2025 - 26 REGIONAL PLAN & BUDGET | 9

Committees and Panel

Risk Management and Audit Committee

The Risk Management and Audit Committee is an advisory Committee formed in line with section 86 of the *Local Government Act 2019* that assists Council to achieve good governance by the exercising of due care, diligence and skills in relations to Internal and External Control of Audits and Reporting.

The Risk Management and Audit Committee will meet four times in 2025-26.

Risk Management and Audit Committee Members

Carolyn Eagle (Independent Chair)

Warren Jackson (Independent Member)

Mayor James Woods

Deputy Mayor Elizabeth Williams

Cr Jacqueline Phillips

Special Finance Committee

The West Arnhem Regional Council Special Finance Committee is constituted as an Executive Committee with all the necessary powers to carry out Council's financial functions in line with section 83(4) of the *Local Government Act 2019*.

The Special Finance Committee was formed to review and approve the monthly finance report in the instance that a quorum cannot be met for an Ordinary meeting of Council.

Special Finance Committee

Mayor James Woods

Deputy Mayor Elizabeth Williams

Cr Donna Nadjamerrek

Cr Mickitja Onus

Cr James Marrawal

CEO Employment and Remuneration Advisory Panel

The CEO Employment and Remuneration Advisory Panel was re-established in 2024

The Panel is an advisory panel that assists Council to fulfil its responsibilities relating to the CEO's employment as required under part 9.1 of the *Local Government Act 2019* and Guideline 2: Appointing a CEO.

The panel is responsible for ensuring that comprehensive principles of human resource management are applied to the employment of the CEO, and to provide advice to Council on matters relating to the CEO recruitment, performance, professional development, remuneration and conditions of employment.

CEO Employment and Remuneration Advisory Panel

Mayor James Woods

Deputy Mayor Elizabeth Williams

Cr Mickitja Onus

Cr James Marrawal

Mark Blackburn (Independent Member)

Kakadu Ward Advisory Committee

West Arnhem Regional Council established a Kakadu Ward Advisory Committee, pursuant to Part 5.3 of the *Local Government Act 2019*, as a key component of WARC's governance framework.

The Committee is an independent advisory body formed to strengthen relationships between Council, its staff and the residents of Kakadu by recommendations on improving Council's operations within the Kakadu Ward.

Kakadu Ward Advisory Committee Members

Mayor James Woods

Deputy Mayor Elizabeth Williams

Cr Ralph Blyth (chair)

Cr Mickitja Onus



Local Authorities

Local Authorities play a critical role by providing Council with informed recommendations and feedback from the West Arnhem communities. The region has four Local Authorities, and each has a minimum representation of six appointed members who reside in the community. For the 2025-26 year, each Local Authority is scheduled to meet four times.

APPOINTED MEMBERS			
Gunbalanya	Maningrida	Minjilang	Warruwi
Andy Garnarradj (Chairperson)	Sharon Hayes (Chairperson)	Matthew Nagarlbin (Chairperson)	Jason Mayinaj (Chairperson)
Connie Nayinggul	Jessica Phillips	Charles Yirrawala	Alfred Gawaraidj
Evonne Gumurdul	Shane Namanurki	Shane Wauchope	Ida Waianga
Henry Yates	Joyce Bohme	Clint Wauchope	Nicholas Hunter
Kenneth Mangiru	Marlene Kernan	Josephine Cooper	Richard Nawirr
Maxwell Garnarradj	Garth Doolan	Vacant	Phillip Wasaga
Grant Nayinggul			William Wurluli
Nicodemus Nayilibidj			Geraldine Narul
ELECTED MEMBERS			
Mayor James Woods	Mayor James Woods	Mayor James Woods	Mayor James Woods
Deputy Mayor Elizabeth Williams	Deputy Mayor Elizabeth Williams	Deputy Mayor Elizabeth Williams	Deputy Mayor Elizabeth Williams
Cr Otto Dann	Cr Monica Wilton	Cr Steven Nabalmarda	Cr James Marrawal
Cr Tamar Nawirrdj	Cr Jacqueline Phillips		
Cr Donna Nadjamerrek	Cr Jermaine Namanurki		

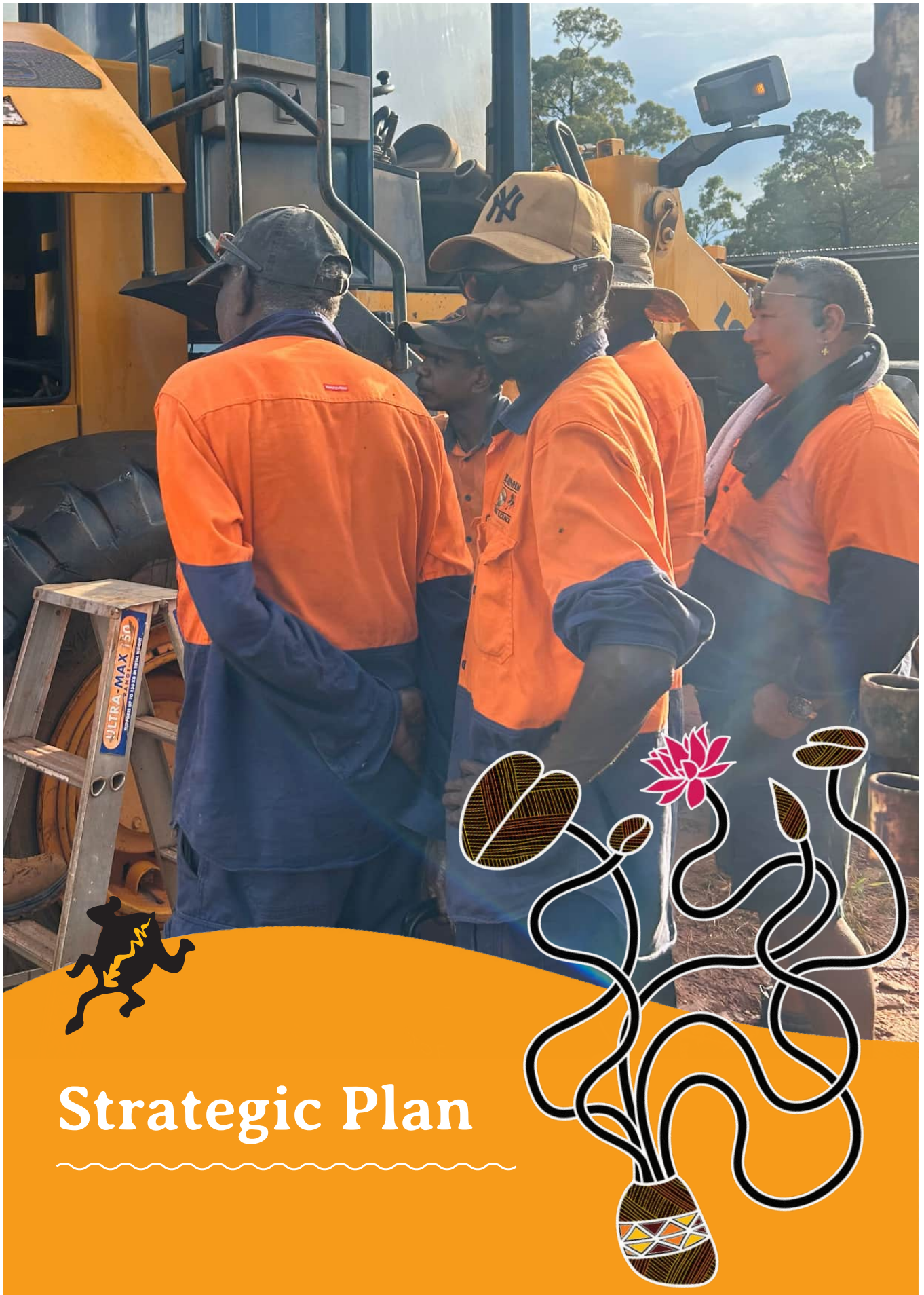


Organisational Structure

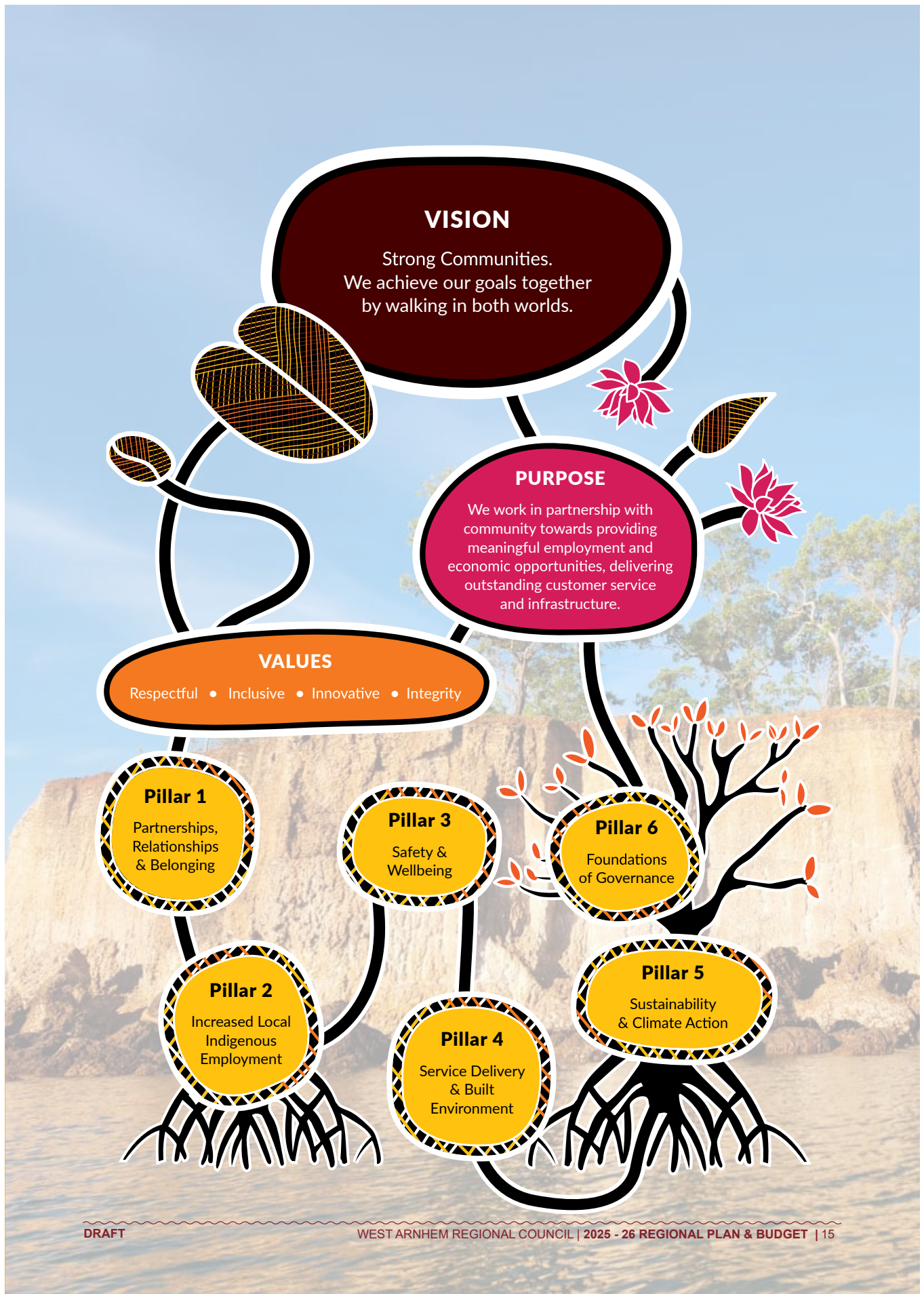
Functional & Role







Strategic Plan



Our Values

The values or behaviours that Council will embrace to support our Purpose and guide us in achieving the Vision are:

Respectful

We respect our communities and staff of all cultures.

We respect elders past, present and emerging for they hold the memories, the traditions, the culture and hopes of Indigenous Australia.

We acknowledge that Aboriginal culture is a living culture and that Aboriginal people continue to live in spiritual and sacred relationship with country.

Inclusive

We are engaged with our communities and partners.

We value diverse perspectives and voices and encourage their incorporation into our work practices.

Innovative

We encourage and promote a culture of safety where innovation is celebrated and new ways of working are implemented to improve our services.

Integrity

We are open, transparent and accountable.

Strategic Plan Journey

West Arnhem Regional Council undertakes an annual review of its strategic plan, which is embedded in the Regional Plan through six foundational Pillars:

Pillar 1: Partnerships, Relationships, and Belonging

Pillar 2: Increased Local Indigenous Employment

Pillar 3: Safety and Wellbeing

Pillar 4: Service Delivery and Built Environment

Pillar 5: Sustainability and Climate Action

Pillar 6: Foundations of Governance

These Pillars provide the strategic framework for Council, guiding our commitment to community well-being, strong local governance, and sustainable development. To ensure community priorities remain at the forefront, Council consults annually with Elected Members, Local Authorities, and constituents to gather feedback on the Plan and Budget.

For the 2025-26 Regional Plan and Budget, this included:

Pillars Plan discussed and workshopped with senior management and executive staff	February 2025
First draft of the Regional Plan and Budget 2025-26 presented to Council for review	19 February 2025
First draft of the Regional Plan and Budget 2025-26 presented to Local Authorities for review	March 2025
Extensive budget reviews with senior management and executive staff	April 2025
Draft Regional Plan and Budget 2025-26 presented to Council for review and approval to consult with communities for 21 days	29 April 2025
Draft Regional Plan and Budget 2025-26 presented to Local Authorities	May 2025
Regional Plan and Budget 2025-26 approved by Council	24 and 25 June 2025

DRAFT

WEST ARNHAM REGIONAL COUNCIL | 2025 - 26 REGIONAL PLAN & BUDGET | 17

Council Services

West Arnhem Regional Council is committed to delivering high-quality core services that support our vision of Strong Communities. We focus on fostering active community engagement, maintaining strong governance, and ensuring excellence in local government administration. Our daily operations centre on providing essential civic services, promoting environmental health, and improving local infrastructure across all our communities.

	GUNBALANYA	JABIRU	MANINGRIDA	MINJILANG	WARRUWI
COMMUNITY ENGAGEMENT					
Public and corporate relations	✓	✓	✓	✓	✓
Customer relationship management, including complaints and responses	✓	✓	✓	✓	✓
Governance	✓	✓	✓	✓	✓
Advocacy and representation on local and regional issues	✓	✓	✓	✓	✓
LOCAL GOVERNMENT ADMINISTRATION					
Financial management	✓	✓	✓	✓	✓
Revenue growth	✓	✓	✓	✓	✓
Human resources, learning and development	✓	✓	✓	✓	✓
Records management	✓	✓	✓	✓	✓
Risk management	✓	✓	✓	✓	✓
Council planning and reporting: strategic, financial and service delivery planning and reporting	✓	✓	✓	✓	✓
IT and Communications	✓	✓	✓	✓	✓
LOCAL CIVIC SERVICES					
Library and cultural heritage service		✓			
LOCAL INFRASTRUCTURE					
Asset management	✓	✓	✓	✓	✓
Lighting for public safety	✓	✓	✓	✓	✓
Local road traffic management, maintenance, upgrading and construction	✓	✓	✓	✓	✓
Maintenance and upgrade of parks, reserves and open spaces inc. weed control	✓	✓	✓	✓	✓
Fleet, plant and equipment maintenance	✓	✓	✓	✓	✓
Maintenance and upgrade of buildings, facilities and fixed assets	✓	✓	✓	✓	✓
Swimming pools		✓	✓		
Management and administration of local laws		✓			
LOCAL ENVIRONMENT HEALTH					
Waste management	✓	✓	✓	✓	✓
Provision of sewer and water management		✓			
Provision of contract services for sewer and water management	✓		✓	✓	✓
Animal management program	✓	✓	✓	✓	✓

Commercial Services

West Arnhem Regional Council delivers a diverse range of commercial activities and services across the region, providing essential resources to local communities while creating valuable employment opportunities. Revenue generated through these activities serves as a crucial supplementary income stream, allowing the Council to enhance community services, support local initiatives, and drive regional development. This approach reflects the Council's commitment to economic sustainability and the long-term enrichment of West Arnhem communities.

The commercial services anticipated to be delivered by West Arnhem Regional Council in 2025-26 include:

	GUNBALANYA	JABIRU	MANINGRIDA	MINJILANG	WARRUWI
Long Day Care Service		✓			
Centrelink Agent Services	✓	✓		✓	✓
Airstrip Maintenance Contract	✓		✓	✓	✓
Power, Water and Sewerage Systems Contract	✓		✓	✓	✓
Post Office Agreement	✓	✓	✓	✓	✓
Manage Visitor Accommodation	✓		✓	✓	✓



Community Services

West Arnhem Regional Council is committed to improving the quality of life for residents by delivering a broad range of community wellbeing programs. Through strong partnerships with local communities and key stakeholders, the Council ensures the provision of essential services that support health, social wellbeing, and community connections. These initiatives not only enhance individual wellbeing but also contribute to regional development and the strengthening of communities.

The Community Wellbeing Services planned for delivery by West Arnhem Regional Council in 2025-26 include:

	GUNBALANYA	JABIRU	MANINGRIDA	MINJILANG	WARRUWI
AGED AND COMMUNITY CARE					
Home Care Packages Program	✓	✓		✓	✓
Commonwealth Home Support Programme	✓	✓		✓	✓
Indigenous Aged Care Employment Program	✓	✓		✓	✓
National Disability Insurance Scheme	✓	✓		✓	✓
CHILDREN AND YOUTH SERVICES					
Remote Sport Programme	✓	✓	✓	✓	✓
Warruwi and Minjilang Crèche				✓	✓
Outside School Hours Care					✓
Sport and Recreation	✓	✓	✓	✓	✓
COMMUNITY SAFETY AND SUPPORT					
Community Night Patrols	✓			✓	✓
CULTURE AND HERITAGE					
Deliver Indigenous Broadcasting Programme	✓		✓	✓	✓



Major Project Plans

West Arnhem Regional Council will undertake a series of community-led infrastructure projects across the region in 2025-26. Some of these projects, funded by Local Authorities, represent significant capital investment, enhancing the built environment and supporting community wellbeing. Additionally, Council will implement technology solutions to optimise service delivery and strengthen operations.

These projects will progress and/ or come to completion as this Regional Plan is implemented:

Regional

Animal Management Program
co-contribution

Reduce, Reuse, Recycle Strategy
implementation

Creation of Remote Recycling Hub Business
Plan

Update in Council's Business Software

Jabiru

Brockman Oval Football Oval
Construction of Lights

Dog Park and Playground at Lake

Outdoor Gym at Brockman Oval

Maningrida

Upgrades toilets at Maningrida
Council Office

New Year's Eve fireworks - TBC



Pillars

In line with the Local Government Act (the Act), West Arnhem Regional Council has developed a new Strategic Plan, guiding the council's initiatives and actions towards meaningful Community impact.

The following Pillars represent the priorities, interests, requirements, aspirations and needs of the Communities within Council.

The Strategic Plan sets out the Council's six main pillars:

Pillar 1 - Partnerships, Relationships and Belonging

- 1.1 Community Engagement
- 1.2 Economic Partnerships
- 1.3 Communication
- 1.4 Community Events
- 1.5 Cultural Awareness Training
- 1.6 Youth Engagement

Pillar 2 - Increased Local Indigenous Employment

- 2.1 Indigenous Employment Framework
- 2.2 Traineeships and Apprenticeships
- 2.3 Policy and Procedures

Pillar 3 - Safety and Wellbeing

- 3.1 Cultural Safety
- 3.2 Health and Safety
- 3.3 Employee Engagement and Training and Development
- 3.4 Community Service Delivery

Pillar 4 - Service Delivery and Built Environment

- 4.1 Strategic Infrastructure and Asset Management
- 4.2 Fleet, Plant and Equipment
- 4.3 Waste and Water Management
- 4.4 Local Road Management and Maintenance

Pillar 5 - Sustainability and Climate Action

- 5.1 Recycling and Waste
- 5.2 Procurement
- 5.3 Education
- 5.4 Policy

Pillar 6 - Foundations of Governance

- 6.1 Financial Management
- 6.2 Records
- 6.3 Council and Local Authorities
- 6.4 Risk Management
- 6.5 Planning and Reporting
- 6.6 Information and Communication Technology

Pillar 1: Partnerships, Relationships and Belonging

Investing in relationships and partnerships at all levels supports and strengthens community and belonging.

We prioritise the value of partnerships and relationships as a key determinant of a happy, strong and thriving community.




Goal	Strategy	Measure	Target
1.1 Community Engagement Seek out and support diverse perspectives and collaborations with community, community leaders, businesses, agencies and local service providers to enhance community life	Engage with Traditional Owners to assist local cultural events with road closures, facilities hire and/or use, provide signage and general support	In-kind support as available to assist with cultural events as available	100%
	Attend and contribute to heads of agencies meetings	Heads of agencies meetings attended and information shared locally with teams and across the organisation	100%
	Develop well-planned, community-led sport, recreational and cultural programs	Programs and initiatives are informed by the expressed needs and voices of the local people they serve and the staff who deliver them	100%
	Actively seek out and develop collaborative partnerships that encourage service coordination and integration	Community meetings coordinated, informed and participated in	100%

Goal	Strategy	Measure	Target
1.2 Economic Partnerships Secure increased income opportunities (grants and commercial) that create employment and/or improve community life	Yearly review of Council Contracts to ensure delivery best practice and full financial outcomes	Review existing Business Development Strategy	February 2026
	Identify and pursue opportunities for further partnerships, income and growth	Local employment opportunities embedded into planning and new contracts and increased	June 2026
		Council-run community services are adequately resourced to provide culturally appropriate, safe, community-led programs	100%
	Manage WARC's staff housing portfolio in order to:	Every tenancy is delivered according to the RTA and WARC policies	100%
	a. attract and retain staff	All applicable opportunities for funding for new housing and housing maintenance contracts pursued	100%
	b. promote staff stability and contribute to community life		
	Seek to retain and uplift existing grants and contracts	Existing contracts retained and additional contracts procured	Minimum uplift CPI or above

Goal	Strategy	Measure	Target
1.3 Communication Deliver dynamic communication which is culturally informed and appropriate, engaging and relevant to the interests of Council	Develop and manage Council's social media and communication channels, including the website	Minimum social media targets are met: Instagram – minimum 2 posts per month Facebook – minimum 3 posts per month LinkedIn – minimum 2 posts per month Twitter – minimum 1 post per month	100%
		Implement social media strategy	December 2025
	Publish <i>The Wire</i> once a fortnight	Community contribution of articles and/or photos to each edition	4
	Publish a community event calendar on the website	Website current and up-to-date community event calendar displayed	100%
	Create and promote the use of pictorial and/or promotional materials in local languages via Council's established communication channels (internal and external)	Internal and external communication and promotional materials in local languages and/or pictorials are delivered according to the actions of WARC's Reconciliation Action Plan	100%
	Foster an organisational culture of innovation in communication which engages staff and enhances internal communication	Staff newsletter <i>In the Loop</i> published monthly	12 per annum
		All internal requests for WARC branded communication materials including calendars, posters, digital displays and social media posts are facilitated and delivered by WARC Communications and Public Relations Coordinator	100%
	Work with stakeholders to foster positive relationships and build effective networks locally, across the region and nationally	Stakeholder news shared through social media and communication channels on behalf of stakeholders as per request	85%

Goal	Strategy	Measure	Target
1.4 Community Events Deliver cultural, civic and sporting events which engage and unite the community	Conduct civic events which recognise and celebrate community sentiment	Civic events held in each community hosted by Council	4 per annum
	Provide support to community organisations to deliver community-based events	In-kind support provided to community groups as requested	As per budget

Goal	Strategy	Measure	Target
1.5 Cultural Awareness Training Develop increased understanding and observation of cultural protocols	Review and expand culture awareness program	Identify and review current framework for appropriateness and identify opportunities for improvement and expansion	June 2026
		Develop appropriate learning activities to reach all staff, contractors, consultants and volunteers	June 2026
		All new employees completed cultural awareness training during probation	June 2026




Goal	Strategy	Measure	Target
1.6 Youth Engagement Deliver diverse, targeted programs and events which actively empower and engage young people as valuable partners in decision-making which affects them	Design and deliver youth engagement programs in consultation with youth and community stakeholders	Youth and community consultations informed by program design and activity work plans	100%
	Deliver regional planning activities with Sport and Recreation and Community Services teams and schools	Sport and Recreation and Community Services delivery well-planned, with programs reflecting the expressed needs of the community and WARC's regional goals designed	100%
	Plan and deliver diverse and engaging holiday programs that meet the needs and interests of all children/young people and which run for a longer period each day	Holiday programs delivered and attendance is increased in each community throughout the school holiday period	Uplift 10%
	Identify funds to diversify the range of youth activities and establish new services as requested by the community	A more diverse range of youth activities and events, catering to different age groups, interests, genders and localities are planned and delivered	BAU Suggest to remove
	Promote, celebrate and report on activities and events in publications such as <i>The Wire</i> and social media	Photos and/or stories for publication in <i>The Wire</i> and social media provided by Sport and Recreation and Community Services teams	Minimum 2 per month
	Ensure robust data collection systems and contribute to community knowledge	Data collection tool reviewed; data uploaded by all Team Leaders and good quality reporting provided	BAU Suggest to remove



Pillar 2: Increased Local Indigenous Employment

We are committed to investing in and supporting local Indigenous employment.

We recognise the instrumental value that Indigenous staff bring to our organisation and the social force that occurs with employment opportunities.



Goal	Strategy	Measure	Target
2.1 Indigenous Employment Framework Create Council Indigenous employment framework including tailored pathways to employment	Develop a WARC First Nations Employment Strategy	Finalise and launch First Nations Employment Strategy	December 2025
	Work with community to understand employment obstacles for local people and identify solutions	Undertake consultation activities across all Communities	December 2025
	Seek funding to support WARC's Indigenous Employment Strategy	Funding opportunities identified and funds applied for	February 2026
	Undertake a skills gap and training needs analysis	Results of skills and training gap analysis used to draft training plan	100%
	Enhance WARC's employer brand to attract and retain staff	Review WARC branding for all positions, website and community level initiatives for local employment	100%

Goal	Strategy	Measure	Target
2.2 Traineeships and Apprenticeships Provide local residents opportunities to learn and obtain professional qualifications in trades and administration	Create a learning pathway and training into apprenticeships and traineeships	Implemented training activities relevant to work groups	June 2026

Goal	Strategy	Measure	Target
2.3 Policy and Procedures Research, review and develop policy to underpin and inform Council's intent and strategy to increase local Indigenous employment	Review WARC recruitment processes, partnerships and systems for local people	Recruitment process recommendations implemented	100%

Pillar 3: Safety and Wellbeing

As an 'Employer of Choice', we provide and promote a positive culture of safety, inclusion and respect. Our people are skilled, informed and have opportunities to grow and develop within our organisation.

Services provided to community are professional, impactful, engaging and appropriate to local needs



Goal	Strategy	Measure	Target
3.1 Cultural Safety Delivery of actions in the WARC 'Innovate' Reconciliation Action Plan	Complete all actions of Council's 'Innovate' Reconciliation Action Plan	'Innovate' Reconciliation Action Plan actions completed as per plan	June 2026
	Provide reports to Council and Local Authorities on the challenges, highlights and progress of implementing the Reconciliation Action Plan initiatives	Reconciliation Action Plan updates and reports provided to Council and Local Authorities each quarter	100%
	Contribute articles and updates to staff newsletter <i>In the Loop</i> on the highlights of the Reconciliation Action Plan progress	Reconciliation Action Plan working group and Council Service Managers contributed to alternating monthly update/story to <i>In the Loop</i> staff newsletter	100%
	Review success of Reconciliation Action Plan against actions and determine Council's next steps towards reconciliation actions for 2024 and beyond	Progress of 'Innovate' plan reviewed and next steps determined by Chief Executive Officer and Reconciliation Action Plan working group	June 2026

Goal	Strategy	Measure	Target
3.2 Health and Safety Staff and public safety is achieved via planning, education and training	Implement a Digital Safety Management System to streamline incident reporting, hazard identification, and risk assessments	Implemented digital safety management system (Lucidity)	December 2025
	Develop and deliver digital (Lucidity) WHS training sessions that meets staff and organisational needs	Work health and safety training completed as per training schedule	June 2026
	Support the wellbeing of employees	Culturally appropriate wellness programs, support embedded into HR practices, mental health support, diversity and inclusion training	June 2026
	Review policies and procedures in accordance with statutory requirements in reference to WHS Act and Regulations 2011	Policies and procedures continue to be reviewed in accordance with the required timelines	June 2026



Goal	Strategy	Measure	Target
3.3 Training and Development Deliver training and development which is effective and culturally appropriate, engaging and increases future employment opportunities and pathways	Establish a WARC Learning and Development Framework	Learning and Development Framework draft created	December 2025
	Review policies and procedures in accordance with statutory requirements	Policies and procedures continue to be reviewed in accordance with the required timelines	100%
	Review and improve WARC's performance framework, including probation and on-boarding program	Implement an effective performance management system with SMART goals established for positions	100%
		Probation/annual goal and development planning with Line Manager undertaken	100%
		Performance reviews tracked and monitored by Human Resources team and completed on time by Line Managers	90%
	Foster a positive workplace culture through engagement initiatives	Improved recruitment, onboarding, training, support and engagement	June 2026



Goal	Strategy	Measure	Target
3.4 Community Service Delivery Provision of high quality, culturally informed programs that support and enhance the safety and wellbeing of community members	Programs and services are well planned with activities and expected outcomes identified prior to delivery commencing	Activity plans are developed in consultation with local teams for each service and initiative	100%
	High quality care is provided to all recipients of community services delivered by Council	All staff are provided with opportunities to upskill via access to professional development relevant to their roles and responsibilities	100%
	Service delivery is compliant with the expectations of funders and relevant legislation	Report providing recommendations on service quality and compliance improvement opportunities reviewed and delivered by the Community Support team	100%
		All activities, reports and compliance tasks completed as per contractual arrangement, aged care standards, NDIS care standards	100%
		Timely data/monitoring returns and funding reports delivered by Community Wellbeing team	100%
	Remote Indigenous Broadcasting Services supporting local Indigenous languages are provided across the region	Broadcasters are offered support training opportunities with TEABBA	90%
	High quality early learning activities for child development are delivered	All NQS and ACEQA crèche and childcare standards met	100%
	Strengthen ability to respond to community safety needs, including the provision of staff enrolment in training that enhances and sustains appropriate community safety skills and provide opportunities for professional development	Local staff that are capable to respond and report on domestic and family violence	100%
	Provide to the community well-managed and maintained library collections, including a culturally relevant library collection	Diversity audit completed and recommendations implemented	June 2026
		Connected Communities: Vision for the Northern Territory Public Libraries 2017 - 2023 enacted as applicable to West Arnhem	100%
	Plan, prepare and present educational and engaging early childhood activities weekly	Weekly early childhood activities are well planned and delivered as per schedule	100%

Pillar 4: Service Delivery and Built Environment

We provide high quality infrastructure and service delivery that meets the unique needs of each community, creates a sense of place and contributes towards promoting a sense of pride in community.



34 | WEST ARNHEM REGIONAL COUNCIL | 2025 - 26 REGIONAL PLAN & BUDGET

DRAFT

Goal	Strategy	Measure	Target
4.1 Strategic Infrastructure and Asset Management Strategically manage, maintain and enhance community infrastructure	Develop and manage a corporate Asset Management Strategy and Asset Management Plans for defined asset classes with a focus on: a. identifying and developing an asset maintenance tracking system that includes cyclical inspections b. managing the renewal and replacement program c. coordinating projects within community	Corporate Asset Management Strategy completed	July 2026
		Asset management tracking system implemented	June 2026
	Investigate opportunities to source external funding for infrastructure upgrades	Scoping, plans and cost estimates for critical infrastructure assets identified for future funding requirements	Ongoing
	Maintenance programs for parks, ovals, cemeteries and reserves	Safety audits conducted yearly on trees within community which are designated to Council responsibility	100%
		Develop and implement a sporting grounds/field facility strategy by community	December 2026
		All maintenance activities carried out in accordance with budget allocation	100%
		Park equipment safety audits, inspections and maintenance program carried out to schedule	100%
	Continue community consultations on the establishment of gazetted cemeteries in Warruwi, Minjilang and Maningrida	Community consultations on the establishment of gazetted cemeteries in Warruwi, Minjilang and Maningrida progressed	December 2026
		Develop and implement cemetery strategy, including community funeral process	December 2026
	Ensure community swimming pools operate according to community needs and all legislative and work health and safety requirements	Opening hours as per best practice to meet community expectations	2026
		Staff employed to meet supervision ratios and cultural needs	100%
		Operational procedures are adhered to and documented as required by WARC and legislated standards	100%
		Pool maintenance regime is established and sustainable	Ongoing

Goal	Strategy	Measure	Target
4.2 Fleet, Plant and Equipment Provide a modern and well-maintained fleet of plant and vehicles capable of meeting service delivery requirements	Review and update the Strategic Fleet Asset Management Strategy	Strategic Fleet Asset Management Strategy maintained and improved	December 2026
	Implement effective cost recovery mechanisms for use of Council's vehicles, plant and equipment	Annual review and update of Council's Fees and Charges against operating and replacement costs	June 2026
		Fleet, plant and equipment hire contracts to support and ensure effective cost recovery for Council prepared	Ongoing
	Ensure vehicles, plant and equipment are fully serviced as per the Strategic Plan for the useful life of the asset	All vehicles inspected as per Strategic Plan	100%
		Repairs and maintenance requests performed in line with Strategic Plan	100%
		Accurate vehicle, plant and equipment data maintained	100%
	Upgrade fuel distribution infrastructure to comply with work, health and safety relevant standards and business requirements	Infrastructure audit as per current legislation completed and report including recommended plan for upgrades delivered	Ongoing



Goal	Strategy	Measure	Target
4.3 Waste and Water Management Deliver environmentally and economically sound solid waste, water and sewerage services	Provide scheduled domestic waste collection in each community	Waste collections completed as per schedule	100%
	Work with other government and commercial entities in order to plan for long term waste disposal needs	Northern Territory Local Government Association liaised and collaborated with on advocacy initiatives and waste strategies	Ongoing
	Adhere to water and sewerage operations and maintenance schedules	All legislated standards for potable water testing in Jabiru met	100%
		Annual audit of water treatment practices including policies and procedures conducted	June 2026

Goal	Strategy	Measure	Target
4.4 Local Road Management and Maintenance Tactically monitor, maintain and manage Council gazetted roads and community safety via traffic management	Develop and schedule yearly road, footpath and stormwater repairs and maintenance programs for each community which: a. determines a road maintenance schedule for the course of the year b. determines grading frequency of internal access roads c. schedules hazard identification and road condition reports (actions and frequency) d. schedules footpath and stormwater inspections	Deliver yearly road, footpath and stormwater repairs and maintenance delivered as per schedule with records maintained for each community in Council's records management system - currently 'Magiq'	Ongoing
		Develop and implement roads reseal plan	December 2026
		All footpaths and stormwater inspected quarterly	100%
	Continually monitor and carry out minor road repairs	Roads monitored and minor repairs completed as required	85%
	Consult with Local Authorities to incorporate local priorities for traffic management into traffic management strategies and/or plans	Consultations on traffic management priorities are minuted and reported to Council and WARC executive	100%
	Deliver plans as per schedule for managing street lighting	Implement Public Lighting Asset Management plan per community	December 2026

Pillar 5: Sustainability and Climate Action

Leading by example, we commit to developing a culture of sustainable practice.

We recognise and champion the importance of safe guarding our environment for future generations by working collectively with community, private enterprises and all tiers of government.



Goal	Strategy	Measure	Target
5.1 Recycling and Waste Develop recycling and waste initiatives which protect and preserve community natural resources and the local environment	Work towards first review point of the Reduce, Reuse Recycle 2024-2034 Strategy	All 2026 implementation goals achieved	100% in June 2026
	Continue pre-cyclone community waste collections	Pre-cyclone waste collections held twice yearly as per published schedule	100%
	Continue whole-of-community approach to identify and implement innovative initiatives to reuse, recycle and reduce waste	Keep Australia Beautiful and local schools collaborated with and Clean up Australia Day, Tidy Towns campaign and eco schools program participated in	Ongoing

Goal	Strategy	Measure	Target
5.2 Procurement Develop and implement a leading-edge sustainability procurement strategy	Review WARC current procurement practices against sustainability and climate action NT and national procurement benchmarks and develop leading-edge Procurement Strategy	Leading-edge Procurement Strategy completed	December 2025

Goal	Strategy	Measure	Target
5.3 Education Develop and deliver locally relevant education initiatives on sustainability and climate impacts across multiple mediums and platforms	Engage with local schools to develop age and locally appropriate educational resources	Education campaign collateral created and displayed in community and schools	Ongoing
	Facilitate relationships between businesses, community leaders and youth with a focus on conserving natural resources	Community-appropriate collaborative materials, initiatives and messages developed and promoted via community noticeboards and social media	Ongoing
	Encourage and promote community understanding and correct use of sorting bays	Uplift in correct use of sorting bays	Ongoing



Goal	Strategy	Measure	Target
5.4 Policy Devise and implement a Sustainability and Climate Action Policy	Research and develop WARC Environment and Sustainability Management Strategy and Policy	Environment and Sustainability Management Strategy and Policy completed	June 2026



Pillar 6: Foundations of Governance

Integrity is at the heart of everything we do. We are leaders of best practice and excellence in governance, advocacy, consultation and administration.

Our processes, procedures and policies are ethical and transparent.



DRAFT

WEST ARNHEM REGIONAL COUNCIL | 2025 - 26 REGIONAL PLAN & BUDGET | 41

Goal	Strategy	Measure	Target
6.1 Financial Management Provision of strong financial management and leadership which ensures long term sustainability and growth	Develop and implement a financially sustainable long term financial plan, annual budget and periodic budget reviews	Statutory requirements and external audit qualifications fully complied with	100%
	Management of Council's revenue and payable functions		
	Manage and deliver on Council's annual statutory and financial obligations		
	Management of Council's asset accounting practices		
	Monitor and coordinate external funding provided through grants and commercial contracts	Contractual arrangements complied with	100%
	Maintain the rates database including all property details	Statutory requirements fully complied with and percentage of rates debtors outstanding	100%
	Maintain the rates register		100%
	Prepare the annual rates declaration		Less than 5%
	Apply concessions as appropriate		100%
	Determine the rateability of properties		100%
	Manage and provide advice on Council's investments in accordance with adopted policies	Interest on investments	> \$160,000 annually
	Monitor returns of investments including roll-over of term deposits		
	Manage Council-funded projects to maintain a positive working capital ratio	Positive working capital ratio	Minimum ratio 1:1
	Annual review and update of Council's Fees and Charges	Review and update of Council's Fees and Charges completed	100%

Goal	Strategy	Measure	Target
6.2 Records Delivery of information management processes which support efficient and transparent administration	Maintain records in accordance with legislation	Public Information, Local Government Council Statutory and Freedom of Information requirements complied with	100%
	Implement disposal schedule by sentencing and disposing of records	Electronic records held in records management system eligible for destruction sentenced	85%
	Induct staff in the use of Council's information management system including 'Magiq' and '365'	Training delivered to new staff using information management system during their probation period	85%
	Provide an information management help-desk service	Number of queries/requests responded to within 24 hours	85%

Goal	Strategy	Measure	Target
6.3 Council and Local Authorities Excellence in governance, consultation administration and representation	Ensure capacity for customer relationship management, including mechanisms for feedback on service delivery	Complaints and positive feedback reported to the administration, acknowledge and addressed as required	100%
	Improve accountable and transparent decision-making by facilitating the participation of Councillors in Council, Committee and Local Authority Meetings	At least one training program attended each financial year by Council and Local Authority Members	100%
		Four meetings of each Local Authority held each financial year	100%
	Enable community members to participate in local decision-making by ensuring that non-confidential Agendas and Minutes of Council are publicly available at Council offices in each community	All non-confidential Agendas and Minutes publicly available three working days before a meeting (Agendas) and ten working days after a meeting (Minutes)	100%
	Establish formal and informal mechanisms for community consultation on key issues and input into decision-making	Community outreach event hosted by Council in each community every financial year	100%
	Create opportunities for Councillors and senior staff to be available to community members to discuss Council decisions, programs and projects, either informally or through community meetings	Local Authority Meetings attended by at least one relevant Councillor and at least one Senior Manager	100%
	Ensure advocacy and representation of Council interests through government, the private sector and the media	Advocacy framework, strategy and communication plan developed	June 2026
	Create an advocacy framework, strategy and communication plan in consultation with Councillors		

Goal	Strategy	Measure	Target
6.4 Risk Management The monitoring and minimisation of risks associated with the operations of Council	Update risk registers and ensure appropriate plans are implemented	Regular review and management of risks	100%
	Regularly review insurance cover and premiums	Annual full appraisal of cover required, policies reviewed via insurance broker	100%

Goal	Strategy	Measure	Target
6.5 Planning and Reporting Robust planning and reporting that supports Council's decision-making processes	Produce key policy and direction documents for the Council including the Regional Plan, Annual Reports and policies	Regional Plan finalised and shared, Annual Report delivered, and policies requiring review are reviewed and updated as per required timelines	100%

Goal	Strategy	Measure	Target
6.6 Information and Communication Technology Effective and innovative information technology solutions which maximise service delivery and support Council's operations	Plan and deliver Council's technology needs through the provision of a well-maintained and managed information and communication technology (ICT) platform	Develop ICT Strategic Plan	June 2026
	Optimise the delivery of ICT services and equipment to required work locations to meet staff and service delivery needs	Develop ICT Asset register	December 2025
	Provision of innovative, relevant and cost-effective ICT solutions to solve service delivery challenges	Annual review of ICT needs in line with the ICT Strategic Plan completed	100%
	Optimise costs associated with ICT delivery, including communications, both fixed and mobile, data, voice and video services and staff equipment		







Framework & Assessments

Assessment of Administrative and Regulatory Frameworks

Four years after the implementation of new local government legislation, Council policies are being reviewed as part of normal business practice and in line with legislation.


Local Authority and Committee meetings are being held at least four times a financial year as required and are providing the Council with valuable recommendations and guidance.

In 2025-26, Council's administration will continue to work closely with all key stakeholders including Elected and Local Authority Members to seek views from West Arnhem communities

on changes that will have an impact on Council's administrative and regulatory frameworks. In recognition of the *Burial and Cremation Act 2022* which was passed into law on 28 November 2022, Council continues to work with each of the West Arnhem communities to fulfill the obligations of the Act.

In December 2024, Council adopted the West Arnhem Regional Council (Jabiru Town) By-Laws 2024. In 2025-26, Council's administration will implement processes to ensure the residents of Jabiru understand and comply with this legislation.

In 2025-26, Council's administration will implement processes to ensure the residents of Jabiru understand and comply with this legislation.



DRAFT

WEST ARNHAM REGIONAL COUNCIL | 2025 - 26 REGIONAL PLAN & BUDGET | 47

Cooperative Arrangements

Council has several cooperative arrangements designed to improve service delivery, and facilitate engagement with government agencies and the private sector in the development of the West Arnhem region. Over the next financial year, Council will continue to deliver services through partnerships that it has formed with various organisations.

Below is a list of Council's key partners as well as services and key engagement outcomes for 2025-26:

1. The delivery of post office services in Jabiru, Maningrida, Warruwi, Minjilang and Gunbalanya as per agreements with Australia Post.
2. The delivery of Home Care Packages (HCP) and Commonwealth Home Support Program (CHSP) that enable clients, within the aged care sector, to live in their own homes.
3. The delivery of disability support services as a registered National Disability Insurance Agency (NDIA) provider.
4. The provision of Centrelink services in Gunbalanya, Jabiru, Minjilang and Warruwi as per an agreement with Services Australia.
5. An agreement with Power and Water Corporation to maintain power, water and sewerage systems contracts in Gunbalanya, Maningrida, Minjilang and Warruwi.
6. An agreement with the Melbourne Veterinary School commenced in January 2025 to provide animal management services in Gunbalanya, Jabiru, Maningrida, Minjilang and Warruwi.
7. The maintenance of airstrip services contracts in Gunbalanya, Maningrida, Warruwi and Minjilang as per an agreement with the Department of Logistics and Infrastructure (DLI).
8. Collaborations with education institutions such as Charles Darwin University to facilitate the delivery of accredited courses to Council staff.
9. Various agreements with the Commonwealth Government to improve the wellbeing of communities.
10. Various agreements and collaborations with the Northern Territory Government to facilitate local decision-making and deliver Elected Members training.
11. Attendance and participation of Elected Members and Council staff in the Local Government Association of the Northern Territory (LGANT).
12. Working together with the Northern Land Council (NLC), an independent statutory authority of the Commonwealth that assists Aboriginal peoples in the Top End of the Northern Territory to acquire and manage their traditional lands and seas.
13. Working together with Gundjeihmi Aboriginal Corporation Jabiru Town (GACJT) as the lease holder of the Jabiru Township.

Opportunities and Challenges

West Arnhem Regional Council has identified a range of opportunities and challenges as it works towards enhancing service delivery across the region. These factors play a crucial role in shaping Council's strategic approach, ensuring that services are responsive, effective, and aligned with community needs:

Opportunities

- Work with stakeholders in the private and public sectors to promote West Arnhem as a destination for ecotourism and Indigenous tourism.
- Continue to strengthen partnerships for a sustainable future whereby, Council, communities in the region and stakeholders work together to manage and protect the environment.
- Supporting the diversification of income earning opportunities for residents in the region.
- Advocate for greater investment in infrastructure in the region including reliable digital infrastructure and connectivity, all weather roads and habitable housing.
- Continue to engage with West Arnhem communities by providing opportunities for community members to participate in decision-making, and contribute to the development of Council's strategies, development plans and policies.
- Provide ongoing mentoring and training opportunities for Council staff working in all communities in the region.

"Engage with West Arnhem communities by providing opportunities for community members to participate in decision-making."

Challenges

- Insufficient infrastructure such as all-weather roads and reliable telecommunication services that impede service delivery.
- The negative impact of climate change including unpredictable and decreased rainfall patterns as well as rising temperatures, and the impact that this has on infrastructure and liveability in remote communities.
- Limitations on traditional funding sources despite increasing needs in communities.

DRAFT

WEST ARNHEM REGIONAL COUNCIL | 2025 - 26 REGIONAL PLAN & BUDGET | 49



2025-26 Budget

West Arnhem Regional Council				
Statement 1. Budget and Long-Term Financial Plan				
	Draft Budget 2025-26 \$	Draft Budget 2026-27 \$	Draft Budget 2027-28 \$	Draft Budget 2028-29 \$
OPERATING INCOME				
Rates	2,703,077	2,892,292	3,094,753	3,311,386
Charges - Sewerage	750,797	803,353	859,587	919,759
Charges - Water	1,674,000	1,791,180	1,791,180	1,916,563
Charges - Waste	1,603,579	1,715,830	1,835,938	1,964,453
Fees and Charges	892,200	910,044	928,245	946,810
Operating Grants and Subsidies	16,032,544	16,032,544	16,032,544	16,032,544
Interest / Investment Income	164,000	164,820	168,116	171,479
Income allocation	6,565,214	6,696,519	6,830,449	6,967,058
Other income	642,432	655,281	668,386	681,754
Income Agency and Commercial Services	6,619,669	6,752,063	6,887,104	7,024,846
TOTAL OPERATING INCOME	37,647,513	38,413,925	39,096,302	39,936,651
OPERATING EXPENDITURE				
Employee Expenses	19,317,994	19,897,533	20,394,972	20,904,846
Materials and Contracts	8,130,838	8,537,380	8,708,128	8,882,291
Elected Member Allowances	364,000	374,920	382,418	390,067
Elected Member Expenses	165,400	170,362	173,769	177,245
Council Committee & LA Allowances	36,200	37,286	38,032	38,792
Council Committee & LA Expenses	33,788	34,802	35,498	36,208
Depreciation, Amortisation and Impairment	5,271,438	5,271,438	5,271,438	5,271,438
Interest Expenses	-	-	-	-
Finance expenses	14,390	14,390	14,678	14,971
Travel, Freight and Accom Expenses	1,268,515	1,331,941	1,358,580	1,385,751
Fuel, utilities and communication	2,342,890	2,460,035	2,509,235	2,559,420
Other Expenses	6,671,497	7,072,466	7,043,698	7,156,646
TOTAL OPERATING EXPENDITURE	43,616,951	45,202,553	45,930,446	46,817,675
BUDGETED OPERATING SURPLUS / (DEFICIT)	(5,969,438)	(6,788,628)	(6,834,144)	(6,881,025)

Statement 1. Budget and Long-Term Financial Plan				
	Draft Budget 2025-26 \$	Draft Budget 2026-27 \$	Draft Budget 2027-28 \$	Draft Budget 2028-29 \$
BUDGETED OPERATING SURPLUS / (DEFICIT)	(5,969,438)	(6,788,628)	(6,834,144)	(6,881,025)
Remove NON-CASH ITEMS				
Less Non-Cash Income	(6,565,214)	(6,696,519)	(6,830,449)	(6,967,058)
Add Back Non-Cash Expenses	11,836,652	11,967,957	12,101,887	12,238,496
TOTAL NON-CASH ITEMS	5,271,438	5,271,438	5,271,438	5,271,438
Less ADDITIONAL OUTFLOWS				
Capital Expenditure	(1,365,000)	(150,000)	(150,000)	(150,000)
Borrowing Repayments (Principal Only)	-	-	-	-
Transfer to Reserves	1,473,000	1,517,190	1,562,706	1,609,587
Other Outflows	-	-	-	-
TOTAL ADDITIONAL OUTFLOWS	108,000	1,367,190	1,412,706	1,459,587
Add ADDITIONAL INFLOWS				
Proceeds from Sale of Assets	90,000	-	-	-
Capital Grants Income	500,000	-	-	-
Prior Year Carry Forward Tied Funding	-	-	-	-
Other Inflow of Funds	-	-	-	-
Transfers from Reserves	-	150,000	150,000	150,000
TOTAL ADDITIONAL INFLOWS	590,000	150,000	150,000	150,000
NET BUDGETED OPERATING POSITION SURPLUS / (DEFICIT)	-	-	-	-

Key Assumption of the Long Term Financial Plan 2026-27 to 2028-29

NO.	Description	NO.	Description
1	The Council will continue to deliver all existing services without reduction.	5	Employee expenses are expected to increase by 3% in 2026–2027 in accordance with the Enterprise Bargaining Agreement (EBA), and by 2.5% annually thereafter.
2	There will be no adverse changes in government policy that negatively impact the Council.	6	Costs related to materials and contracted services are projected to rise by 5% in 2026–2027 and by 2% in the following year.
3	All revenue streams, excluding grants, are projected to increase by 2% annually.	7	Expenditures for travel, freight, and accommodation are expected to increase between 3% and 5% annually.
4	Rates revenue is anticipated to increase by 8% in the 2025–2026 financial year, followed by annual increases of 7% in subsequent years.	8	Other operating expenses are anticipated to increase annually within a range of 2% to 5%.

Statement 2. Capital Expenditure and Funding

Table 2.1 By class of infrastructure, property, plant and equipment.

CAPITAL EXPENDITURE	Draft Budget 2025-26 \$	Draft Budget 2026-27 \$	Draft Budget 2027-28 \$	Draft Budget 2028-29 \$
Plant	420,000	-	-	-
Infrastructure	500,000	-	-	-
Roads	-	-	-	-
Buildings	235,000	-	-	-
Furniture, Fittings and Office Equipment	-	-	-	-
Vehicles	210,000	150,000	150,000	150,000
TOTAL CAPITAL EXPENDITURE	1,365,000	150,000	150,000	150,000
TOTAL CAPITAL EXPENDITURE FUNDED BY:				
Operating income (amount allocated to fund capital items)	(775,000)	-	-	-
Capital Grants	(500,000)	-	-	-
Transfers from Cash Reserves	-	(150,000)	(150,000)	(150,000)
Proceeds from Sale of Assets	(90,000)	-	-	-
TOTAL CAPITAL EXPENDITURE FUNDING	1,365,000	150,000	150,000	150,000

Statement 3. Planned Major Capital Works and projected costing

Table 3.1 Budget by Planned Major Capital Works

Class of Assets	By Major Capital Project*	Total Prior Year(s) Actuals \$ (A)	Draft Budget Financial Year 2025-2026 \$ (B)	Draft Budget 2026-27 \$	Draft Budget 2027-28 \$	Draft Budget 2028-29 \$	Total Planned Budget \$ (G = A+B+C+D+E+F)	Expected Project Completion Date
Buildings	Upgrade Staff Housing - Jabiru	-	200,000	-	-	-	200,000	30/06/2026
Infrastructure	Maningrida Oval Change Room	\$4,081,700	500,000	-	-	-	4,581,700	30/06/2026
Plant	Street sweeper & Skid steer for Gunbalanya, Maningrida and Minjilnag	-	400,000	-	-	-	400,000	30/06/2026
Vehicles	Vehicles	-	210,000	150,000	150,000	150,000	660,000	30/06/2026
	Total	4,081,700	1,310,000	150,000	150,000	150,000	5,841,700	

Part 2. Additional financial reports for regional local government councils
Statement

6. Budget Comparison for Each Local Authority Area (10) Table

6.1 Local Authority Area Budget

LOCAL AUTHORITY BUDGET COMPARISON	Region		Gunbalanya		Jabiru		Maningrida		Minjilang		Warruwi		Total Annual Budget	
	2nd Revised Approved Budget 2024-25 \$	Draft Budget 2025-26 \$	2nd Revised Approved Budget 2024-25 \$	Draft Budget 2025-26 \$	2nd Revised Approved Budget 2024-25 \$	Draft Budget 2025-26 \$	2nd Revised Approved Budget 2024-25 \$	Draft Budget 2025-26 \$	2nd Revised Approved Budget 2024-25 \$	Draft Budget 2025-26 \$	2nd Revised Approved Budget 2024-25 \$	Draft Budget 2025-26 \$	2nd Revised Approved Budget 2024-25 \$	Draft Budget 2025-26 \$
OPERATING INCOME														
Rates	21,648	2,703,077	351,384	-	1,393,150	-	589,597	-	56,128	-	90,941	-	2,502,848	2,703,077
Charges - Sewerage	-	750,797	-	-	750,797	-	-	-	-	-	-	-	750,797	750,797
Charges - Water	-	1,674,000	-	-	1,550,000	-	-	-	-	-	-	-	1,550,000	1,674,000
Charges - Waste	-	1,603,579	390,621	-	303,185	-	735,252	-	67,857	-	106,664	-	1,603,579	1,603,579
Fees and Charges	160,480	375,479	67,392	22,000	456,398	384,840	116,763	63,881	46,698	15,000	42,698	31,000	890,429	892,200
Operating Grants and Subsidies	16,208,243	13,586,344	681,690	178,466	240,514	160,259	1,813,968	474,158	1,222,874	547,687	2,096,280	1,085,630	22,263,569	16,032,544
Interest / Investment Income	154,000	164,000	-	-	-	-	-	-	-	-	-	-	154,000	164,000
Income allocation	5,993,311	5,870,470	388,125	330,520	170,878	109,530	99,932	96,150	134,845	126,601	68,530	31,943	6,855,620	6,565,214
Other income	23,596	513,070	18,500	74,862	5,500	22,000	133,020	20,000	7,000	7,000	5,500	5,500	193,116	642,432
Income Agency and Commercial Services	220,015	220,015	1,754,319	1,719,578	1,321,057	1,522,571	1,312,656	1,512,866	854,561	849,027	768,620	795,613	6,231,227	6,619,669
Untied Funding and Revenue Allocation	-	(8,574,738)	-	1,505,179	-	2,840,300	-	2,203,641	-	951,245	-	1,074,373	-	-
TOTAL OPERATING INCOME	22,781,292	18,886,093	3,652,031	3,830,605	6,191,478	5,039,499	4,801,188	4,370,696	2,389,963	2,496,560	3,179,233	3,024,059	42,995,185	37,647,513
OPERATING EXPENDITURE														
Employee Expenses	6,661,845	6,928,438	2,082,041	2,448,287	3,892,850	3,919,238	2,138,353	2,317,990	1,607,324	1,703,511	1,787,433	2,000,530	18,169,847	19,317,994
Materials and Contracts	2,737,689	2,003,213	1,382,325	1,365,117	1,750,136	1,834,264	2,773,667	1,438,187	560,815	568,429	1,700,754	921,629	10,905,387	8,130,838
Elected Member Allowances	418,928	364,000	-	-	-	-	-	-	-	-	-	-	418,928	364,000
Elected Member Expenses	212,150	218,135	-	-	-	-	-	-	-	-	-	-	212,150	218,135
Council Committee	-	7,000	-	-	-	-	-	-	-	-	-	-	-	7,000
LA Allowances	14,000	-	14,900	14,900	-	-	5,600	6,000	6,100	6,100	9,200	9,200	49,800	36,200
Council Committee & LA Expenses	-	-	8,000	4,000	-	10,000	12,000	8,000	12,705	8,705	4,841	3,083	37,546	33,788
Depreciation, Amortisation and Impairment	5,271,438	5,271,438	-	-	-	-	-	-	-	-	-	-	5,271,438	5,271,438
Interest Expenses	-	-	-	-	-	-	-	-	-	-	-	-	-	-
Finance expenses	6,100	6,100	3,088	2,270	1,770	1,770	1,125	2,050	1,055	1,400	660	800	13,798	14,390
Travel, Freight and Accom Expenses	537,527	482,493	136,253	140,647	72,452	75,542	190,887	215,855	165,206	210,451	192,841	143,527	1,295,165	1,268,515
Fuel, utilities and communication	444,922	500,243	341,289	345,814	606,558	623,926	423,372	369,667	347,644	302,584	228,620	200,657	2,392,406	2,342,890
Other Expenses	5,040,895	4,047,691	1,011,404	563,076	733,419	668,799	626,736	647,728	777,717	308,301	706,730	376,166	8,947,458	6,611,762
TOTAL OPERATING EXPENDITURE	21,345,494	19,828,750	4,979,301	4,884,111	7,057,185	7,133,539	6,171,740	5,005,476	3,478,567	3,109,482	4,631,079	3,655,592	47,699,164	43,616,951
BUDGETED OPERATING SURPLUS / (DEFICIT)	1,435,799	(942,657)	(1,342,169)	(1,053,506)	(865,706)	(2,094,040)	(1,376,152)	(634,780)	(1,094,704)	(612,923)	(1,461,046)	(631,533)	(4,703,979)	(5,969,438)

LOCAL AUTHORITY BUDGET COMPARISON	Region		Gunbalanya		Jabiru		Maningrida		Minjilang		Warruwi		Total Annual Budget	
	2nd Revised Approved Budget 2024-25 \$	Draft Budget 2025-26 \$	2nd Revised Approved Budget 2024-25 \$	Draft Budget 2025-26 \$	2nd Revised Approved Budget 2024-25 \$	Draft Budget 2025-26 \$	2nd Revised Approved Budget 2024-25 \$	Draft Budget 2025-26 \$	2nd Revised Approved Budget 2024-25 \$	Draft Budget 2025-26 \$	2nd Revised Approved Budget 2024-25 \$	Draft Budget 2025-26 \$	2nd Revised Approved Budget 2024-25 \$	Draft Budget 2025-26 \$
BUDGETED OPERATING SURPLUS / (DEFICIT)	1,435,799	(942,657)	(1,342,169)	(1,053,506)	(865,706)	(2,094,040)	(1,376,152)	(634,780)	(1,094,704)	(612,923)	(1,461,046)	(631,533)	(4,703,979)	(5,969,438)
Remove NON-CASH ITEMS														
Less Non-Cash Income	(5,993,311)	(5,870,470)	(388,125)	(330,520)	(170,878)	(109,530)	(99,932)	(96,150)	(134,845)	(126,601)	(68,530)	(31,943)	(6,855,620)	(6,565,214)
Add Back Non-Cash Expenses	11,264,749	11,141,908	388,125	330,520	170,878	109,530	99,932	96,150	134,845	126,601	68,530	31,943	12,127,058	11,836,652
TOTAL NON-CASH ITEMS	5,271,438	5,271,438	-	-	-	-	-	-	-	-	-	-	5,271,438	5,271,438
Less ADDITIONAL OUTFLOWS														
Capital Expenditure	(360,757)	(210,000)	(715,623)	(235,000)	(571,500)	(255,000)	(3,452,565)	(570,000)	(268,948)	(95,000)	(456,731)	-	(5,826,123)	(1,365,000)
Borrowing Repayments (Principal Only)	-	-	-	-	-	-	-	-	-	-	-	-	-	-
Transfer to Reserves	-	1,473,000	-	-	-	-	-	-	-	-	-	-	-	1,473,000
Other Outflows	-	-	-	-	-	-	-	-	-	-	-	-	-	-
TOTAL ADDITIONAL OUTFLOWS	(360,757)	1,263,000	(715,623)	(235,000)	(571,500)	(255,000)	(3,452,565)	(570,000)	(268,948)	(95,000)	(456,731)	-	(5,826,123)	108,000
Add ADDITIONAL INFLOWS														
Proceeds from Sale of Assets	437,503	90,000	-	-	-	-	-	-	-	-	-	-	437,503	90,000
Capital Grants Income	148,800	-	780,000	-	70,000	-	2,200,000	500,000	-	-	-	-	3,050,000	500,000
Prior Year Carry Forward Tied Funding	-	-	(118,791)	-	253,200	-	810,196	-	250,000	-	372,669	-	1,716,074	-
Other Inflow of Funds	-	-	-	-	-	-	-	-	-	-	-	-	-	-
Transfers from Reserves	-	-	2,872	-	-	-	8,735	-	-	-	43,480	-	55,087	-
TOTAL ADDITIONAL INFLOWS	586,303	90,000	664,081	-	323,200	-	3,018,931	500,000	250,000	-	416,149	-	5,258,664	590,000
NET BUDGETED OPERATING POSITION SURPLUS / (DEFICIT)	6,932,782	5,681,781	(1,393,711)	(1,288,506)	(1,114,006)	(2,349,040)	(1,809,786)	(704,780)	(1,113,652)	(707,923)	(1,501,628)	(631,533)	-	-



SCHEDULE OF FEES AND CHARGES 2025-26

The following fees and charges apply to all Service Delivery Centres unless otherwise stated.
A 10% discount can be provided to Pensioners upon appropriate documentation being shown.

DESCRIPTION	QUANTITY	24/25 RATES \$ (GST inc.)
AFTER HOURS CALL OUT / SERVICE FEE		
This call out fee applies to any service provided outside of Council's business hours		
Call out charge	Each	420.00
GENERAL ADMINISTRATION		
Laminating (A4 and A5)	Each	6.00
Laminating (Credit card size)	Each	5.00
Printing & Photocopying (A4, Black and White)	Per page	1.00
Printing & Photocopying (A4, Colour)	Per page	3.00
Printing and Photocopying (A3, Black and White)	Per page	2.00
Printing and Photocopying (A3, Colour)	Per page	6.00
Scanning (max A3)	Per page	1.00
Faxing	Per transaction	3.50
Binding (1-50 double sided pages)	Per document	12.50
Binding (51+ double sided pages)	Per document	19.00
Key Cutting (including blank key)	Each	10.00
REPORTS / POLICIES / APPLICATIONS		
Annual Report	Each	70.00
Regional Plan	Each	47.00
Copy of policies / by-laws / documents	Per double sided page	1.00
Freedom of Information Search (through Jabiru Office only):		
Personal Information		
- Application Fee	Each	Free
- Supervising Examination of Information beyond 2 Hours	Per hour	26.00
Non Personal Information		
- Application Fee	Each	30.00
- Search Fee	Per hour	25.00
- Consideration of Application	Per hour	25.00
- Supervising Examination of Information	Per hour	25.00
TOWN HALL, MEETING / TRAINING ROOMS		
Meeting room	Up to 4 hours	345.00
Meeting room	Full day (office hours only)	470.00
Meeting room Bond (ad hoc users only)	Per use	137.00
Town Hall (Jabiru) - Hall only	Up to 4 hours	195.00
Town Hall (Jabiru) - Hall and toilets	Up to 4 hours	330.00
Town Hall (Jabiru) - Hall, toilets and kitchen	Up to 4 hours	455.00
Town Hall (Jabiru) - Bond	Per use	620.00
Town Hall (Jabiru) - Cleaning Hall only	Per use (if not cleaned by user)	200.00
Town Hall (Jabiru) - Cleaning fee - Hall and toilets	Per use (if not cleaned by user)	280.00
Town Hall (Jabiru) - Cleaning fee - Hall, toilets and kitchen	Per use (if not cleaned by user)	370.00
Video Conferencing facilities	Per hour (min. 1 hr.)	185.00
Video Conferencing facilities	1/2 Day (max 3 hrs.)	500.00



DESCRIPTION	QUANTITY	24/25 RATES \$ (GST inc.)
Teleconference facilities	Per hour (min. 1 hr.)	120.00
PORTABLE ASSETS		
Chairs (Non-meeting room use)	Per chair/day	4.00
Tables (Non-meeting room use)	Per table/day	5.00
Tables & chairs Bond	Per use	125.00
Portable whiteboard or screen	Per hour, min 1 hr.	25.00
Portable whiteboard or screen (Bond)	Per use	64.00
Portable PA Sound System	Per Day	40.00
Portable PA Sound System (Bond)	Per use	40.00

ADVERTISING RATES – The Wire		
Full page (Black and white)	Per advert/notice	200.00
Full page (Colour)	Per advert/notice	250.00
Half page (Black and white)	Per advert/notice	118.00
Half page (Colour)	Per advert/notice	152.00
Up to, and including Quarter page (Black and white)	Per advert/notice	90.00
Up to, Quarter page (Colour)	Per advert/notice	102.00
Insert (Black and white)	Per advert/notice	240.00
Insert (Colour)	Per advert/notice	330.00
Insert (Self prepared)	Per advert/notice	173.00
Electronic Edition Ad (full page with hyperlink)	Per advert/notice	90.00

LIBRARY (JABIRU ONLY)		
Used Paper backs	Each	5.00
Used Hardcover books	Each	7.00
Overdue notice (first notice)	Per book	3.00
Overdue notice (second notice)	Per book	9.00
Overdue notice (third notice)	Per item	Replacement cost
Overdue notice administration fee	Per notice	7.00
WI-FI BYO device	N/A	Free
Internet/Email (non-library members)	20 minutes	3.00
Internet/Email (non-library members)	40 minutes	5.00
Internet/Email (non-library members)	1 hour	7.00
Printing A4 B/W	Per page	1.00
Printing A4 Colour	Per page	3.00

FUNERAL PLOTS (JABIRU ONLY)		
Funeral plots (includes opening and closing of grave)	Each	1,160.00

CONTROL OF DOG BY-LAWS (JABIRU ONLY)		
Registration of Entire Dog (without microchip) – Jul to Dec	Per dog per year (ending financial year)	75.00
Registration of Entire Dog (without microchip) – Jan to Jun*	Per dog per year (ending financial year)	38.00
Registration of Entire Dog (with microchip) – Jul to Dec	Per dog per year (ending financial year)	63.00
Registration of Entire Dog (with microchip) – Jan to Jun*	Per dog per year (ending financial year)	32.00



DESCRIPTION	QUANTITY	24/25 RATES \$ (GST inc.)
	year)	
Registration of De-sexed Dog (without microchip) – Jul to Dec	Per dog per year (ending financial year)	38.00
Registration of De-sexed Dog (without microchip) – Jan to Jun*	Per dog per year (ending financial year)	19.00
Registration of De-sexed Dog (with microchip) – Jul to Dec	Per dog per year (ending financial year)	25.00
Registration of De-sexed Dog (with microchip) – Jan to Jun *	Per dog per year (ending financial year)	14.00
Registration of a Dog trained for the Blind or Hearing Impaired	Per dog	Free
Tag replacement fee	Per tag	14.00
Release fee (includes first day charge)	Per instance	130.00
Pound charge	Per day (after day one)	65.00
Additional Release Fee (out of business hours – by prior arrangement only)	Per instance (refer call out fee)	410.00
*Option available only for new dog registrations made between January and June 2023		

PARKS, ROADS AND PUBLIC AREAS		
Stallholders permit (Jabiru only)	Per stall	40.00
Hire of Sport oval - individual residents	Per use	Free
Hire of Sport oval - organisations	Per event (max 8 hours)	155.00
Use of lights	Per hour	14.00
Sign Permit Fee (Jabiru Only)	Annual	85.00
Road Work Permits	Per permit	125.00

STAFF / LABOUR		
<i>After hours services will be charged at a 50% rate increase for weekdays after 4:30 PM and 100% rate increase for weekends</i>		
Site Supervisor	Per hour, min. 1 hr.	185.00
Administration Assistant	Per hour, min. 1 hr.	105.00
Trade person (plumbing, electrical, painter etc.)	Per hour, min. 1 hr.	145.00
Trade assistant	Per hour, min. 1 hr.	92.00
Plant Operator	Per hour, min. 1 hr.	158.00
Cleaner	Per hour, min. 1 hr.	80.00

Airport Pick Ups		
<i>Each way – collection from airport to community or return to airport only</i>		
Minjalang	Each way	\$75
All other communities	Each way	\$55



DESCRIPTION	QUANTITY	24/25 RATES \$ (GST inc.)
-------------	----------	------------------------------

ACCOMMODATION

Guest house room / contractors quarters / bed in dorm room	Per person/night	187.00
Guest house room / contractors quarters / bed in dorm room	Per week (Monday to Sunday)	1017.00
Self contained Cabin / Unit	Per cabin/night	210.00
Self contained Cabin / Unit	Per week (Monday to Sunday)	1,125.00
Storage of belongings	Per day	Request quote
Entire dwelling rental short/medium/long term	Contact Bus Dev Mgr	Request quote
Laydown areas or additional parking	Contact Bus Dev Mgr	Request quote
Extra cleaning charges	Per hour (50% increase for weekdays after 4:30pm and 100% on weekends)	72.00

ACCOMMODATION – CLEANING CHARGES – STAYS > ONE WEEK

Vacate clean - 1 bedroom unit	Per Unit	530.00
Vacate clean - 2 bedroom unit	Per Unit	765.00
Vacate clean - 2 bedroom upstairs/downstairs unit	Per Unit	880.00
Vacate clean - 3 bedroom house	Per Unit	1,175.00
Vacate clean - 4 bedroom house	Per Unit	1,400.00
Standard clean	Per Hour	72.00

SWIMMING POOL COMPLEX (JABIRU ONLY)

Casual entry (adult)	Each	8.00
Casual entry (13 to 17 years)	Each	5.00
Child (0 to 12 years)	Each	Free
10 Pool Pass (13 to 17 years)	Person	30.00
10 Pool Pass (adult)	Person	70.00
30 Pool Pass (13 to 17 years)	Person	55.00
30 Pool Pass (adult)	Person	110.00
Season Pass adult (3 months)	Person	140.00
Season Pass adult (6 months)	Person	210.00
Season Pass - 13 to 17 years (3 months)	Person	70.00
Season Pass - 13 to 17 years (6 months)	Person	105.00
Season Pass adult (12 months)	Person	355.00
Season Pass - 13 to 17 years (12 months)	Person	180.00
Swimming Lesson	Each	15.00
Swimming Lessons	5 lessons bulk	55.00
Pool Aqua Fitness includes entry	Session	15.00
Pool Aqua Fitness includes entry	10 Sessions Bulk	110.00

SWIMMING POOL COMPLEX (JABIRU AND MANINGRIDA)

Pool Hire Charge	Hour (outside of operational hours)	138.00
Pool Hire Charge (Bond)	Per use	500.00
Pool Inflatable charge	Per hr.	138.00



DESCRIPTION	QUANTITY	24/25 RATES \$ (GST inc.)
WASTE COLLECTION AND LANDFILL DUMPING FEES		
240ltr Wheelie Bin Replacement	Each	172.00
Commercial dumping fees	Per cubic metre	88.00
Car/vehicles Bodies - Dumping only	Each	120.00
Car/vehicles Bodies - Removal & Dumping	Each	310.00
Sullage Charge	Per litre	1.00
Waste Oil	Per Litre	2.00
Tires – small	Each	21.00
Tires – Medium (Truck Tires)	Each	115.00
Tires – Large (Tractor and Loader)	Each	195.00
Vehicle Batteries	Each	11.00
White Goods (wash machine, fridge, A/C, freezer) - Commercial	Per item	62.00

PLANT & MISCELLANEOUS HIRE – COMMERCIAL RATES		
All plant hire rates are for the cost of machinery and operator. No dry hire without the express permission of the Director or CEO.		
Cement mixer (excluding Jabiru)	Per day	177.00
Utility vehicle (no recreational use permitted)	Per day	295.00
Utility vehicle (no recreational use permitted)	Per week (Mon to Sun)	1,770.00
Mini Excavator	Per day	1,875.00
Traxcavator (Gunbalanya, Jabiru and Maningrida only)	Per day	2,505.00
Excavator (20 tonne) (Gunbalanya only)	Per day	2,505.00
Motor grader	Per day	2,505.00
Small drum roller (Maningrida only)	Per day	1,875.00
Wheel Loader under 10 tonne (Maningrida only)	Per day	1,875.00
Wheel Loader over 10 tonne	Per day	2093.00
Skid steer loader (with attachments)	Per day	1,875.00
Tractor with slasher	Per day	1,875.00
Truck - flat top or tipper (Up to 10 tonne)	Per day	1,586.00
Truck - flat top or tipper (over 10 tonne)	Per day	1,805.00
Truck - with water tank 5000Ltr	Per day	1,805.00
Truck – with water tank 13000Ltr (Maningrida only)	Per day	1,963.00
Truck - Large Tipper & Tag Trailer (Gunbalanya, Maningrida)	Per day	1,963.00
Truck - Tilt Tray – Local work (Jabiru only)	Per day	1,793.00
Truck - Tilt Tray – Outside town limit	Per kilometre	5.00
LED Display screen on Trailer	Per day	277.00
Operator for mobilisation and demobilisation of LED display	Per occasion – mobilisation/demobilisation	83.00
Water Jetter (Maningrida and Jabiru only)	Per day	2,310.00
Water usage	Per kilolitre	3.00



DESCRIPTION	QUANTITY	24/25 RATES \$ (GST inc.)
PLANT & MISCELLANEOUS HIRE – LOCAL COMMUNITY ORGANISATION RATES		
	Day Rates (GST incl)	Hourly Rates (GST incl)
Traxcavator (Gunbalanya, Maningrida and Jabiru only)	2,227.00	318.00
Excavator 20 tonne (Gunbalanya only)	2,121.00	318.00
Grader	2,121.00	318.00
Small drum roller	1,493.00	228.00
Truck – under 10 tonne	1,257.00	191.00
Truck – Over 10 tonne	1,414.00	215.00
Truck – 5000 Ltr water tank	1,414.00	215.00
Truck - 13000 Ltr water tank	1,571.00	240.00
Truck – large tipper and trailer (Maningrida and Gunbalanya only)	1,571.00	240.00
Tilt Tray – Local work (Jabiru only)	1,414.00	215.00
Tilt Tray – Outside town limit (Jabiru Only)	1,414.00	215.00
LED Display screen on Trailer (Maningrida only)	1,972.00	260.00
Operator for mobilisation and demobilisation of LED display	545.00	70.00
Water Jetter (Maningrida and Jabiru only)	2,200.00	315.00

MISCELLANEOUS EQUIPMENT		
Barbeque (where available)	Per day	32.00
Barbeque (Bond)	Per use	65.00

STORAGE FEES		
Container Storage	Per Week	150.00

WATER & SEWERAGE (JABIRU ONLY)		
Water and sewerage tariffs and charges are regulated by the Territory Government via a Water and Sewerage Pricing Order issued by the Regulatory Minister.		
* The 2024-25 regulated charges		
Water usage *	Per kiloliter	2.1987
Up to 25mm *	Fixed daily Charge	0.9182
26 – 40mm *	Fixed daily Charge	2.3507
41 – 50mm *	Fixed daily Charge	3.6652
51 – 100mm *	Fixed daily Charge	14.8078
101 – 150mm *	Fixed daily Charge	33.0526
151 – 200mm *	Fixed daily Charge	58.7753
0-2 Sanitary Fittings (SF) *	One Off Fixed Charge	926.1100
3 SF TO 24 SF *	Per Fitting	926.11 plus 630.49 for each fitting more than 2
25 SF TO 49 SF *	Per Fitting	14,796.80 plus 591.41



50 SF TO 99 SF *	Per Fitting	29582.03 plus 549.09
100 SF TO 149 SF *	Per Fitting	57,036.57 plus 510.19
>149 SF *	Per Fitting	82,546.10 plus 494.05
Sewerage Dumped Waste Disposal	Per Kilolitre	72.00

CHILDCARE CENTRE (JABIRU ONLY)
Discounts may be available.

Daily rate	Per child per day	160.00
Casual daily rate	Per child per day	180.00
Hourly rate (max. 3 hours)	Per child	32.00

CRECHE (MINJILANG & WARRUWI ONLY)

Daily Fee	Per child per day	13.00
-----------	-------------------	-------

WEST ARNHEM REGIONAL COUNCIL

FOR THE MEETING 14 MAY 2025

Agenda Reference:	8.4
Title:	Finance Report for the month of February 2025
Author:	Jocelyn Nathanael-Walters, Director of Finance

SUMMARY

This Local Authority Finance Report is for the month of February.

RECOMMENDATION

THAT THE LOCAL AUTHORITY receive and note the report titled *Finance Report for the month of February 2025*.

BACKGROUND

This Local Authority Finance Report includes a report on:

- Revenue and expenses that relate to the community as compared to the budget; and
- The Local Authority Project Funds (LAPF) received balance but not yet allocated to a project.

The progress of Local Authority projects and grant funding activities and community projects have been reported in the Technical Services report.

COMMENT

The Local Authority Finance Report covers the Council's activities and projects within the community. There are activities that relate to Council's Core Services funded by both Tied and Untied, Commercial Services, and Community Services activities. From time-to-time there are some projects that are funded from Council's own money.

LEGISLATION AND POLICY

Clause 14 of the *Local Government Guideline 1: Local Authority* states what a local authority agenda must include. Sub-clause 14.1 says for each local authority meeting (or provisional meeting, if applicable), the Council must submit to the local authority a current financial report of actual results against the latest approved budget for the local authority area.

FINANCIAL IMPLICATIONS

Not Applicable

STRATEGIC IMPLICATIONS

This report is aligned to the following pillars and goals of the *Regional Plan and Budget*:

PILLAR 6 FOUNDATIONS OF GOVERNANCE

Integrity is at the heart of everything we do. We are leaders of best practice and excellence in governance, advocacy, consultation and administration. Our processes, procedures and policies are ethical and transparent.

Goal 6.1 Financial Management

Provision of strong financial management and leadership which ensures long term sustainability and growth.

ATTACHMENTS

1. CEO Certification - February 2025 Monthly Finance Report [**8.4.1** - 1 page]
2. Gunbalanya Expenditure 2025 26 [**8.4.2** - 1 page]
3. February 2025 Financial Reports [**8.4.3** - 16 pages]

Certification by the CEO to the Council

Council Name:	West Arnhem Regional Council
Reporting Period:	February 2025

That, to the best of my knowledge, information and belief:

- (1) The internal controls implemented by the council are appropriate; and
- (2) The council's financial report best reflects the financial affairs of the council.

CEO Signed



Date Signed

May 2025

Note: The monthly financial report to council must either be accompanied by a written certification by the CEO to the council, as set out above, or the CEO is to provide written reasons for not providing the certification. (Regulation 17(5) of the *Local Government (General) Regulations 2021*)

Gunbalanya

Activity	Annual Expenses
Animal Control	\$40,800
Install and maintain street lights	\$66,000
Maintain & construct council controlled buildings & land	\$21,250
Maintain local roads	\$335,274
Community Service Delivery	\$500,648
Waste Management	\$303,471
Operate Fuel Storage Facility	\$49,300
Support Civic and community events	\$2,500
Manage Information Technology and Communications	\$6,084
Maintain plant, equipment and motor vehicles	\$479,798
Maintain staff houses	\$216,400
Manage Council Governance	\$18,900
Local Authorities Community Project Income	\$159,700
Municipal Services	\$240,238
Replace Toad Hall Contents: Gunbalanya	\$47,362
Home Care Packages Program (HCP)	\$205,461
Commonwealth Home Support Program (CHSP)	\$191,851
IEI - NT Jobs Package - Aged Care	\$244,122
Night Patrol	\$262,991
Deliver Indigenous Broadcasting Programs (RIBS)	\$34,545
Australia Day Grant	\$600
eHCP - Home Care Packages Program from eTools	\$223,266
NAIDOC Week	\$2,000
Sports and Recreation	\$271,076
Active Regional and Remote Communities Program	\$67,482
Operate Centrelink service	\$120,176
Manage Electricity and water business	\$427,335
Manage Visitor accommodation	\$158,205
Operate post office business	\$275,143
Aerodromes Inspection and Maintenance	\$57,456
NDIS - National Disability Insurance Scheme	\$88,897
Total Expenditure	\$5,118,331

Report 1

Monthly Financial Report for February 2025

Table 1. Income and Expenditure Statement

Expected YTD 2nd Revised Approved Budget 67%

Period ended 28 February 2025	Notes	YTD Actuals (A) \$	Commitments (B) \$	YTD Budget (C) \$	YTD Variance (A - C) \$	2nd Revised Approved Budget (E) \$	YTD Actual Compared to 2nd Revised Approved Budget (A / E) %
OPERATING INCOME							
Rates		2,959,217	-	1,778,553	1,180,665	2,667,829	111%
Charges	1	2,999,991	-	2,602,917	397,074	3,904,376	77%
Fees and Charges		462,779	-	486,925	(24,146)	725,448	64%
Operating Grants and Subsidies		15,553,970	-	20,688,635	(5,134,666)	22,263,569	70%
Interest / Investment Income		151,771	-	102,667	49,105	154,000	99%
Commercial and Other Income	2	8,869,809	-	8,947,117	(77,308)	13,279,963	67%
TOTAL OPERATING INCOME		30,997,537	-	34,606,814	(3,609,276)	42,995,185	72%
OPERATING EXPENDITURE							
Employee Expenses		11,230,606	9,485	11,528,021	(297,415)	18,169,847	62%
Materials and Contracts	4	5,910,134	1,246,684	7,561,206	(1,651,073)	10,904,386	54%
Elected Member Allowances		245,556	-	242,667	2,889	418,928	59%
Elected Member Expenses		134,740	-	230,535	(95,794)	212,150	64%
Council Committee & LA Allowances		19,400	-	28,929	(9,529)	49,800	-
Council Committee & LA Expenses		11,167	-	16,583	(5,416)	23,788	-
Depreciation, Amortisation and Impairment		3,456,706	-	3,514,292	(57,586)	5,271,438	66%
Interest Expenses		-	-	-	-	-	-
Other Expenses	3	5,912,329	111,316	6,362,771	(450,443)	12,648,826	47%
TOTAL OPERATING EXPENDITURE		26,920,637	1,367,485	29,485,003	(2,564,367)	47,699,163	56%
OPERATING SURPLUS / (DEFICIT)		4,076,900	1,367,485	5,121,810	(1,044,910)	(4,703,977)	

Period ended 28 February 2025	Notes	YTD Actuals (A) \$	Commitments (B) \$	YTD Budget (C) \$	YTD Variance (A - C) \$	2nd Revised Approved Budget (E) \$	YTD Actual Compared to 2nd Revised Approved Budget (A / E) %
<u>Rate Charges Income</u>	1						
Sewerage		918,037	-	500,531	417,506	750,797	122%
Water		499,589	-	1,033,333	(533,744)	1,550,000	32%
Waste		1,582,365	-	1,069,053	513,313	1,603,579	99%
		2,999,991	-	2,602,917	397,074	3,904,376	77%
<u>Commercial and Other Income</u>	2						
Income Allocations		4,298,704	-	4,656,150	(357,446)	6,855,620	63%
Agency and Commercial Services Income		4,308,380	-	4,154,357	154,023	6,231,227	69%
Other Income		262,725	-	136,610	126,115	193,116	136%
		8,869,809	-	8,947,117	(77,308)	13,279,963	67%
<u>Other Expenses</u>	3						
Travel, Freight & Accommodation		630,247	74,532	768,423	(138,176)	1,295,165	49%
Fuel, Utilities & Communication		1,519,186	260	1,588,018	(68,832)	2,392,405	64%
Finance Expenses		8,295	-	9,199	(903)	13,798	60%
Other Expenses		3,754,600	36,524	3,997,132	(242,532)	8,947,458	42%
		5,912,329	111,316	6,362,771	(450,443)	12,648,826	47%

Note. 4 All Commitments	Budget Commitments \$
LRCI Phase 4 - Part B - Malabam Road - Maningrida	235,471
Animal Control	190,564
Water Management: Jabiru	164,160
West Arnhem Cemetery Establishment - MANINGRIDA	107,441
Warruwi Community Hall Upgrade	54,700
LAP - Solar Lights for New Subdivision/Entrance to Botton	50,138
Regional and Remote Burials Grant - MINJILNAG	47,000
Manage Creche	43,298
Waste Management	32,486
Operate post office business	29,395
Parks and Public Open Space - including weed control	27,077
Sports and Recreation	24,957
Community Service Delivery	20,030
LAP - Connection of Water Service - New Cemetery - WA	18,605
Active Regional and Remote Communities Program	18,073
LAP - Pebble Ice Machine - Community Use - MANINGRID	16,818
LAP - Gunbalanya Oval Lighting: Contribute \$100K	15,502
Regional and Remote Burials Grant - MAN and WAR	13,685
ICT Transition	13,000
LAP - Installation of outdoor gym equipment at the pool -	10,488
Brockman Oval grandstand installation - Jabiru	9,801
Manage Information Technology and Communications	9,515
LAP - Shade Structure adjacent to the Warruwi Clinic	8,750
LAP - Installation of pavers for Aged Care Clients	8,100
Maintain staff houses	7,497
Brockman Oval Lights - Jabiru	6,903
LAP - Modifications to staff and visitors rest area at the	6,000
Manage Council Governance	5,245
Food Preparation Services	5,179
Manage Electricity and water business	4,916
LAP - Additional Garden Hard Structure at the Billabong	3,780
Aerodromes Inspection and Maintenance	3,682
Maintain plant, equipment and motor vehicles	3,617
Kakadu Triathlon	3,505
Operate Long day care	3,122
Maintain local roads	3,014
Operate and maintain swimming pool	2,667
Home Care Packages Program (HCP)	2,376
Upgrade for Maningrida Rd and airport road funeral acces	2,200
WaRM - Waste and Resource Management	2,089
Toys for Jabiru Library Sensory Zone	2,076
Support Civic and community events	1,104
Commonwealth Home Support Program (CHSP)	1,058
LAP - Beautification of township - Warruei	1,005
Manage Visitor accommodation	996
Sewerage Management	771
Sport and Recreation - Jabiru	644
National Australia Day Council - Australia Day Grant	596
LAP - Purchase of Grandstands and Additional Pedestrian	568
Library Service: Jabiru	545
Australia Day Grant	458
International Women's Day – Library Event	364
Executive leadership CEO	357
CBF - Jabiru Library Revitalisation Phase 2	273
NDIS - National Disability Insurance Scheme	225
NDIA - Remote Community Connector	222
Manage Assets	153
Night Patrol	87
LAP - Purchase of Additional Grandstands for Maningrida	68
Manage Technical Services	58
Maintain & construct council controlled buildings & land	52
Manage Community Services	48
Corporate Financial Management	40
Manage Business Development & Commercial Services	35
Executive leadership - Council & Community Services	34
Total	1,246,684

Table 2. Monthly Operating Position

Expected YTD Annual Budget Completion 67%

Period ended 28 February 2025	Notes	YTD Actuals (A) \$	YTD Budget (C) \$	YTD Variance (A - C) \$	2nd Revised Approved Budget (E) \$	YTD Actual Compared to 2nd Revised Approved Budget (A / E) %
BUDGETED OPERATING SURPLUS / (DEFICIT) (Table 1.)		4,076,900	5,121,810	(1,044,910)	(4,703,978)	
Remove NON-CASH ITEMS						
Less Non-Cash Income	5	(4,308,380)	(4,656,150)	347,771	(6,855,620)	63%
Add Back Non-Cash Expenses	6	7,765,086	8,170,442	(405,357)	12,127,058	64%
TOTAL NON-CASH ITEMS		3,456,706	3,514,292	(57,586)	5,271,438	
Less ADDITIONAL OUTFLOWS						
Capital Expenditure	Table 3.	2,812,148	4,138,517	(1,326,369)	5,826,123	48%
Borrowing Repayments (Principal Only)		-	-	-	-	-
Transfer to Reserves		-	-	1,233,000	-	-
Other Outflows	7	21,281,776	-	21,281,776	-	-
TOTAL ADDITIONAL OUTFLOWS		(25,326,924)	(4,138,517)	(21,188,406)	(5,826,123)	
Add ADDITIONAL INFLOWS						
Capital Grants Income	8	5,001,675	3,050,000	1,951,675	3,050,000	164%
Prior Year Carry Forward Tied Funding	9	1,629,374	1,716,074	(86,700)	1,716,074	95%
Other Inflow of Funds	10	438,955	437,503	1,452	437,503	100%
Transfers from Reserves		40,872	55,087	(14,215)	55,087	-
TOTAL ADDITIONAL INFLOWS		7,110,876	5,258,664	1,852,212	5,258,664	
Net BUDGETED OPERATING SURPLUS / (DEFICIT) (Table 1.)		(10,682,442)	9,756,249	(20,438,690)	-	
	7	21,281,776	-	-		
		10,599,334	9,756,249	843,085	YTD Surplus after removing Road Asset Writeoff	

Period ended 28 February 2025		YTD Actuals (A) \$	YTD Budget (C) \$	YTD Variance (A - C) \$	2nd Revised Approved Budget (E) \$	YTD Actual Compared to 2nd Revised Approved Budget (A / E) %
<u>Non-Cash Income</u>	5					
Income Allocations (internal movement)		(4,308,380)	(4,656,150)	347,771	(6,855,620)	63%
<u>Non-Cash Expenses</u>	6					
Expense Allocations (internal movement)		4,308,380	4,656,150	(347,771)	6,855,620	63%
Depreciation, Amortisation and Impairment		3,456,706	3,514,292	(57,586)	5,271,438	66%
		7,765,086	8,170,442	(405,357)	12,127,058	128%
<u>Other Outflows</u>						
Write-off of Roads Assets [SCM20/2025]	7	21,281,776	-	21,281,776	-	-
<u>Capital Grants Income</u>	8					
Capital Grants - Australian Government		4,206,075	2,270,000	1,936,075	2,270,000	185%
Capital Grants - Territory Government		795,600	780,000	15,600	780,000	102%
		5,001,675	3,050,000	1,951,675	3,050,000	185%
<u>Prior Year Carry Forward Tied Funding</u>	9					
Capital Grants Income Carried Forward		1,629,374	1,716,074	(86,700)	1,716,074	95%
<u>Other Inflow of Funds</u>	10					
Sale of Fleet		76,955	75,913	1,042	75,913	101%
Sale of Plant		362,000	361,590	410	361,590	100%
		438,955	437,503	1,452	437,503	

Table 3. Capital Expenditure and Funding
By class of infrastructure, property, plant and equipment

CAPITAL EXPENDITURE	Note	YTD Actuals \$	YTD Budget \$	YTD Variance \$	Current Financial Year 2nd Revised Approved Budget \$
Infrastructure	11	1,841,273	2,928,085	(1,086,812)	3,691,012
Buildings	12	499,141	742,375	(243,235)	1,028,251
Vehicles	13	128,299	128,299	-	360,757
Plant and Equipment	14	-	250,000	(250,000)	568,445
Roads	15	-	43,480	(43,480)	43,480
Local Authority Funded Capital Projects	16	343,435	46,278	297,157	64,178
TOTAL CAPITAL EXPENDITURE*		2,812,148	4,138,517	(1,326,369)	5,826,123
TOTAL CAPITAL EXPENDITURE FUNDED BY:					
Operating Income (amount allocated to fund capital items)		256,906	538,299	(281,393)	940,783
LA Funding	16	343,435	46,278	297,157	64,179
Capital Grants		884,996	1,796,995	(911,999)	3,050,000
Prior Year Carry Forward Tied Funding		1,285,939	1,716,074	(430,135)	1,716,074
Transfers from Cash Reserves		40,872	40,872	-	55,087
TOTAL CAPITAL EXPENDITURE FUNDING		2,812,148	4,138,518	(1,326,370)	5,826,123

Period ended 28 February 2025		YTD Actuals \$	YTD Budget \$	YTD Variance \$	Current Financial Year 2nd Revised Approved Budget \$
Infrastructure	11				
ABA - Maningrida Oval Changerooms		1,244,405	2,019,769	(775,363)	2,595,196
Brockman Oval Lights - Jabiru		84,000	75,000	9,000	150,000
Concrete Stand for Diesel Tank - Gunbalanya		1,360	2,872	(1,512)	2,872
Gunbalanya Oval Lighting		507,083	505,209	1,874	505,209
Mobilisation and Demobilisation Maningrida Oval Contractors		3,010	8,735	(5,725)	8,735
Revitalisation Project - Jabiru		1,415	16,500	(15,085)	16,500
West Arnhem Cemetery Establishment - MANINGRIDA		-	300,000	(300,000)	412,500
<u>Projects not yet commenced</u>					
		1,841,273	2,928,085	(1,086,812)	3,691,012
Buildings	12				
Critical upgrades to Waruwi staff housing		77,273	48,201	29,072	75,792
Maintain staff houses : Jabiru		32,186	200,000	(167,814)	300,000
Maintain staff houses : Maningrida		84,265	53,333	30,932	80,000
Maintain staff houses : Waruwi		12,156	-	12,156	
Waruwi Community Hall Upgrade		293,260	284,174	9,086	337,459
<u>Projects not yet commenced</u>					
Maintain staff houses : Gunbalanya		-	133,333	(133,333)	200,000
Operate Long day care		-	13,333	(13,333)	20,000
Operate post office business		-	10,000	(10,000)	15,000
		499,141	742,375	(243,235)	1,028,251
Vehicles	13				
Replacement of Mayor's vehicle		128,299	128,299	-	128,299
<u>Project not yet commenced</u>					
Replacement of 4 x Utility vehicle		-	-	-	232,458
		128,299	128,299	-	360,757
Plant and Equipment	14				
<u>Projects not yet commenced</u>					
Purchase of a new garbage compactor for Miniilang -		-	250,000	(250,000)	250,000
<u>Projects not yet commenced</u>					
Maningrida Landfill Wheel loader		-	-	-	318,445
		-	250,000	(250,000)	568,445
Roads	15				
<u>Projects not yet commenced</u>					
Kerb and Channel Airport to Workshop Road - Waruwi		-	43,480	(43,480)	43,480
		-	43,480	(43,480)	43,480
Local Authority Funded Capital Projects	16				
Gunbalanya - Assessment Report for Gunbalanya Oval		4,500	4,500	-	5,000
Maningrida - Basketball Competitions		7,882	-	7,882	-
Gunbalanya - Community Garden Hard Structure & Amenities Lot 649		70,340	-	70,340	-
Maningrida - Construct 2 Half Basketball Courts		4,221	4,221	-	4,221
Gunbalanya - Gunbalanya Oval Lighting		82,417	-	82,417	-
Gunbalanya - Installation of hard structure at the Gunbalanya Office		2,541	2,542	-	2,542
Maningrida - Modifications to staff and visitors rest area at the		21,491	-	21,491	-
Maningrida - Purchase of Additional Grandstands for Maningrida		18,404	1,071	17,333	18,471
Maningrida - Purchase of Grandstands and Additional Pedestrian		14,429	14,997	(568)	14,997
Maningrida - Purchase of Sea Container for Storage at Basketball		17,700	18,948	(1,247)	18,948
Maningrida - Supply and install bollards for perimeter Soccer		38,000	-	38,000	-
		61,512	-	61,512	-
		343,435	46,278	297,157	64,178

Table 4. Monthly Balance Sheet Report

BALANCE SHEET AS AT 28 February 2024	YTD Actuals \$	Notes
ASSETS		
Cash at Bank		A & A.1
Tied Funds	8,875,684	
Untied Funds	3,780,317	
Accounts Receivable		
Trade Debtors	886,610	B
Rates & Charges Debtors	572,867	C
Other Current Assets	615,026	
TOTAL CURRENT ASSETS	14,730,504	
Non-Current Financial Assets		
Property, Plant and Equipment	67,866,772	
TOTAL NON-CURRENT ASSETS	67,866,772	
TOTAL ASSETS	82,597,276	
LIABILITIES		
Trade Creditors	1,167,197	D
ATO & Payroll Liabilities	272,548	F
Current Provisions	2,219,063	F
Accrued Expenses	570,729	
Other Current Liabilities	(244,274)	
TOTAL CURRENT LIABILITIES	3,985,263	
Non-Current Provisions	228,335	F
Other Non-Current Liabilities	8,328,368	G
TOTAL NON-CURRENT LIABILITIES	8,556,703	
TOTAL LIABILITIES	12,541,966	
NET ASSETS	70,055,310	
EQUITY		
Asset Revaluation Reserve	26,857,569	
Capital Reserve	(489)	
Equity Adjustments	6,051,678	
Accumulated Surplus	37,146,552	
TOTAL EQUITY	70,055,310	

BALANCE SHEET NOTES:

Note A. Details of Cash and Investments Held	\$	\$
<u>Investments Held</u>		
Operating Bank Account	227,216	
Business One - Post Office Bank Account	34,249	
Business Maxi Bank Account (Note A.1)	10,006,967	
General Trust Bank Account	130,769	
Traditional Credit Union - Shares	-	
Term Deposits (Note A.1)	2,255,000	12,654,201
<u>Cash Held</u>		
Floats	1,800	1,800
Total Cash and Investments Held		12,656,001
Less: Restricted Cash		8,875,684
Balance Unrestricted Cash		3,780,317

Note A.1 Higher Interest Earning Investments	Deposit Date	Principal \$	Interest Rate	Maturity Date	Terms
Westpac	21/03/2024	5,000	3.85%	21/03/2025	365
NAB	9/12/2024	500,000	5.00%	11/03/2025	92
NAB	30/12/2024	500,000	5.00%	31/03/2025	91
NAB	13/01/2025	500,000	5.00%	14/04/2025	91
NAB	28/01/2025	450,000	4.95%	30/04/2025	92
NAB	10/02/2025	300,000	5.00%	11/05/2025	90
Business Maxi Bank Account		10,006,967	1.55%		
Total Higher Interest Earning Investments		12,261,967			

Note B. Trade Debtors	Current	Past Due 31 - 60 Days	Past Due 61 - 90 Days	Past Due 90+ Days	Total \$
NDIS Debtors	20,521	11,690	405	17,666	50,282
ChildCare Debtors	9,999	5,430	1,626	18,073	35,128
Trade Debtors	666,694	129,445	33,381	19,555	801,200
Total Trade Debtors	697,214	146,565	35,412	55,294	886,610

Note C. Rates & Charges Debtors	Levied in 2024/25	Current	Past Due 31 - 60 Days	Past Due 61 - 90 Days	Past Due 90+ Days	Total \$
General Rates	2,461,957				217,970	217,970
Special Rates	164,542				4,818	4,818
Water Charges	1,550,000				151,701	151,701
Waste Charges	2,272,161				198,378	198,378
Total Rates & Charges Debtors	6,448,660	-	-	-	572,867	572,867

Note D. Trade Creditors	Current	Past Due 31 - 60 Days	Past Due 61 - 90 Days	Past Due 90+ Days	Total \$
Trade Creditors	859,363	19,900	23,919	264,015	1,167,197

Note E. Australian Tax Office (ATO) and Payroll Obligations
As at the date of this report, all reporting and payment obligations have been met.

Note F. Provisions (Current and Non-Current)	\$	\$
<u>Current Provisions</u>		
Employees Annual Leave	1,219,567	
Long Service Leave	830,666	
Doubtful Debts	36,638	
Other General Provisions	132,192	
		2,219,063
<u>Non-Current Provisions</u>		
Long Service Leave	228,335	
		228,335
Total Provisions		2,447,398

Note G. Other Non Current Liabilities	\$	\$
Section 19 Lease Liability	4,543,669	
Jabiru Town Sub Lease Liability	3,784,699	
Total Other Non Current Liabilities		8,328,368

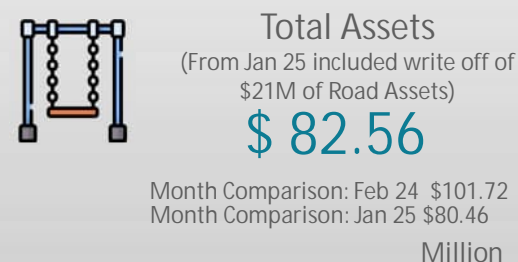
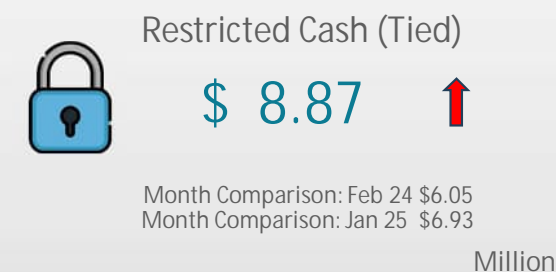
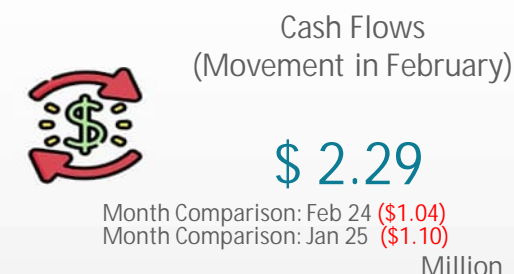
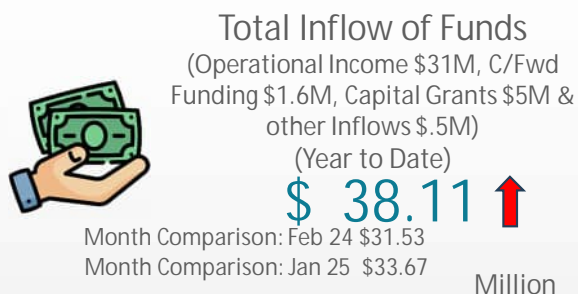
Monthly Financial Report for Local Authority Areas
Operating Income and Expenditure for Local Authorities for the Period Ending 28 February 2025

Report 2

	Regional Office / Unallocated			Minijiang LA			Warruwi LA			Gunbalanya LA		
	YTD Actuals \$	YTD Budget \$	YTD Variance \$	YTD Actuals \$	YTD Budget \$	YTD Variance \$	YTD Actuals \$	YTD Budget \$	YTD Variance \$	YTD Actuals \$	YTD Budget \$	YTD Variance \$
OPERATING INCOME												
Rates	13,278	14,432	(1,154)	65,394	54,351	11,043	99,063	80,026	19,037	344,497	248,251	96,246
Charges	-	-	-	67,857	45,238	22,619	99,512	71,109	28,403	316,040	260,414	55,626
Fees and Charges	111,255	106,987	4,268	14,375	14,200	175	4,464	9,067	(4,602)	3,883	30,933	(27,050)
Operating Grants and Subsidies	10,480,172	15,177,009	(4,696,836)	750,883	1,219,272	(468,389)	1,818,813	1,890,077	(71,264)	665,267	673,593	(8,327)
Interest / Investment Income	151,771	102,667	49,105	-	-	-	-	-	-	-	-	-
Commercial and Other Income	4,045,598	4,250,228	(204,629)	669,931	664,817	5,114	581,404	573,503	7,901	1,324,740	1,439,879	(115,139)
TOTAL OPERATING INCOME	14,802,075	19,651,322	(4,849,247)	1,568,440	1,997,878	(429,438)	2,603,256	2,623,782	(20,525)	2,654,427	2,653,071	1,356
OPERATING EXPENDITURE												
Employee Expenses	4,428,138	4,355,045	73,094	959,912	1,001,082	(41,170)	1,016,203	1,093,185	(76,981)	1,116,468	1,250,836	(134,368)
Materials and Contracts	1,015,411	1,827,454	(812,043)	220,219	388,512	(168,293)	1,330,368	1,411,754	(81,386)	694,811	883,161	(188,350)
Elected Member Allowances	245,556	242,667	2,889	-	-	-	-	-	-	-	-	-
Elected Member Expenses	134,740	230,535	(95,794)	-	-	-	-	-	-	-	-	-
Council Committee & LA Allowances	-	3,500	(3,500)	3,050	4,654	(1,604)	4,600	6,900	(2,300)	8,900	9,675	(775)
Council Committee & LA Expenses	-	-	-	2,766	6,450	(3,684)	1,492	1,133	360	1,046	3,000	(1,954)
Depreciation, Amortisation and Impairment	3,456,706	3,514,292	(57,586)	-	-	-	-	-	-	-	-	-
Interest Expenses	-	-	-	-	-	-	-	-	-	-	-	-
Other Expenses	1,838,261	2,291,880	(453,619)	503,344	600,953	(97,609)	422,533	552,769	(130,237)	1,129,560	1,070,445	59,115
TOTAL OPERATING EXPENDITURE	11,118,812	12,465,373	(1,346,561)	1,689,291	2,001,651	(312,360)	2,775,197	3,065,741	(290,545)	2,950,785	3,217,117	(266,331)
OPERATING SURPLUS / DEFICIT	3,683,262	7,185,949	(3,502,687)	(120,851)	(3,773)	(117,078)	(171,940)	(441,960)	270,019	(296,359)	(564,046)	267,687
	0	0		(0)	0		(0)	0		0	0	

	Maningrida LA			Kakadu Ward Advisory Committee			Total		
	YTD Actuals \$	YTD Budget \$	YTD Variance \$	YTD Actuals \$	YTD Budget \$	YTD Variance \$	YTD Actuals \$	YTD Budget \$	YTD Variance \$
OPERATING INCOME									
Rates	628,689	411,921	216,768	1,808,297	969,572	838,725	2,959,217	1,778,553	1,180,665
Charges	674,001	490,168	183,833	1,842,581	1,735,988	106,594	2,999,991	2,602,917	397,074
Fees and Charges	38,659	62,245	(23,586)	290,142	263,493	26,649	462,779	486,925	(24,146)
Operating Grants and Subsidies	1,516,127	1,495,670	20,457	322,708	233,014	89,694	15,553,970	20,688,635	(5,134,666)
Interest / Investment Income	-	-	-	-	-	-	151,771	102,667	49,105
Commercial and Other Income	1,068,560	1,031,070	37,490	1,179,575	987,620	191,955	8,869,809	8,947,117	(77,308)
TOTAL OPERATING INCOME	3,926,036	3,491,075	434,962	5,443,303	4,189,687	1,253,616	30,997,537	34,606,814	(3,609,276)
OPERATING EXPENDITURE									
Employee Expenses	1,269,254	1,328,975	(59,720)	2,440,630	2,498,899	(58,269)	11,230,606	11,528,021	(297,415)
Materials and Contracts	1,500,126	1,853,456	(353,330)	1,149,199	1,196,869	(47,670)	5,910,134	7,561,206	(1,651,073)
Elected Member Allowances	-	-	-	-	-	-	245,556	242,667	2,889
Elected Member Expenses	-	-	-	-	-	-	134,740	230,535	(95,794)
Council Committee & LA Allowances	2,850	4,200	(1,350)	-	-	-	19,400	28,929	(9,529)
Council Committee & LA Expenses	3,630	6,000	(2,370)	2,232	-	2,232	11,167	16,583	(5,416)
Depreciation, Amortisation and Impairment	-	-	-	-	-	-	3,456,706	3,514,292	(57,586)
Interest Expenses	-	-	-	-	-	-	-	-	-
Other Expenses	896,781	836,741	60,040	1,121,849	1,009,982	111,867	5,912,329	6,362,771	(450,443)
TOTAL OPERATING EXPENDITURE	3,672,642	4,029,372	(356,730)	4,713,909	4,705,750	8,160	26,920,637	29,485,003	(2,564,367)
OPERATING SURPLUS / (DEFICIT)	253,394	(538,297)	791,692	729,394	(516,063)	1,245,457	4,076,900	5,121,810	(1,044,910)

Snapshot – February 2025 Financial Report




Working Capital / Current Ratio



“How many dollars we have for every dollar we owe”

WEST ARNHEM REGIONAL COUNCIL for the period ended 28 February 2025	
	28 February 2025
	\$
CURRENT ASSETS	
Cash and cash equivalents *	3,780,317
Trade and Other Receivables	1,520,855
Inventories	-
Prepayments and Other	-
TOTAL CURRENT ASSETS	5,301,172
Less:	
CURRENT LIABILITIES	
Trade and Other Payables	1,439,314
Provisions	554,766
Borrowings	-
Other Liabilities	886,992
TOTAL CURRENT LIABILITIES	2,881,072
NET CURRENT ASSETS (Working Capital)	2,420,100
CURRENT RATIO	1.84

$$\text{Current Ratio Formula} = \frac{\text{Current Assets}}{\text{Current Liabilities}}$$


What makes an asset current is that it can be converted into cash within 12 months. What makes a liability current is that it is due for payment within 12 months.

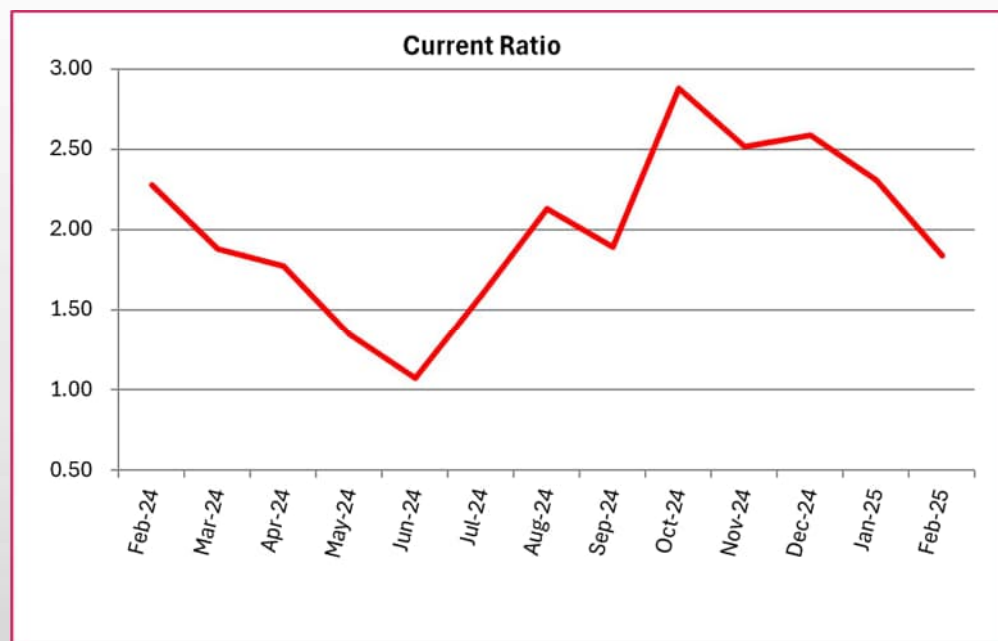
- Note: does not include restricted cash of \$8.87 million



Current Ratio for the past Year



Feb-24	Mar-24	Apr-24	May-24	Jun-24	Jul-24	Aug-24	Sep-24	Oct-24	Nov-24	Dec-24	Jan-25	Feb-25
2.28	1.88	1.78	1.35	1.07	1.59	2.13	1.89	2.88	2.52	2.59	2.31	1.84





Cardholder statement

Run Date: 4 March 2025

Company details

WEST ARNHEM REGIONAL COUN
 WEST ARNHEM REGIONAL COUNCIL
 WEST ARNHEM REGIONAL COUNCIL
 ATT DAVID GLOVER PO BOX 721
 JABIRU NT 0886

Cardholder name: ANDREW WALSH
 Cardholder number: 5163-2531-0192-3578

Cost centre no:
 Statement date: 03/03/25

Opening balance: 1,059.83

For enquiries please call: 1300 650 107

C indicates a credit or payment

*Closing balance: 4,767.53

* The closing balance will be transferred automatically in terms of the authority held.

Payment due date:	13/03/25	Credit limit:	15,000.00	Annual percentage rate:	15.65%
Past due:	0.00	Available credit:	10,232.00	Monthly percentage rate:	1.30%
Minimum payment due:	0.00				

Date	Description of transaction				Amount	Ref.
06/02/25	ALGA NGA	GILMORE	AUS		1,158.00	7399
06/02/25	ALGA NGA	GILMORE	AUS		1,213.00	7399
06/02/25	ALGA NGA	GILMORE	AUS		1,213.00	7399
07/02/25	OFFICEWORKS 0801OFFICE	STUART PARK	AUS		32.20	5943
07/02/25	OFFICEWORKS 0801OFFICE	STUART PARK	AUS		233.96	5943
10/02/25	AUTOMATIC PAYMENT				1,059.83 C	0000
14/02/25	VIRGIN AU	BRISBANE	AUS		363.56	4511
26/02/25	H 105 Mitchell Hotel	Darwin City	AUS		663.81	7011
03/03/25	ALGA NGA	GILMORE	AUS		55.00 C	7399
03/03/25	ALGA NGA	GILMORE	AUS		55.00 C	7399

*** END OF LIST ***

Westpac Banking Corporation ABN 33 007 457 141.

Member and CEO Council Credit Card Transactions for the Month

Where a council credit card has been issued to an Elected Member and/or the CEO, a list per cardholder of all credit card transactions in the month is to be published including the name of the supplier, the amount for each transaction and the reason for the transaction.

Cardholder Name: CEO Andrew Walsh

Transaction Date	Amount \$	Supplier's Name	Reason for the Transaction
06.02.2025	\$ 1,158.00	ALGA NGA	Ticket - 2025 for Mayor Woods
06.02.2025	\$ 1,213.00	ALGA NGA	Ticket - 2025 for CEO
06.02.2025	\$ 1,213.00	ALGA NGA	Ticket - 2025 Cr Philips
07.02.2025	\$ 32.20	Office Works	Folder for OCM
07.02.2025	\$ 233.96	Office Works	Folder for OCM
14.02.2025	\$ 363.56	Virgin AU	Flights for USC Officer - A . Kirkpatrick
26.02.2025	\$ 663.81	H105 Mitchell Hotel	Accommodation for interim CEO - B. Waugh
03.03.2025	-\$ 55.00	ALGA NGA	Refund error on booking
03.03.2025	-\$ 55.00	ALGA NGA	Refund error on booking
Total	\$ 4,767.53		



Cardholder statement

Run Date: 4 February 2025

Company details

WEST ARNHEM REGIONAL COUN
 WEST ARNHEM REGIONAL COUNCIL
 WEST ARNHEM REGIONAL COUNCIL
 ATT DAVID GLOVER PO BOX 721
 JABIRU NT 0886

Cardholder name: JAMES WOODS
 Cardholder number: 5163-2531-0160-5837

Cost centre no:
 Statement date: 03/02/25

Opening balance: 112.24

For enquiries please call: 1300 650 107

C indicates a credit or payment

*Closing balance: 0.00

* The closing balance will be transferred automatically in terms of the authority held.

Payment due date:	13/02/25	Credit limit:	5,000.00	Annual percentage rate:	15.65%
Past due:	0.00	Available credit:	5,000.00	Monthly percentage rate:	1.30%
Minimum payment due:	0.00				

Date	Description of transaction	Amount	Ref.
07/01/25	AUTOMATIC PAYMENT	112.24 C	0000

*** END OF LIST ***

Westpac Banking Corporation ABN 33 007 457 141.

WEST ARNHEM REGIONAL COUNCIL

FOR THE MEETING 14 MAY 2025

Agenda Reference:	9.1
Title:	Incoming and Outgoing Correspondence
Author:	Jasmine Mortimore, Governance Advisor

SUMMARY

This report is to table items of correspondence received and sent since the last Gunbalanya Local Authority meeting.

RECOMMENDATION

THAT THE LOCAL AUTHORITY receives and note the attached items of incoming and outgoing correspondence.

BACKGROUND

In October 2012 Council resolved only to table hard copy mail due to its volume. In 2021 the Administration aligned its definition of Correspondence with section 55(2) of the *Local Government (General) Regulations 2021*, as all correspondence addressed to, or sent by, the council or its principal member. Correspondence matching that definition is presented to Council in this report.

COMMENT

ATTACHMENT NO	CORRESPONDENCE TYPE (Incoming/Outgoing)	DATE RECEIVED / SENT	SENT BY	RECEIVED BY	DOCUMENT NAME
1	Incoming	23.04.2025	Luccio Cercarelli	Ben Waugh (interim CEO)	GUNBALANYA HEALTH CLINIC TENDER DELAYS
2	Incoming	07.05.2025	David King - Engagement Director - NIAA	Mr Andy Garnarradj Chairperson, Gunbalanya Local Authority	Increased Funding for AFL NT in West Arnhem

LEGISLATION AN POLICY

Local Government (General) Regulations 2021 s55(2)

Incoming and Outgoing Correspondence Policy

STRATEGIC IMPLICATIONS

This report is aligned to the following pillars of the *Regional Plan and Budget 2023-2024*:

PILLAR 6 FOUNDATIONS OF GOVERNANCE

Integrity is at the heart of everything we do. We are leaders of best practice and excellence in governance, advocacy, consultation and administration. Our processes, procedures and policies are ethical and transparent.

Goal 6.3 Council and Local Authorities

Excellence in governance, consultation administration and representation.

ATTACHMENTS

1. GUNBALANYA HEALTH CLINIC TENDER DELAYS [9.1.1 - 1 page]
2. Reply to WARC AFL A Garnarradj FEB and MAR in May 2025 [9.1.2 - 1 page]



Department of
THE CHIEF MINISTER AND
CABINET

Chief Executive Officer
Level 14 NT House
22 Mitchell Street Darwin NT 0800

Postal address
GPO Box 4396
Darwin NT 0801

Mr Ben Waugh
Interim Chief Executive Officer
West Arnhem Regional Council

E ChiefExecutive.CMC@nt.gov.au

T 08 8999 6490

Via Email: ben.waugh@westarnhem.nt.gov.au
Copy to: governance@westarnhem.nt.gov.au

File reference: 2025/396

Dear Mr Waugh

RE: GUNBALANYA HEALTH CLINIC TENDER DELAYS

Thank you for your correspondence of 6 March 2025, on behalf of the Red Lily Health Board and the Gunbalunya Local Authority Members, requesting a meeting with the Northern Territory Government Departments of Health (DoH); Logistics and Infrastructure; and Chief Minister and Cabinet.

I understand that Red Lily Health Board representatives have since been meeting with Mr Chris Hosking, Chief Executive Officer, DoH, to discuss the Gunbalunya Health Clinic tender delays. I encourage the Red Lily Health Board to continue working with DoH to address these issues.

Should you wish to discuss this matter further, please contact Mr Darren Johnson, Acting Senior Executive Director – Northern Region, Department of the Chief Minister and Cabinet, via phone on (08) 8999 5236 or email: darren.johnson@nt.gov.au.

Thank you again for your correspondence.

Yours sincerely

A handwritten signature in dark ink, appearing to read "Luccio", followed by a horizontal line.

Luccio Cercarelli PSM
Chief Executive Officer

23 April 2025

OFFICIAL



Mr Andy Garnarradj

Chairperson, Gunbalanya Local Authority

CC: Marnie Mitchell: Manager of Community Services Support

marnie.mitchell@westarnhem.nt.gov.au

Jasmine.Mortimore@westarnhem.nt.gov.au

Dear Mr Garnarradj,

Thank you for your correspondence via email from West Arnhem Regional Council (WARC) on 15 July 2024 and the follow up dated 5 March 2025 regarding AFL Northern Territory services and programs in West Arnhem and Gunbalanya.

The mistaken advice mentioned in the 5 March email regards an Australian Football League (AFL) officer operating in Gunbalanya last year was generated by a communication fault, I apologies for the incorrect information being presented.

The Australian Sport Commission (ASC), previously this was the Australian Institute of Sport (AIS), is the Australian Government agency responsible for administering the funding and outcomes with the AFL Northern Territory (AFL NT) contract. As noted in my 9 September 2024 advice, your feedback dated 15 July 2024 was referred to the AIS (now ASC), for consideration in their administration work with AFL NT.

Therefore, to find out current and accurate information on AFL programs in West Arnhem, where their staff and programs are based, I recommend you contact the ALF NT directly. The contact at ALF NT is: Mr Christian Thiel, Indigenous Programs and Engagement Manager at AFLNT, Mobile 0499 886 596, email, Christian.Thiel@afl.com.au.

I trust this advice and referral is helpful in your pursuit of information regarding AFL programs and if you have any further questions regarding this correspondence, please contact me on mobile telephone 0458 960 779 or via email david.king@niaa.gov.au.

Yours sincerely

A handwritten signature in black ink, appearing to be "David King".

David King

Engagement Director: Kakadu and West Arnhem

6 May 2025

WEST ARNHEM REGIONAL COUNCIL

FOR THE MEETING 14 May 2025

Agenda Reference:	9.2
Title:	Human Resources Report as at 30 April 2025
Author:	Linda Veugen-Yong, Human Resources Manager (Acting)

SUMMARY

The purpose of this report is to inform the Local Authority of Council employment statistics within the Local Government area and employment vacancies.

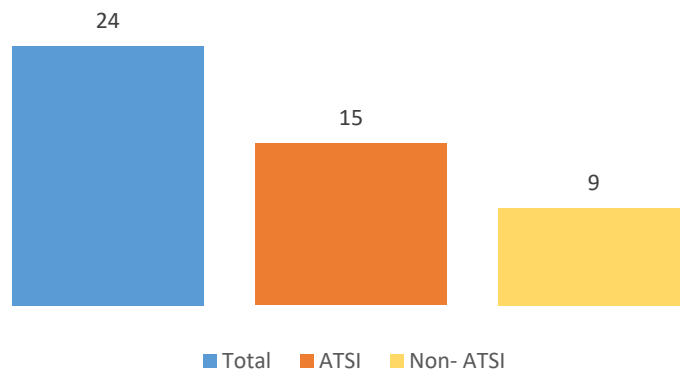
RECOMMENDATION

THAT THE LOCAL AUTHORITY receive and note the report titled *Human Resources Report as at 30 April 2025*.

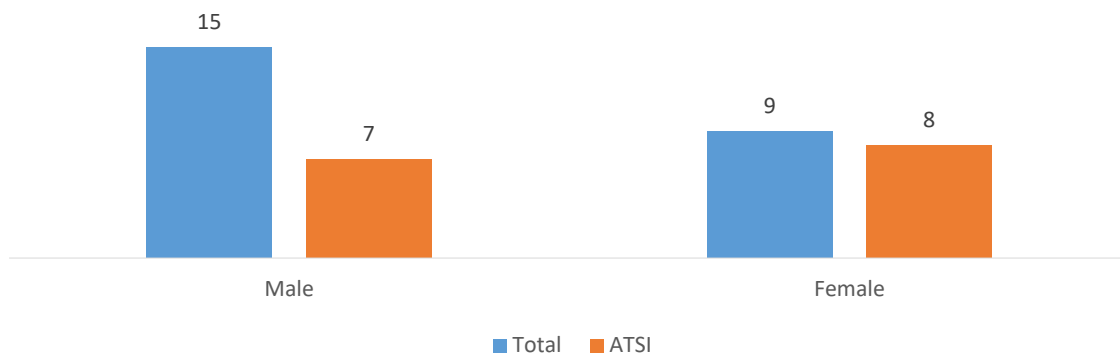
COMMENT

Workforce Report

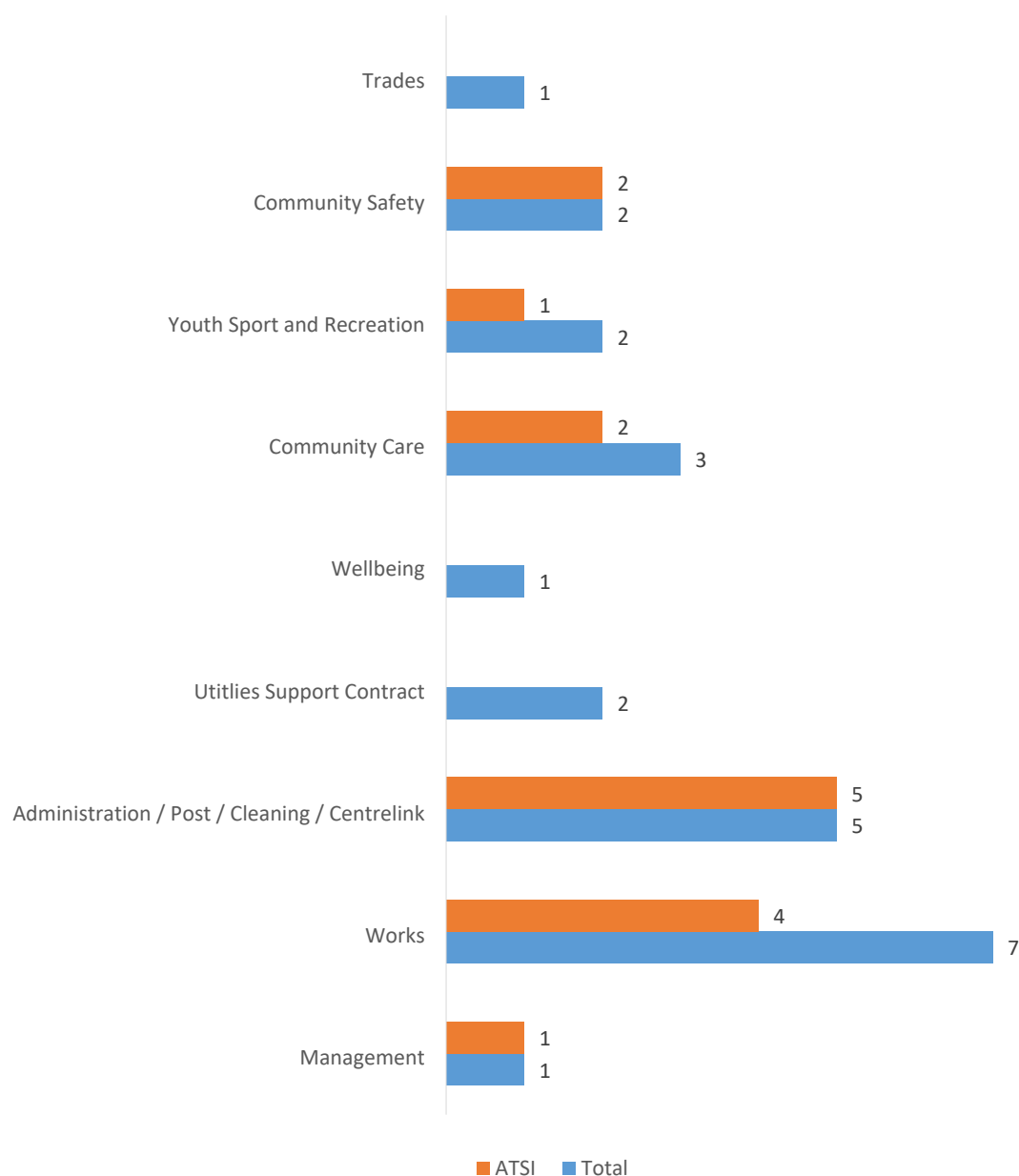
EMPLOYEE NUMBERS - GUNBALANYA



EMPLOYEES BY GENDER - GUNBALANYA



EMPLOYEES BY WORK GROUP - GUNBALANYA



Vacancies by location as of 1 May 2025

Gunbalanya

- **Community Safety Senior Officer** - Open until filled
- **Landfill Officer** – Closed 12 March 2025
- **Community Care Officer x 2** - Open until filled
- **Community Care Cook** – Open until filled

LEGISLATION AND POLICY

Local Government Act 2019 (Act)

Council's Organisational Structure

Council's Budget and Long-Term Financial Plan

FINANCIAL IMPLICATIONS

The Council must maintain an organisational chart showing the council's staff structure, per regulation 6(1)(a) of the *Local Government (General) Regulations 2021*. The Council approved Organisational Structure is used to develop, and later review, the Budget and Long-Term Financial Plan.

The CEO is responsible for the appointment of the council's staff in accordance with a budget allocated to staff expenditure approved by the Council, per section 170 of the Act.

STRATEGIC IMPLICATIONS

This report aligns to the following pillars and goals as outlined in the *Regional Plan and Budget*:

PILLAR 2 INCREASED LOCAL INDIGENOUS EMPLOYMENT

We are committed to investing in and supporting local Indigenous employment. We recognise the instrumental value that Indigenous staff bring to our organisation and the social force that occurs with employment opportunities.

Goal 2.1 Indigenous Employment Framework

Create Council Indigenous employment framework including tailored pathways to employment.

Goal 2.2 Policy and Procedures

Research, review and develop policy to underpin and inform Council's intent and strategy to increase local Indigenous employment.

Goal 2.3 Policy and Procedures

Research, review and develop policy to underpin and inform Council's intent and strategy to increase local Indigenous employment.

PILLAR 3 SAFETY AND WELLBEING

As an 'Employer of Choice', we provide and promote a positive culture of safety, inclusion and respect. Our people are skilled, informed and have opportunities to grow and develop within our organisation. Services provided to community are professional, impactful, engaging and appropriate to local needs.

Goal 3.2 Health and Safety

Staff and public safety is achieved via planning, education and training.

Goal 3.3 Training and Development

Deliver training and development which is effective and culturally appropriate, engaging and increases future employment opportunities and pathways.

ATTACHMENTS

Nil

WEST ARNHEM REGIONAL COUNCIL

FOR THE MEETING 14 MAY 2025

Agenda Reference:	9.3
Title:	CSM Operations Report on Current Council Services
Author:	Vicki McCoy, Council Services Manager, Gunbalanya

SUMMARY

This report will present the Local Authority (LA) with an update on council services provided in the Gunbalanya community for the period 01 February 2025 – 30 April 2025, as prepared by Manager Regional Council Services, Rick Mitchell and presented by Council Services Manager (CSM), Vicki McCoy.

RECOMMENDATION

THAT THE LOCAL AUTHORITY:

1. Receive and note the report titled *CSM Operations Report on Current Council Services*.

BACKGROUND

All issues/matters raised are to be discussed by Local Authority members, as detailed in the report.

COMMENT

1. Community recruitment

Positions filled during the report period:

- Community Safety Officer x 2 – Commenced on 27 February 2025
- Post Office and Administration Officer – Commenced on 31 March 2025
- Team Leader Works – Commenced 7 April 2025

2. Administration Services

2.1 Administration

The Gunbalanya Council administration office was open from 8:00am to 4:30pm on each business day during the report period except for the below periods:

- 03 February 2025 – Council wide closure.
- 24 March 2025 – Closure due to limitations within operations team.

2.2 Post Office

Post Office services are provided by Gunbalanya Council administration staff during normal business hours. Mail was received, sorted and dispatched each business day.

- Representative from Australia Post conducted a site visit on 20 February 2025.
- Australia Post freight continues to be delivered by Gunbalanya Air.
- Post office closed while sorting mail.

Total postage received	5,042.583 kg
------------------------	--------------

2.3 Centrelink

The Gunbalanya Centrelink Office opened between 8:00am to 4:30pm each business day during the report period with exception:

- Staff busy assisting residents with enquiries and facilitating agency contact via computer and phone.
- Representatives from Service Australia conducted a site visit on 04 – 07 March 2025.
- 03 February 2025 – Council wide closure.
- 24 March 2025 – Closure due to limitations within operations team.

2.4 Cleaning

Scheduled cleaning of council assets for reporting report has been completed as follows:

- Council office – twice a week – total of 36 occasions.

- Playground amenities – once a week – total of 10 occasions.
- Public toilets - twice a week – total of 19 occasions.
- Common areas cleaned once a week – total of 10 occasions.
- Visitor Accommodation rooms cleaned as required for incoming and outgoing guests.

2.5 Visitor Accommodation

The total number of current visitor accommodation available is four (4), bookings can be made through Little Hotelier, via WARC website.

- Total of 43 guests stayed in accommodation during the reporting period.

3. Wellbeing Services

3.1 Sport & Recreation

Sport and Recreation team delivered activities involving after-school sessions, school holiday initiatives, and young adult-oriented programs. The activities offered included:

- Basketball
- Football
- Dodge Ball
- Art & Craft
- Table tennis
- Computer games
- Cooking

Highlights that occurred during the reporting period:

- Build-up Skateboarding visited the Gunbalanya community on 17-21 March 2025 and held another successful skateboarding workshop, shining a spotlight on kids who may not engage or excel at some mainstream sports.
- Volleyball NT visited the Gunbalanya community on 14-18 April 2025 and held a successful workshop, working in conjunction with Gunbalanya school.



Build-up Skateboarding workshop.



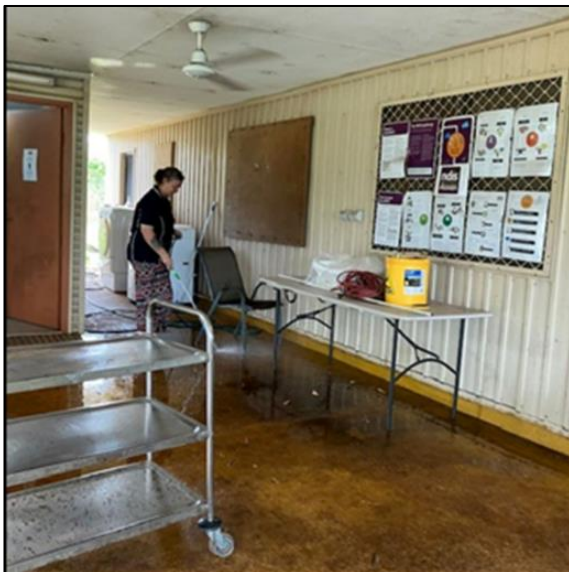
Volleyball NT

Attendance totals	3,638
-------------------	-------

3.2 Community Care (Gunbalanya, Jabiru, Minjilang, Warruwi)

The Gunbalanya Community Care team provides services Monday – Friday to 35 clients.

- Currently 8-12 clients for breakfast every morning.
- Community Care continues to provide transport, healthy and nutritious hot meals, and dry breakfasts to all clients including National Disability Insurance Scheme (NDIS) clients five (5) days a week.
- Community Care provides laundry care to participating clients.
- Centre activities provided, which includes darts, puzzles and fishing.
- Transport clients to clinic for medical appointments and medication collection.
- Staff attendance and vacancies have impacted resources and team members from other programs are filling in, to complete the cooking and delivery of meals. Limited staff also affects the centre opening hours. Recruitment is underway to rectify.
- Community Care Data and Compliance Officer from Jabiru, assisted the Gunbalanya team with deep clean of the Community Care Centre.



Community Care Data and Compliance Officer doing a deep clean of the Community Care Centre.



The Community Care team servicing breakfast to Age Care and NDIS clients.

Total meals provided	2,19799
----------------------	---------

3.3 Disability Care (Gunbalanya, Jabiru, Minjilang, Warruwi)

The Gunbalanya Community Care team are the Community Connectors and Coordinator of Supports (CoS) under the National Disability Insurance scheme (NDIS). Services provided are as follows:

- Accommodation,
- Personal care / household tasks,
- Centre Activities,
- Home modifications,
- Plan management, and
- Transport.

Total number of NDIS participants	32
-----------------------------------	----

3.4 Night Patrol (Gunbalanya, Minjilang & Warruwi only)

Night patrol services were provided on available nights between roster hours of 7:30pm and 2:00am. Monday through until Saturday.

- Night Patrol program resumed its services on the 27 February 2025 with the commencement of two (2) new Community Safety Officers.

3.5 Broadcasting (Gunbalanya, Maningrida, Minjilang, Warruwi)

In conjunction with Top End Aboriginal Bush Broadcasting Association (TEABBA), broadcasting services normally operate between 9:00am and 3:00pm.

- Broadcasting has been non-operational for the reporting period due to the Broadcasting Officer position being vacant over this period.
- Broadcasting officer to commence May 2025.

4. Community Works

4.1 Parks and Open Space

The community is generally clean and tidy with rubbish collection occurring five (5) days per week.

- Mowing around the community continues.
- Fire breaking continues around the community.
- Repairs had been conducted to the fencing around the perimeter of the Football Oval.
- Installation of Water Hose Reels at the Billabong Shelters enable members of the community to have water at the shelters.
- At the end of March, the works team assisted in the prompt facilitation of mowing and installing firebreaks around selected areas within the community. This had been actioned to tackle the overgrowth of weeds and grass and the potential fire risk.

4.2 Roads

General minor road repairs and maintenance undertaken across the community.

- Urgent temporary repairs had been conducted to potholes in certain areas due to the significant area that these covered.
- Street light audit had been conducted in the month of March 2025.

4.3 Waste

Landfill site operated between Mondays to Friday, 8:00am to 4:00pm with no disruption to service.

- Gunbalanya Landfill is attended regularly by the Works Team to ensure it is maintained and kept up to standard.
- Rubbish run conducted daily to ensure all residents and stakeholders have their bins emptied regularly as per schedule.

5. Essential Services

5.1 Power

- Major failure had occurred to Generator number two. This has caused this Generator to be offline for the reporting period.

5.2 Water

- Ongoing water leaks and repairs have been conducted over the reporting period.
- Replacement of Water Meters as requested by Power and Water Corporation.
- Access to bore fields remains restricted due to weather.

5.3 Sewage

- Sewage repairs had been addressed as required and as per the normal maintenance schedule.
- No major sewage works have been conducted over the reporting period.

5.4 Aerodrome

As per the contract, inspections, callouts and maintenance were undertaken by the Aerodrome Reporting Officer (ARO).

- Aerodrome inspections are completed minimum three (3) times per week.
- ARO conducted further inspections when called out to attend MediVac flight.

6. Community

6.1 Community meetings and events

- 26 February 2025 - Meeting with NT Police to address criminal activity in Community.
- 10 March 2025 – Attend International Women’s Day luncheon at Child and Family Centre (CFC) building.
- 19 March 2025 – Meeting with North Australian Aboriginal Justice Agency (NAAJA) Civil Law, to discuss services offered to community.
- 21 March 2025 – Meeting with National Indigenous Australians Agency (NIAA) to discuss services to Council.
- 25 March 2025 – Meeting with Community Development Program manager, discuss employment opportunities within community.
- 15 April 2025 – Meeting with Steve Tribbeck to discuss Stone Festival happening in Gunbalanya 29 – 31 August 2025.
- 22 April 2025 – Meet and greet staff from Australian Electoral Commission who was Gunbalanya to do mobile polling booth.
- 25 April 2025 – Attend ANZAC dawn service
- 25 April 2025 – Attend activities, BBQ and watched ANZAC football match on the big screen at Adjumarllarl Rec Hall, facilitated by West Arnhem Regional Council and Adjumarllarl Aboriginal Corporation.

Total number of meetings and events attended by the CSM	09
---	----

6.2 Community key focus areas

- Vegetation control in all areas around the community.
- Road surface repairs and ongoing maintenance.
- Anzac Day Service and Community events on Friday 25 April 2025.

LEGISLATION AND POLICY

Not applicable.

FINANCIAL IMPLICATIONS

Not applicable.

STRATEGIC IMPLICATION

This report is aligned to the following pillars and goals of the *Regional Plan and Budget*:

PILLAR 1 PARTNERSHIPS, RELATIONSHIPS AND BELONGING

Investing in relationships and partnerships at all levels supports and strengthens community and belonging. We prioritise the value of partnerships and relationships as a key determinant of a happy, strong and thriving community.

Goal 1.1 Community Engagement

Seek out and support diverse perspectives and collaborations with community, community leaders, businesses, agencies and local service providers to enhance community life.

Goal 1.4 Community Events

Deliver cultural, civic and sporting events which engage and unite the community.

Goal 1.6 Youth Engagement

Deliver diverse, targeted programs and events which actively empower and engage young people as valuable partners in decision-making which effects them.

PILLAR 3 SAFETY AND WELLBEING

As an 'Employer of Choice', we provide and promote a positive culture of safety, inclusion and respect. Our people are skilled, informed and have opportunities to grow and develop within our organisation. Services provided to community are professional, impactful, engaging and appropriate to local needs.

Goal 3.4 Community Service Delivery

Provision of high quality, culturally informed programs that support and enhance the safety and wellbeing of community members.

PILLAR 4 SERVICE DELIVERY AND BUILT ENVIRONMENT

We provide high quality infrastructure and service delivery that meets the unique needs of each community, creates a sense of place and contributes towards promoting a sense of pride in community.

Goal 4.3 Waste and Water Management

Deliver environmentally and economically sound solid waste, water and sewerage services.

ATTACHMENTS

Nil

WEST ARNHEM REGIONAL COUNCIL

FOR THE MEETING 14 May 2025

Agenda Reference:	9.4
Title:	Technical Services Gunbalanya Projects Report
Author:	Kylie Gregson, Manager Technical Services

SUMMARY

This report will present the Local Authority (LA) with an update on the overview of all Local Authority and other Council projects delivered in the Gunbalanya Community, for the reporting period up to 6 May 2025.

RECOMMENDATION

THAT LOCAL AUTHORITY receives and notes the report titled *Technical Services Gunbalanya Projects Report*.

BACKGROUND

High level operational/project management reports are provided to ensure transparency, communication, and support are provided to elected members.

COMMENT

The table below provides a comprehensive snapshot of all projects currently being delivered in the Gunbalanya Community.

GUNBALANYA LOCAL AUTHORITY PROJECTS

STATUS	PROJECTED COMPLETE	STAGE	DESCRIPTION	% DONE
In Progress	30-05-25	Construction completed - an additional type 2 road base is required on low areas, pending experience with rainfall in area. Waiting for the road to reopen to transport gravel in and complete the project in full. The Local Authority have requested and approved a Fire Pit for each facility. Waiting on access for installation.	Gunbalanya Billabong Shelters.	95%
In Progress	30-05-25	TB Constructions have completed ten of the thirteen houses under this project. Two of the remaining three houses are to be completed in May 2025.	Gunbalanya Aged Care Pavers.	80%
In Progress	30-05-25	Speed bumps and children's crossing at the office and Youth Centre. Additional U shape bollard to be installed to increase safety as cars traversing through the opening.	Crosswalk and bollards at the Council Office.	80%
In Progress	30-11-25	Tender awarded to the University of Melbourne. Gunbalanya scheduled visits July and September 2025.	Vet Program - Animal Management.	5%

GUNBALANYA COUNCIL PROJECTS				
STATUS	PROJECTED COMPLETE	TASK	DESCRIPTION	% DONE
In Progress	30-06-25	Thinkwater Darwin contracted - project is now 95% completed. Billabong pump and switchboard parts to automate system are received. Contractor to install after wet season. Pump in manual mode.	Gunbalanya Oval Upgrade.	95%
In Progress	30-08-25	Insurance claim accepted - Works awarded to MJ Builders. Following the site visit, surveyors now advise this is a flood prone area and buildings need to be elevated higher. The loss adjustor has confirmed the variation is in addition to that previously approved. Ongoing discussion with insurers to clarify works. Met with assessor and builders discussed new site within the lot boundary. The builder has been instructed to re-quote. An update from Insurers is expected this week.	Gunbalanya Flood Insurance Toad Hall, Laundry & damaged house.	10%

STATUTORY ENVIRONMENT

Not Applicable.

FINANCIAL IMPLICATIONS

Not Applicable.

STRATEGIC IMPLICATIONS

This report aligns to the following pillars and goals as outlined in the *Regional Plan and Budget*:

PILLAR 4 SERVICE DELIVERY AND BUILT ENVIRONMENT

We provide high quality infrastructure and service delivery that meets the unique needs of each community, creates a sense of place and contributes towards promoting a sense of pride in community.

Goal 4.1 Strategic Infrastructure and Asset Management

Strategically manage, maintain and enhance community infrastructure.

Goal 4.2 Fleet, Plant and Equipment

Provide a modern and well-maintained fleet of plant and vehicles capable of meeting service delivery requirements.

Goal 4.3 Waste and Water Management

Deliver environmentally and economically sound solid waste, water and sewerage services.

Goal 4.4 Local Road Management and Maintenance

Tactically monitor, maintain and manage Council gazetted roads and community safety via traffic management.

PILLAR 5 SUSTAINABILITY AND CLIMATE ACTION

Leading by example, we commit to developing a culture of sustainable practice. We recognise and champion the importance of safe-guarding our environment for future generations by working collectively with community, private enterprises and all tiers of government.

Goal 5.1 Recycling and Waste

Develop recycling and waste initiatives which protect and preserve community natural resources and the local environment.

Goal 5.2 Procurement

Develop and implement a leading-edge sustainability procurement strategy.

ATTACHMENTS

Nil

WEST ARNHem REGIONAL COUNCIL

FOR THE MEETING 14 MAY 2025

Agenda Reference:	9.5
Title:	Gunbalanya Cemetery Progress Report
Author:	Sara Fitzgerald, Waste and Resource Coordinator

SUMMARY

This report is to provide the Local Authority with a progress report on establishing a declared cemetery for Gunbalanya Community.

RECOMMENDATION

THAT THE LOCAL AUTHORITY receive and note the report titled *Gunbalanya Cemetery Progress Report*.

BACKGROUND

The Council has been working towards delivering a culturally appropriate declared cemetery for the Gunbalanya Community as there is no current declared official burial ground or cemetery for the residents of the community. Northern Territory Government updated the Burials and Cremations Act in 2022 making Local Government the owners of cemetery facilities across the Northern Territory. West Arnhem Regional Council has been working towards declaring an official cemetery site in Gunbalanya under the new Act.

As a part of the process of declaring a cemetery West Arnhem Regional Council has been working with the community to identify an appropriate site for a cemetery and provide a design that is both practical and culturally suitable.

COMMENT

The Northern Land Council (NLC) has approved creation of a lease for the cemetery site for the Gunbalanya Community as illustrated on the report attachment. This site was identified as the most operationally practical and culturally appropriate site for the cemetery based on community consultation. The NLC legal team are currently preparing the lease agreement for this site.

Once West Arnhem Regional Council has a finalised lease for the site, administration will then proceed with an application of declaration for the cemetery through the Northern Territory Government. While this is being processed, the council will work with Gunbalanya community to understand their needs and wants for the design of the cemetery. Further to this consultation, a design plan will be prepared to secure funding to build the cemetery.

LEGISLATION AND POLICY

Local Government Act 2019
Burials and Cremations Act 2022

FINANCIAL IMPLICATIONS

Nil

STRATEGIC IMPLICATIONS

This report is aligned to the following pillars and goals of the *Regional Plan and Budget*:

PILLAR 1 PARTNERSHIPS, RELATIONSHIPS AND BELONGING

Investing in relationships and partnerships at all levels supports and strengthens community and belonging. We prioritise the value of partnerships and relationships as a key determinant of a happy, strong and thriving community.

Goal 1.1 Community Engagement

Seek out and support diverse perspectives and collaborations with community, community leaders, businesses, agencies and local service providers to enhance community life.

PILLAR 3 SAFETY AND WELLBEING

As an 'Employer of Choice', we provide and promote a positive culture of safety, inclusion and respect. Our people are skilled, informed and have opportunities to grow and develop within our organisation. Services provided to the community are professional, impactful, engaging and appropriate to local needs.

Goal 3.1 Cultural Safety

Delivery of actions in the WARC 'Innovate' Reconciliation Action Plan.

Goal 3.4 Community Service Delivery

Provision of high quality, culturally informed programs that support and enhance the safety and wellbeing of community members.

PILLAR 4 SERVICE DELIVERY AND BUILT ENVIRONMENT

We provide high quality infrastructure and service delivery that meets the unique needs of each community, creates a sense of place and contributes towards promoting a sense of pride in community.

Goal 4.1 Strategic Infrastructure and Asset Management

Strategically manage, maintain and enhance community infrastructure.

PILLAR 6 FOUNDATIONS OF GOVERNANCE

Integrity is at the heart of everything we do. We are leaders of best practice and excellence in governance, advocacy, consultation and administration. Our processes, procedures and policies are ethical and transparent.

Goal 6.3 Council and Local Authorities

Excellence in governance, consultation administration and representation.

Goal 6.5 Planning and Reporting

Robust planning and reporting that supports Council's decision-making processes.

ATTACHMENTS

Nil

WEST ARNHEM REGIONAL COUNCIL

FOR THE MEETING 14 MAY 2025

Agenda Reference:	10.1
Title:	Local Authority Member Questions with or without Notice
Author:	Jasmine Mortimore, Governance Advisor

SUMMARY

The purpose of this report is to give Local Authority Members a forum in which to table items they wish to be debated.

Local Authority Members are encouraged to raise any issues they wish to discuss during the meeting.

RECOMMENDATION

THAT THE LOCAL AUTHORITY recorded for action the following questions from Members.

ATTACHMENTS

Nil

- 11 NEXT MEETING**
- 12 MEETING DECLARED CLOSED**